

Trex® Ordering Guide



Trex®



HOW TO USE THIS GUIDE:

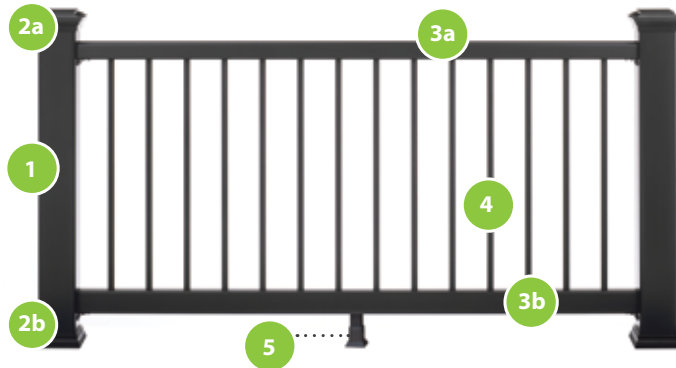
Our specially designed decking and railing duos make it easy to find a look you'll love season after season, year after year. Use this ordering guide to get all the components necessary for your ideal decking and railing.

Select the **board profile** and **length** that best suits your project in your desired deck color.



Next, find the **Trex look number** **GP-1** and select the right length and height. You'll need to order every component within that look (labeled Step 1-5) to create the railing.

ONE RAILING SECTION



POST SLEEVE




POST CAP




POST SKIRT



RAIL KIT



Crown Rail



Universal Rail

BALUSTER KIT



Balusters

INFILL KIT



Accessory Infill Kit
(includes adjustable foot block)



Lastly, consider whether you'll need any **accessories** for unique railing configurations.



Table of Contents

GRAVEL PATH



GP-1

PAGE 9



GP-2

PAGE 10



GP-3

PAGE 11

PEBBLE GREY



PG-1

PAGE 13



PG-2

PAGE 14



PG-3

PAGE 15

ISLAND MIST



IM-1

PAGE 17



IM-2

PAGE 18



IM-3

PAGE 19

CLAM SHELL



CS-1

PAGE 21



CS-4

PAGE 22



CS-3

PAGE 23

WINCHESTER GREY




WG-1

PAGE 25



WG-2

PAGE 26



WG-3

PAGE 27

Table of Contents *continued*

ROPE SWING



RS-1
PAGE 29



RS-2
PAGE 30



RS-3
PAGE 31

BEACH DUNE



BD-1
PAGE 33



BD-4
PAGE 34



BD-3
PAGE 35

SADDLE (ENHANCE)



ES-4
PAGE 37



ES-5
PAGE 38



ES-3
PAGE 39

SADDLE (SELECT)



SS-1
PAGE 41



SS-2
PAGE 42



SS-3
PAGE 43

TIKI TORCH



TT-1
PAGE 45




TT-2
PAGE 46



TT-3
PAGE 47

Table of Contents *continued*

TREE HOUSE



TH-1
PAGE 49



TH-2
PAGE 50



TH-3
PAGE 51

HAVANA GOLD



HG-1
PAGE 53



HG-2
PAGE 54



HG-3
PAGE 55

SPICED RUM



SR-1
PAGE 57



SR-2
PAGE 58



SR-3
PAGE 59

WOODLAND BROWN



WB-1
PAGE 61



WB-2
PAGE 62



WB-3
PAGE 63

VINTAGE LANTERN



VL-1
PAGE 65



VL-2
PAGE 66



VL-3
PAGE 67

Table of Contents *continued*

MADEIRA



MB-1
PAGE 69





MB-2
PAGE 70



MB-3
PAGE 71

LAVA ROCK



LR-1
PAGE 73



LR-2
PAGE 74



LR-3
PAGE 75

FIRE PIT



FP-1
PAGE 77



FP-2
PAGE 78



FP-3
PAGE 79

ADDITIONAL ACCESSORIES

TREX TRANSCEND®,
TREX ENHANCE®,
TREX SELECT®
AND TREX UNIVERSAL FASCIA PAGE 80

TREX HIDEAWAY® HIDDEN FASTENING SYSTEM,
START CLIPS,
POST MOUNTS
AND GATES PAGE 81

NOTES PAGE 82-83

MAKING YOUR OUTDOOR OASIS EVEN BETTER *with incredible decking, railing & accessories*



GRAVEL PATH

Trex Transcend



Once you've selected your deck color, choose between one of two board profiles. Then, select a railing look that suits your style. SKUs for all of these options can be found on the following pages.

1 CHOOSE A BOARD PROFILE



Square Edge

or



Grooved Edge

2 SELECT A RAILING LOOK



Coordinate It **GP-1**



Contrast It **GP-2**



Change It Up **GP-3**

GRAVEL PATH DECK BOARD PROFILES

	Dimensions	Item #	Description
1-in x 6-in Decking, Square Edge	1 x 6 x 12'	GP010612TS01	.94-in x 5.5-in x 12-ft Square Transcend Gravel Path
	1 x 6 x 16'	GP010616TS01	.94-in x 5.5-in x 16-ft Square Transcend Gravel Path
	1 x 6 x 20'	GP010620TS01	.94-in x 5.5-in x 20-ft Square Transcend Gravel Path
1-in x 6-in Decking, Grooved Edge	1 x 6 x 12'	GP010612TG01	.94-in x 5.5-in x 12-ft Grooved Transcend Gravel Path
	1 x 6 x 16'	GP010616TG01	.94-in x 5.5-in x 16-ft Grooved Transcend Gravel Path
	1 x 6 x 20'	GP010620TG01	.94-in x 5.5-in x 20-ft Grooved Transcend Gravel Path



GP-1

Deck Color: Transcend Gravel Path
Railing Look: Coordinate It

	Railing Style Step	Item #	Description	1 required per section (unless otherwise noted)
6-ft x 36-in Horizontal Rail	Step 1	WT040439APS	4.45-in x 4.45-in x 40-in Post Sleeve - Classic White (Fits over a 4x4 pressure treated post)	
	Step 2B	PWTSKIRT4X4	4.55-in x 4.55-in Post Sleeve Skirt - Classic White	
	Step 3A	GPUNIVTBR06	67.5-in Universal Top or Bottom Rail - Gravel Path	
	Step 3A	Cocktail Rail Board	.94-in x 5.5-in x 12-ft Square Transcend Gravel Path	Deck board used on top of universal rail
	Step 3B	GPUNIVTBR06	67.5-in Universal Top or Bottom Rail - Gravel Path	
	Step 4	BKTA30RBK	30.25-in Round Aluminum Baluster Kit (20/box) - Charcoal Black	15 balusters required per section
	Step 5	GPRDHIK06	67.5-in Accessory Infill Kit for Round Balusters - Horizontal - Gravel Path	Includes assembly hardware
6-ft x 36-in Stair Rail	Step 1	WT0404108APS	4.45-in x 4.45-in x 108-in Post Sleeve - Classic White (Fits over a 4x4 pressure treated post)	1 required for every 2 posts
	Step 2B	PWTSKIRT4X4	4.55-in x 4.55-in Post Sleeve Skirt - Classic White	
	Step 3A	GPUNIVTBR06	67.5-in Universal Top or Bottom Rail - Gravel Path	
	Step 3A	Cocktail Rail Board	.94-in x 5.5-in x 12-ft Square Transcend Gravel Path	Deck board used on top of universal rail
	Step 3B	GPUNIVTBR06	67.5-in Universal Top or Bottom Rail - Gravel Path	
	Step 4	BKTA30RBK	30.25-in Round Aluminum Baluster Kit (20/box) - Charcoal Black	12 balusters required per section
	Step 5	GPRDSIK06	67.5-in Accessory Infill Kit for Round Balusters - Stair - Gravel Path	Includes assembly hardware
8-ft x 36-in Horizontal Rail	Step 1	WT040439APS	4.45-in x 4.45-in x 40-in Post Sleeve - Classic White (Fits over a 4x4 pressure treated post)	
	Step 2B	PWTSKIRT4X4	4.55-in x 4.55-in Post Sleeve Skirt - Classic White	
	Step 3A	GPUNIVTBR08	91.5-in Universal Top or Bottom Rail - Gravel Path	
	Step 3A	Cocktail Rail Board	.94-in x 5.5-in x 16-ft Square Transcend Gravel Path	Deck board used on top of universal rail
	Step 3B	GPUNIVTBR08	91.5-in Universal Top or Bottom Rail - Gravel Path	
	Step 4	BKTA30RBK	30.25-in Round Aluminum Baluster Kit (20/box) - Charcoal Black	20 balusters required per section
	Step 5	GPRDHIK08	91.5-in Accessory Infill Kit for Round Balusters - Horizontal - Gravel Path	Includes assembly hardware
8-ft x 36-in Stair Rail	Step 1	WT0404108APS	4.45-in x 4.45-in x 108-in Post Sleeve - Classic White (Fits over a 4x4 pressure treated post)	1 required for every 2 posts
	Step 2B	PWTSKIRT4X4	4.55-in x 4.55-in Post Sleeve Skirt - Classic White	
	Step 3A	GPUNIVTBR08	91.5-in Universal Top or Bottom Rail - Gravel Path	
	Step 3A	Cocktail Rail Board	.94-in x 5.5-in x 16-ft Square Transcend Gravel Path	Deck board used on top of universal rail
	Step 3B	GPUNIVTBR08	91.5-in Universal Top or Bottom Rail - Gravel Path	
	Step 4	BKTA30RBK	30.25-in Round Aluminum Baluster Kit (20/box) - Charcoal Black	16 balusters required per section
	Step 5	GPRDSIK08	91.5-in Accessory Infill Kit for Round Balusters - Stair - Gravel Path	Includes assembly hardware
Accessories for 42-in Rail Height	Step 1	WT0404108APS	4.45-in x 4.45-in x 108-in Post Sleeve - Classic White (Fits over a 4x4 pressure treated post)	Substitute item for 42-in Rail Height Horizontal and Stair installations; 1 required for every 2 posts
	Step 4	BKTA36RBK	36.25-in Round Aluminum Baluster Kit (20/box) - Charcoal Black	Substitute item for 42-in Rail Height Horizontal and Stair installations
Accessories	Accessory	GPHZACCYKIT	Mounting Hardware for Cut Rails - Horizontal - Gravel Path	Additional hardware for cut railing sections
	Accessory	GPSTACCYKIT	Mounting Hardware for Cut Rails - Stair - Gravel Path	Additional hardware for cut railing sections
	Accessory	GP22HGASK	22.5 Degree Gasket Pack - Gravel Path	Gaskets for 22.5 degree angles
	Accessory	GP45RSBADAPK	45 Degree Birdsmouth Gasket Pack (4x4 Post Sleeve) - Gravel Path	Gaskets and hardware for 45 degree angles



GP-2

Deck Color: Transcend Gravel Path
Railing Look: Contrast It

	Railing Style Step	Item #	Description	1 required per section (unless otherwise noted)
6-ft x 36-in Horizontal Rail	Step 1	WT040439APS	4.45-in x 4.45-in x 40-in Post Sleeve - Classic White (Fits over a 4x4 pressure treated post)	
	Step 2A	PWTSQCAP4X4	4.55-in x 4.55-in Post Sleeve Flat Cap - Classic White	
	Step 2B	PWTSKIRT4X4	4.55-in x 4.55-in Post Sleeve Skirt - Classic White	
	Step 3A	WTCROWNTR06	67.5-in Crown Top Rail - Classic White	
	Step 3B	WTUNIVTBR06	67.5-in Universal Top or Bottom Rail - Classic White	
	Step 4	WT020230SBK	30.375-in Square Baluster Kit (16/box) - Classic White	13 balusters required per section
	Step 5	WTSQHIK06	67.5-in Accessory Infill Kit for Square Balusters - Horizontal - Classic White	Includes assembly hardware
6-ft x 36-in Stair Rail	Step 1	WT0404108APS	4.45-in x 4.45-in x 108-in Post Sleeve - Classic White (Fits over a 4x4 pressure treated post)	1 required for every 2 posts
	Step 2A	PWTSQCAP4X4	4.55-in x 4.55-in Post Sleeve Flat Cap - Classic White	
	Step 2B	PWTSKIRT4X4	4.55-in x 4.55-in Post Sleeve Skirt - Classic White	
	Step 3A	WTCROWNTR06	67.5-in Crown Top Rail - Classic White	
	Step 3B	WTUNIVTBR06	67.5-in Universal Top or Bottom Rail - Classic White	
	Step 4	WT020230SBK	30.375-in Square Baluster Kit (16/box) - Classic White	11 balusters required per section
	Step 5	WTSQSIK06	67.5-in Accessory Infill Kit for Square Balusters - Stair - Classic White	Includes assembly hardware
8-ft x 36-in Horizontal Rail	Step 1	WT040439APS	4.45-in x 4.45-in x 40-in Post Sleeve - Classic White (Fits over a 4x4 pressure treated post)	
	Step 2A	PWTSQCAP4X4	4.55-in x 4.55-in Post Sleeve Flat Cap - Classic White	
	Step 2B	PWTSKIRT4X4	4.55-in x 4.55-in Post Sleeve Skirt - Classic White	
	Step 3A	WTCROWNTR08	91.5-in Crown Top Rail - Classic White	
	Step 3B	WTUNIVTBR08	91.5-in Universal Top or Bottom Rail - Classic White	
	Step 4	WT020230SBK	30.375-in Square Baluster Kit (16/box) - Classic White	1 balusters required per section
	Step 5	WTSQHIK08	91.5-in Accessory Infill Kit for Square Balusters - Horizontal - Classic White	Includes assembly hardware
8-ft x 36-in Stair Rail	Step 1	WT0404108APS	4.45-in x 4.45-in x 108-in Post Sleeve - Classic White (Fits over a 4x4 pressure treated post)	1 required for every 2 posts
	Step 2A	PWTSQCAP4X4	4.55-in x 4.55-in Post Sleeve Flat Cap - Classic White	
	Step 2B	PWTSKIRT4X4	4.55-in x 4.55-in Post Sleeve Skirt - Classic White	
	Step 3A	WTCROWNTR08	91.5-in Crown Top Rail - Classic White	
	Step 3B	WTUNIVTBR08	91.5-in Universal Top or Bottom Rail - Classic White	
	Step 4	WT020230SBK	30.375-in Square Baluster Kit (16/box) - Classic White	16 balusters required per section
	Step 5	WTSQSIK08	91.5-in Accessory Infill Kit for Square Balusters - Stair - Classic White	Includes assembly hardware
Accessories for 42-in Rail Height	Step 1	WT0404108APS	4.45-in x 4.45-in x 108-in Post Sleeve - Classic White (Fits over a 4x4 pressure treated post)	Substitute item for 42-in Rail Height Horizontal and Stair installations; 1 required for every 2 posts
	Step 4	WT020236SBK	36.375-in Square Baluster Kit (16/box) - Classic White (108-in Post Sleeve required for assembly)	Substitute item for 42-in Rail Height Horizontal and Stair installations
Accessories	Accessory	WTHZACCYKIT	Mounting Hardware for Cut Rails - Horizontal - Classic White	Additional hardware for cut railing sections
	Accessory	WTSTACCYKIT	Mounting Hardware for Cut Rails - Stair - Classic White	Additional hardware for cut railing sections
	Accessory	WT22HGASK	22.5 Degree Gasket Pack - Classic White	Gaskets for 22.5 degree angles
	Accessory	WT45RSBADAPK	45 Degree Birdsmouth Gasket Pack (4x4 Post Sleeve) - Classic White	Gaskets and hardware for 45 degree angles



GP-3

Deck Color: Transcend Gravel Path
Railing Look: Change It Up

	Railing Style Step	Item #	Description	1 required per section (unless otherwise noted)
6-ft x 36-in Horizontal Rail	Step 1	WT040439APS	4.45-in x 4.45-in x 40-in Post Sleeve - Classic White (Fits over a 4x4 pressure treated post)	
	Step 2A	PWTSQCAP4X4	4.55-in x 4.55-in Post Sleeve Flat Cap - Classic White	
	Step 2B	PWTSKIRT4X4	4.55-in x 4.55-in Post Sleeve Skirt - Classic White	
	Steps 3, 4 & 5	BKASO636HRK	72-in x 36-in Reveal Rail Kit w. Square Balusters - Horizontal - Charcoal Black	
6-ft x 36-in Stair Rail	Step 1	WT0404108APS	4.45-in x 4.45-in x 108-in Post Sleeve - Classic White (Fits over a 4x4 pressure treated post)	1 required for every 2 posts
	Step 2A	PWTSQCAP4X4	4.55-in x 4.55-in Post Sleeve Flat Cap - Classic White	
	Step 2B	PWTSKIRT4X4	4.55-in x 4.55-in Post Sleeve Skirt - Classic White	
	Steps 3, 4 & 5	BKASO636SRK	72-in x 36-in Reveal Rail Kit w. Square Balusters - Stair - Charcoal Black	
8-ft x 36-in Horizontal Rail	Step 1	WT040439APS	4.45-in x 4.45-in x 40-in Post Sleeve - Classic White (Fits over a 4x4 pressure treated post)	
	Step 2A	PWTSQCAP4X4	4.55-in x 4.55-in Post Sleeve Flat Cap - Classic White	
	Step 2B	PWTSKIRT4X4	4.55-in x 4.55-in Post Sleeve Skirt - Classic White	
	Steps 3, 4 & 5	BKASO836HRK	96-in x 36-in Reveal Rail Kit w. Square Balusters - Horizontal - Charcoal Black	
8-ft x 36-in Stair Rail	Step 1	WT0404108APS	4.45-in x 4.45-in x 108-in Post Sleeve - Classic White (Fits over a 4x4 pressure treated post)	1 required for every 2 posts
	Step 2A	PWTSQCAP4X4	4.55-in x 4.55-in Post Sleeve Flat Cap - Classic White	
	Step 2B	PWTSKIRT4X4	4.55-in x 4.55-in Post Sleeve Skirt - Classic White	
	Steps 3, 4 & 5	BKASO836SRK	96-in x 36-in Reveal Rail Kit w. Square Balusters - Stair - Charcoal Black	
Accessories for 42-in Rail Height	Step 1	WT0404108APS	4.45-in x 4.45-in x 108-in Post Sleeve - Classic White (Fits over a 4x4 pressure treated post)	Substitute item for 42-in Rail Height Horizontal and Stair installations; 1 required for every 2 posts
	Steps 3, 4 & 5, 6-ft	BKASO642HRK	72-in x 42-in Reveal Rail Kit w. Square Balusters - Horizontal - Charcoal Black	Substitute item for 42-in Rail Height Horizontal installations
	Steps 3, 4 & 5, 6-ft	BKASO642SRK	72-in x 42-in Reveal Rail Kit w. Square Balusters - Stair - Charcoal Black	Substitute item for 42-in Rail Height Stair installations
	Steps 3, 4 & 5, 8-ft	BKASO842HRK	96-in x 42-in Reveal Rail Kit w. Square Balusters - Horizontal - Charcoal Black	Substitute item for 42-in Rail Height Horizontal installations
	Steps 3, 4 & 5, 8-ft	BKASO842SRK	96-in x 42-in Reveal Rail Kit w. Square Balusters - Stair - Charcoal Black	Substitute item for 42-in Rail Height Stair installations
Accessories	Accessory	BKFHBKTAL	Reveal Cut Kit - Fixed Bracket - Horizontal (4/pack) - Charcoal Black	Additional hardware for cut railing sections
	Accessory	BKFSBKTAL	Reveal Cut Kit - Fixed Bracket - Stair (4/pack) - Charcoal Black	Additional hardware for cut railing sections
	Accessory	BKSWHBKTAL	Reveal Swivel Bracket - Horizontal (2/pack) - Charcoal Black	Additional hardware for cut angled railing sections

PEBBLE GREY

Trex Select



Once you've selected your deck color, choose between one of two board profiles. Then, select a railing look that suits your style. SKUs for all of these options can be found on the following pages.

1 CHOOSE A BOARD PROFILE




Square Edge

or



Grooved Edge


2 SELECT A RAILING LOOK



Coordinate It **PG-1**



Contrast It **PG-2**



Change It Up **PG-3**

PEBBLE GREY DECK BOARD PROFILES

	Dimensions	Item #	Description
1-in x 6-in Decking, Square Edge	1 x 6 x 12'	PG010612SS01	.82-in x 5.5-in x 12-ft Square Select Pebble Grey
	1 x 6 x 16'	PG010616SS01	.82-in x 5.5-in x 16-ft Square Select Pebble Grey
	1 x 6 x 20'	PG010620SS01	.82-in x 5.5-in x 20-ft Square Select Pebble Grey
1-in x 6-in Decking, Grooved Edge	1 x 6 x 12'	PG010612SG01	.82-in x 5.5-in x 12-ft Grooved Select Pebble Grey
	1 x 6 x 16'	PG010616SG01	.82-in x 5.5-in x 16-ft Grooved Select Pebble Grey
	1 x 6 x 20'	PG010620SG01	.82-in x 5.5-in x 20-ft Grooved Select Pebble Grey



PG-1

Deck Color: Select Pebble Grey
Railing Look: Coordinate It

	Railing Style Step	Item #	Description	1 required per section (unless otherwise noted)
6-ft x 36-in Horizontal Rail	Step 1	WT040439APS	4.45-in x 4.45-in x 40-in Post Sleeve - Classic White (Fits over a 4x4 pressure treated post)	
	Step 2B	PWTSKIRT4X4	4.55-in x 4.55-in Post Sleeve Skirt - Classic White	
	Step 3A	WTUNIVTBR06	67.5-in Universal Top or Bottom Rail - Classic White	
	Step 3A	Cocktail Rail Board	.82-in x 5.5-in x 12-ft Square Select Pebble Grey	Deck board used on top of universal rail
	Step 3B	WTUNIVTBR06	67.5-in Universal Top or Bottom Rail - Classic White	
	Step 4	BKTA30SBK	30.25-in Square Aluminum Baluster Kit (20/box) - Charcoal Black	15 balusters required per section
	Step 5	WTASBHIK06	67.5-in Accessory Infill Kit for Square Aluminum Balusters - Horizontal - Classic White	Includes assembly hardware
6-ft x 36-in Stair Rail	Step 1	WT0404108APS	4.45-in x 4.45-in x 108-in Post Sleeve - Classic White (Fits over a 4x4 pressure treated post)	1 required for every 2 posts
	Step 2B	PWTSKIRT4X4	4.55-in x 4.55-in Post Sleeve Skirt - Classic White	
	Step 3A	WTUNIVTBR06	67.5-in Universal Top or Bottom Rail - Classic White	
	Step 3A	Cocktail Rail Board	.82-in x 5.5-in x 12-ft Square Select Pebble Grey	Deck board used on top of universal rail
	Step 3B	WTUNIVTBR06	67.5-in Universal Top or Bottom Rail - Classic White	
	Step 4	BKTA30SBK	30.25-in Square Aluminum Baluster Kit (20/box) - Charcoal Black	12 balusters required per section
	Step 5	WTASBSIK06	67.5-in Accessory Infill Kit for Square Aluminum Balusters - Stair - Classic White	Includes assembly hardware
8-ft x 36-in Horizontal Rail	Step 1	WT040439APS	4.45-in x 4.45-in x 40-in Post Sleeve - Classic White (Fits over a 4x4 pressure treated post)	
	Step 2B	PWTSKIRT4X4	4.55-in x 4.55-in Post Sleeve Skirt - Classic White	
	Step 3A	WTUNIVTBR08	91.5-in Universal Top or Bottom Rail - Classic White	
	Step 3A	Cocktail Rail Board	.82-in x 5.5-in x 16-ft Square Select Pebble Grey	Deck board used on top of universal rail
	Step 3B	WTUNIVTBR08	91.5-in Universal Top or Bottom Rail - Classic White	
	Step 4	BKTA30SBK	30.25-in Square Aluminum Baluster Kit (20/box) - Charcoal Black	20 balusters required per section
	Step 5	WTASBHIK08	91.5-in Accessory Infill Kit for Square Aluminum Balusters - Horizontal - Classic White	Includes assembly hardware
8-ft x 36-in Stair Rail	Step 1	WT0404108APS	4.45-in x 4.45-in x 108-in Post Sleeve - Classic White (Fits over a 4x4 pressure treated post)	1 required for every 2 posts
	Step 2B	PWTSKIRT4X4	4.55-in x 4.55-in Post Sleeve Skirt - Classic White	
	Step 3A	WTUNIVTBR08	91.5-in Universal Top or Bottom Rail - Classic White	
	Step 3A	Cocktail Rail Board	.82-in x 5.5-in x 16-ft Square Select Pebble Grey	Deck board used on top of universal rail
	Step 3B	WTUNIVTBR08	91.5-in Universal Top or Bottom Rail - Classic White	
	Step 4	BKTA30SBK	30.25-in Square Aluminum Baluster Kit (20/box) - Charcoal Black	16 balusters required per section
	Step 5	WTASBSIK08	91.5-in Accessory Infill Kit for Square Aluminum Balusters - Stair - Classic White	Includes assembly hardware
Accessories for 42-in Rail Height	Step 1	WT0404108APS	4.45-in x 4.45-in x 108-in Post Sleeve - Classic White (Fits over a 4x4 pressure treated post)	Substitute item for 42-in Rail Height Horizontal and Stair installations; 1 required for every 2 posts
	Step 4	BKTA36SBK	36.25-in Square Aluminum Baluster Kit (20/box) - Charcoal Black	Substitute item for 42-in Rail Height Horizontal and Stair installations
Accessories	Accessory	WTHZACCYKIT	Mounting Hardware for Cut Rails - Horizontal - Classic White	Additional hardware for cut railing sections
	Accessory	WTSTACCYKIT	Mounting Hardware for Cut Rails - Stair - Classic White	Additional hardware for cut railing sections
	Accessory	WT22HGASK	22.5 Degree Gasket Pack - Classic White	Gaskets for 22.5 degree angles
	Accessory	WT45RSBADAPK	45 Degree Birdsmouth Gasket Pack (4x4 Post Sleeve) - Classic White	Gaskets and hardware for 45 degree angles



PG-2

Deck Color: Select Pebble Grey
Railing Look: Contrast It

	Railing Style Step	Item #	Description	1 required per section (unless otherwise noted)
6-ft x 36-in Horizontal Rail	Step 1	BK040439APS	4.45-in x 4.45-in x 40-in Post Sleeve - Charcoal Black (Fits over a 4x4 pressure treated post)	
	Step 2A	PBKSQCAP4X4	4.55-in x 4.55-in Post Sleeve Flat Cap - Charcoal Black	
	Step 2B	PBKSKIRT4X4	4.55-in x 4.55-in Post Sleeve Skirt - Charcoal Black	
	Step 3A	BKCROWNTR06	67.5-in Crown Top Rail - Charcoal Black	
	Step 3B	BKUNIVTBRO6	67.5-in Universal Top or Bottom Rail - Charcoal Black	
	Step 4	BKTA30RBK	30.25-in Round Aluminum Baluster Kit (20/box) - Charcoal Black	15 balusters required per section
	Step 5	BKRDHIK06	67.5-in Accessory Infill Kit for Round Balusters - Horizontal - Charcoal Black	Includes assembly hardware
6-ft x 36-in Stair Rail	Step 1	BK0404108APS	4.45-in x 4.45-in x 108-in Post Sleeve - Charcoal Black (Fits over a 4x4 pressure treated post)	1 required for every 2 posts
	Step 2A	PBKSQCAP4X4	4.55-in x 4.55-in Post Sleeve Flat Cap - Charcoal Black	
	Step 2B	PBKSKIRT4X4	4.55-in x 4.55-in Post Sleeve Flat Cap - Charcoal Black	
	Step 3A	BKCROWNTR06	67.5-in Crown Top Rail - Charcoal Black	
	Step 3B	BKUNIVTBRO6	67.5-in Universal Top or Bottom Rail - Charcoal Black	
	Step 4	BKTA30RBK	30.25-in Round Aluminum Baluster Kit (20/box) - Charcoal Black	12 balusters required per section
	Step 5	BKRDSIK06	67.5-in Accessory Infill Kit for Round Balusters - Stair - Charcoal Black	Includes assembly hardware
8-ft x 36-in Horizontal Rail	Step 1	BK040439APS	4.45-in x 4.45-in x 40-in Post Sleeve - Charcoal Black (Fits over a 4x4 pressure treated post)	
	Step 2A	PBKSQCAP4X4	4.55-in x 4.55-in Post Sleeve Flat Cap - Charcoal Black	
	Step 2B	PBKSKIRT4X4	4.55-in x 4.55-in Post Sleeve Skirt - Charcoal Black	
	Step 3A	BKCROWNTR08	91.5-in Crown Top Rail - Charcoal Black	
	Step 3B	BKUNIVTBRO8	91.5-in Universal Top or Bottom Rail - Charcoal Black	
	Step 4	BKTA30RBK	30.25-in Round Aluminum Baluster Kit (20/box) - Charcoal Black	20 balusters required per section
	Step 5	BKRDHIK08	91.5-in Accessory Infill Kit for Round Balusters - Horizontal - Charcoal Black	Includes assembly hardware
8-ft x 36-in Stair Rail	Step 1	BK0404108APS	4.45-in x 4.45-in x 108-in Post Sleeve - Charcoal Black (Fits over a 4x4 pressure treated post)	1 required for every 2 posts
	Step 2A	PBKSQCAP4X4	4.55-in x 4.55-in Post Sleeve Flat Cap - Charcoal Black	
	Step 2B	PBKSKIRT4X4	4.55-in x 4.55-in Post Sleeve Skirt - Charcoal Black	
	Step 3A	BKCROWNTR08	91.5-in Crown Top Rail - Charcoal Black	
	Step 3B	BKUNIVTBRO8	91.5-in Universal Top or Bottom Rail - Charcoal Black	
	Step 4	BKTA30RBK	30.25-in Round Aluminum Baluster Kit (20/box) - Charcoal Black	16 balusters required per section
	Step 5	BKRDSIK08	91.5-in Accessory Infill Kit for Round Balusters - Stair - Charcoal Black	Includes assembly hardware
Accessories for 42-in Rail Height	Step 1	BK0404108APS	4.45-in x 4.45-in x 108-in Post Sleeve - Classic White (Fits over a 4x4 pressure treated post)	Substitute item for 42-in Rail Height Horizontal and Stair installations; 1 required for every 2 posts
	Step 4	BKTA36RBK	36.25-in Round Aluminum Baluster Kit (20/box) - Charcoal Black	Substitute item for 42-in Rail Height Horizontal and Stair installations
Accessories	Accessory	BKHZACCYKIT	Mounting Hardware for Cut Rails - Horizontal - Charcoal Black	Additional hardware for cut railing sections
	Accessory	BKSTACCYKIT	Mounting Hardware for Cut Rails - Stair - Charcoal Black	Additional hardware for cut railing sections
	Accessory	BK22HGASK	22.5 Degree Gasket Pack - Charcoal Black	Gaskets for 22.5 degree angles
	Accessory	BK45RSBADAPK	45 Degree Birdsmouth Gasket Pack (4x4 Post Sleeve) - Charcoal Black	Gaskets and hardware for 45 degree angles



PG-3

Deck Color: Select Pebble Grey
Railing Look: Change It Up

	Railing Style Step	Item #	Description	1 required per section (unless otherwise noted)
6-ft x 36-in Horizontal Rail	Step 1	WT040439APS	4.45-in x 4.45-in x 40-in Post Sleeve - Classic White (Fits over a 4x4 pressure treated post)	
	Step 2A	PWTSQCAP4X4	4.55-in x 4.55-in Post Sleeve Flat Cap - Classic White	
	Step 2B	PWTSKIRT4X4	4.55-in x 4.55-in Post Sleeve Skirt - Classic White	
	Steps 3, 4 & 5	WTAS0636HRK	72-in x 36-in Reveal Rail Kit w. Square Balusters - Horizontal - Classic White	
6-ft x 36-in Stair Rail	Step 1	WT0404108APS	4.45-in x 4.45-in x 108-in Post Sleeve - Classic White (Fits over a 4x4 pressure treated post)	1 required for every 2 posts
	Step 2A	PWTSQCAP4X4	4.55-in x 4.55-in Post Sleeve Flat Cap - Classic White	
	Step 2B	PWTSKIRT4X4	4.55-in x 4.55-in Post Sleeve Skirt - Classic White	
	Steps 3, 4 & 5	WTAS0636SRK	72-in x 36-in Reveal Rail Kit w. Square Balusters - Stair - Classic White	
8-ft x 36-in Horizontal Rail	Step 1	WT040439APS	4.45-in x 4.45-in x 40-in Post Sleeve - Classic White (Fits over a 4x4 pressure treated post)	
	Step 2A	PWTSQCAP4X4	4.55-in x 4.55-in Post Sleeve Flat Cap - Classic White	
	Step 2B	PWTSKIRT4X4	4.55-in x 4.55-in Post Sleeve Skirt - Classic White	
	Steps 3, 4 & 5	WTAS0836HRK	96-in x 36-in Reveal Rail Kit w. Square Balusters - Horizontal - Classic White	
8-ft x 36-in Stair Rail	Step 1	WT0404108APS	4.45-in x 4.45-in x 108-in Post Sleeve - Classic White (Fits over a 4x4 pressure treated post)	1 required for every 2 posts
	Step 2A	PWTSQCAP4X4	4.55-in x 4.55-in Post Sleeve Flat Cap - Classic White	
	Step 2B	PWTSKIRT4X4	4.55-in x 4.55-in Post Sleeve Skirt - Classic White	
	Steps 3, 4 & 5	WTAS0836SRK	96-in x 36-in Reveal Rail Kit w. Square Balusters - Stair - Classic White	
Accessories for 42-in Rail Height	Step 1	WT0404108APS	4.45-in x 4.45-in x 108-in Post Sleeve - Classic White (Fits over a 4x4 pressure treated post)	Substitute item for 42-in Rail Height Horizontal and Stair installations; 1 required for every 2 posts
	Steps 3, 4 & 5, 6-ft	WTAS0642HRK	72-in x 42-in Reveal Rail Kit w. Square Balusters - Horizontal - Classic White	Substitute item for 42-in Rail Height Horizontal installations
	Steps 3, 4 & 5, 6-ft	WTAS0642SRK	72-in x 42-in Reveal Rail Kit w. Square Balusters - Stair - Classic White	Substitute item for 42-in Rail Height Stair installations
	Steps 3, 4 & 5, 8-ft	WTAS0842HRK	96-in x 42-in Reveal Rail Kit w. Square Balusters - Horizontal - Classic White	Substitute item for 42-in Rail Height Horizontal installations
	Steps 3, 4 & 5, 8-ft	WTAS0842SRK	96-in x 42-in Reveal Rail Kit w. Square Balusters - Stair - Classic White	Substitute item for 42-in Rail Height Stair installations
Accessories	Accessory	WTFHBKTAL	Reveal Cut Kit - Fixed Bracket - Horizontal (4/pack) - Classic White	Additional hardware for cut railing sections
	Accessory	WTFSBKTAL	Reveal Cut Kit - Fixed Bracket - Stair (4/pack) - Classic White	Additional hardware for cut railing sections
	Accessory	WTSWHBKTAL	Reveal Swivel Bracket - Horizontal (2/pack) - Classic White	Additional hardware for cut angled railing sections

ISLAND MIST

Trex Transcend



Once you've selected your deck color, choose between one of two board profiles. Then, select a railing look that suits your style. SKUs for all of these options can be found on the following pages.

1 CHOOSE A BOARD PROFILE




Square Edge

or




Grooved Edge

2 SELECT A RAILING LOOK



Coordinate It **IM-1**



Contrast It **IM-2**



Change It Up **IM-3**

ISLAND MIST DECK BOARD PROFILES

	Dimensions	Item #	Description
1-in x 6-in Decking, Square Edge	1 x 6 x 12'	IM010612TS01	.94-in x 5.5-in x 12-ft Square Transcend Island Mist
	1 x 6 x 16'	IM010616TS01	.94-in x 5.5-in x 16-ft Square Transcend Island Mist
	1 x 6 x 20'	IM010620TS01	.94-in x 5.5-in x 20-ft Square Transcend Island Mist
1-in x 6-in Decking, Grooved Edge	1 x 6 x 12'	IM010612TG01	.94-in x 5.5-in x 12-ft Grooved Transcend Island Mist
	1 x 6 x 16'	IM010616TG01	.94-in x 5.5-in x 16-ft Grooved Transcend Island Mist
	1 x 6 x 20'	IM010620TG01	.94-in x 5.5-in x 20-ft Grooved Transcend Island Mist



IM-1

Deck Color: Transcend Island Mist
Railing Look: Coordinate It

	Railing Style Step	Item #	Description	1 required per section (unless otherwise noted)
6-ft x 36-in Horizontal Rail	Step 1	WT040439APS	4.45-in x 4.45-in x 40-in Post Sleeve - Classic White (Fits over a 4x4 pressure treated post)	
	Step 2B	PWTSKIRT4X4	4.55-in x 4.55-in Post Sleeve Skirt - Classic White	
	Step 3A	WTUNIVTBR06	67.5-in Universal Top or Bottom Rail - Classic White	
	Step 3A	Cocktail Rail Board	.94-in x 5.5-in x 12-ft Square Transcend Island Mist	Deck board used on top of universal rail
	Step 3B	WTUNIVTBR06	67.5-in Universal Top or Bottom Rail - Classic White	
	Step 4	BKTA30SBK	30.25-in Square Aluminum Baluster Kit (20/box) - Charcoal Black	15 balusters required per section
	Step 5	WTASBHIK06	67.5-in Accessory Infill Kit for Square Aluminum Balusters - Horizontal - Classic White	Includes assembly hardware
6-ft x 36-in Stair Rail	Step 1	WT0404108APS	4.45-in x 4.45-in x 108-in Post Sleeve - Classic White (Fits over a 4x4 pressure treated post)	1 required for every 2 posts
	Step 2B	PWTSKIRT4X4	4.55-in x 4.55-in Post Sleeve Skirt - Classic White	
	Step 3A	WTUNIVTBR06	67.5-in Universal Top or Bottom Rail - Classic White	
	Step 3A	Cocktail Rail Board	.94-in x 5.5-in x 12-ft Square Transcend Island Mist	Deck board used on top of universal rail
	Step 3B	WTUNIVTBR06	67.5-in Universal Top or Bottom Rail - Classic White	
	Step 4	BKTA30SBK	30.25-in Square Aluminum Baluster Kit (20/box) - Charcoal Black	12 balusters required per section
	Step 5	WTASBSIK06	67.5-in Accessory Infill Kit for Square Aluminum Balusters - Stair - Classic White	Includes assembly hardware
8-ft x 36-in Horizontal Rail	Step 1	WT040439APS	4.45-in x 4.45-in x 40-in Post Sleeve - Classic White (Fits over a 4x4 pressure treated post)	
	Step 2B	PWTSKIRT4X4	4.55-in x 4.55-in Post Sleeve Skirt - Classic White	
	Step 3A	WTUNIVTBR08	91.5-in Universal Top or Bottom Rail - Classic White	
	Step 3A	Cocktail Rail Board	.94-in x 5.5-in x 16-ft Square Transcend Island Mist	Deck board used on top of universal rail
	Step 3B	WTUNIVTBR08	91.5-in Universal Top or Bottom Rail - Classic White	
	Step 4	BKTA30SBK	30.25-in Square Aluminum Baluster Kit (20/box) - Charcoal Black	20 balusters required per section
	Step 5	WTASBHIK08	91.5-in Accessory Infill Kit for Square Aluminum Balusters - Horizontal - Classic White	Includes assembly hardware
8-ft x 36-in Stair Rail	Step 1	WT0404108APS	4.45-in x 4.45-in x 108-in Post Sleeve - Classic White (Fits over a 4x4 pressure treated post)	1 required for every 2 posts
	Step 2B	PWTSKIRT4X4	4.55-in x 4.55-in Post Sleeve Skirt - Classic White	
	Step 3A	WTUNIVTBR08	91.5-in Universal Top or Bottom Rail - Classic White	
	Step 3A	Cocktail Rail Board	.94-in x 5.5-in x 16-ft Square Transcend Island Mist	Deck board used on top of universal rail
	Step 3B	WTUNIVTBR08	91.5-in Universal Top or Bottom Rail - Classic White	
	Step 4	BKTA30SBK	30.25-in Square Aluminum Baluster Kit (20/box) - Charcoal Black	16 balusters required per section
	Step 5	WTASBSIK08	91.5-in Accessory Infill Kit for Square Aluminum Balusters - Stair - Classic White	Includes assembly hardware
Accessories for 42-in Rail Height	Step 1	WT0404108APS	4.45-in x 4.45-in x 108-in Post Sleeve - Classic White (Fits over a 4x4 pressure treated post)	Substitute item for 42-in Rail Height Horizontal and Stair installations; 1 required for every 2 posts
	Step 4	BKTA36SBK	36.25-in Square Aluminum Baluster Kit (20/box) - Charcoal Black	Substitute item for 42-in Rail Height Horizontal and Stair installations
Accessories	Accessory	WTHZACCYKIT	Mounting Hardware for Cut Rails - Horizontal - Classic White	Additional hardware for cut railing sections
	Accessory	WTSTACCYKIT	Mounting Hardware for Cut Rails - Stair - Classic White	Additional hardware for cut railing sections
	Accessory	WT22HGASK	22.5 Degree Gasket Pack - Classic White	Gaskets for 22.5 degree angles
	Accessory	WT45RSBADAPK	45 Degree Birdsmouth Gasket Pack (4x4 Post Sleeve) - Classic White	Gaskets and hardware for 45 degree angles



IM-2

Deck Color: Transcend Island Mist
Railing Look: Contrast It

	Railing Style Step	Item #	Description	1 required per section (unless otherwise noted)
6-ft x 36-in Horizontal Rail	Step 1	WT040439APS	4.45-in x 4.45-in x 40-in Post Sleeve - Classic White (Fits over a 4x4 pressure treated post)	
	Step 2A	PWTSQCAP4X4	4.55-in x 4.55-in Post Sleeve Flat Cap - Classic White	
	Step 2B	PWTSKIRT4X4	4.55-in x 4.55-in Post Sleeve Skirt - Classic White	
	Step 3A	WTCROWNTR06	67.5-in Crown Top Rail - Classic White	
	Step 3B	WTUNIVTBRO6	67.5-in Universal Top or Bottom Rail - Classic White	
	Step 4	WT020230SBK	30.375-in Square Baluster Kit (16/box) - Classic White	13 balusters required per section
	Step 5	WTSQHIK06	67.5-in Accessory Infill Kit for Square Balusters - Horizontal - Classic White	Includes assembly hardware
6-ft x 36-in Stair Rail	Step 1	WT0404108APS	4.45-in x 4.45-in x 108-in Post Sleeve - Classic White (Fits over a 4x4 pressure treated post)	1 required for every 2 posts
	Step 2A	PWTSQCAP4X4	4.55-in x 4.55-in Post Sleeve Flat Cap - Classic White	
	Step 2B	PWTSKIRT4X4	4.55-in x 4.55-in Post Sleeve Skirt - Classic White	
	Step 3A	WTCROWNTR06	67.5-in Crown Top Rail - Classic White	
	Step 3B	WTUNIVTBRO6	67.5-in Universal Top or Bottom Rail - Classic White	
	Step 4	WT020230SBK	30.375-in Square Baluster Kit (16/box) - Classic White	11 balusters required per section
	Step 5	WTSQSIK06	67.5-in Accessory Infill Kit for Square Balusters - Stair - Classic White	Includes assembly hardware
8-ft x 36-in Horizontal Rail	Step 1	WT040439APS	4.45-in x 4.45-in x 40-in Post Sleeve - Classic White (Fits over a 4x4 pressure treated post)	
	Step 2A	PWTSQCAP4X4	4.55-in x 4.55-in Post Sleeve Flat Cap - Classic White	
	Step 2B	PWTSKIRT4X4	4.55-in x 4.55-in Post Sleeve Skirt - Classic White	
	Step 3A	WTCROWNTR08	91.5-in Crown Top Rail - Classic White	
	Step 3B	WTUNIVTBRO8	91.5-in Universal Top or Bottom Rail - Classic White	
	Step 4	WT020230SBK	30.375-in Square Baluster Kit (16/box) - Classic White	18 balusters required per section
	Step 5	WTSQHIK08	91.5-in Accessory Infill Kit for Square Balusters - Horizontal - Classic White	Includes assembly hardware
8-ft x 36-in Stair Rail	Step 1	WT0404108APS	4.45-in x 4.45-in x 108-in Post Sleeve - Classic White (Fits over a 4x4 pressure treated post)	1 required for every 2 posts
	Step 2A	PWTSQCAP4X4	4.55-in x 4.55-in Post Sleeve Flat Cap - Classic White	
	Step 2B	PWTSKIRT4X4	4.55-in x 4.55-in Post Sleeve Skirt - Classic White	
	Step 3A	WTCROWNTR08	91.5-in Crown Top Rail - Classic White	
	Step 3B	WTUNIVTBRO8	91.5-in Universal Top or Bottom Rail - Classic White	
	Step 4	WT020230SBK	30.375-in Square Baluster Kit (16/box) - Classic White	15 balusters required per section
	Step 5	WTSQSIK08	91.5-in Accessory Infill Kit for Square Balusters - Stair - Classic White	Includes assembly hardware
Accessories for 42-in Rail Height	Step 1	WT0404108APS	4.45-in x 4.45-in x 108-in Post Sleeve - Classic White (Fits over a 4x4 pressure treated post)	Substitute item for 42-in Rail Height Horizontal and Stair installations; 1 required for every 2 posts
	Step 4	WT020236SBK	36.375-in Square Baluster Kit (16/box) - Classic White (108-in Post Sleeve required for assembly)	Substitute item for 42-in Rail Height Horizontal and Stair installations
Accessories	Accessory	WTHZACCYKIT	Mounting Hardware for Cut Rails - Horizontal - Classic White	Additional hardware for cut railing sections
	Accessory	WTSTACCYKIT	Mounting Hardware for Cut Rails - Stair - Classic White	Additional hardware for cut railing sections
	Accessory	WT22HGASK	22.5 Degree Gasket Pack - Classic White	Gaskets for 22.5 degree angles
	Accessory	WT45RSBADAPK	45 Degree Birdsmouth Gasket Pack (4x4 Post Sleeve) - Classic White	Gaskets and hardware for 45 degree angles




IM-3

Deck Color: Transcend Island Mist
Railing Look: Change It Up

	Railing Style Step	Item #	Description	1 required per section (unless otherwise noted)
6-ft x 36-in Horizontal Rail	Step 1/2	BKAL252537RCAP	2.5-in x 2.5-in x 37-in Reveal Post w. Cap & Skirt - Horizontal - Charcoal Black	
	Steps 3, 4 & 5	BKAS0636HRK	72-in x 36-in Reveal Rail Kit w. Square Balusters - Horizontal - Charcoal Black	
6-ft x 36-in Stair Rail	Step 1/2	BKAL252553RCAP	2.5-in x 2.5-in x 53-in Reveal Post w. Cap & Skirt - Stair - Charcoal Black	
	Steps 3, 4 & 5	BKAS0636SRK	72-in x 36-in Reveal Rail Kit w. Square Balusters - Stair - Charcoal Black	
8-ft x 36-in Horizontal Rail	Step 1/2	BKAL252537RCAP	2.5-in x 2.5-in x 37-in Reveal Post w. Cap & Skirt - Horizontal - Charcoal Black	
	Steps 3, 4 & 5	BKAS0836HRK	96-in x 36-in Reveal Rail Kit w. Square Balusters - Horizontal - Charcoal Black	
8-ft x 36-in Stair Rail	Step 1/2	BKAL252553RCAP	2.5-in x 2.5-in x 53-in Reveal Post w. Cap & Skirt - Stair - Charcoal Black	
	Steps 3, 4 & 5	BKAS0836SRK	96-in x 36-in Reveal Rail Kit w. Square Balusters - Stair - Charcoal Black	
Accessories for 42-in Rail Height	Step 1/2	BKAL252543RCAP	2.5-in x 2.5-in x 43-in Reveal Post w. Cap & Skirt - Horizontal - Charcoal Black	Substitute item for 42-in Rail Height Horizontal installations
	Step 1/2	BKAL252542RCCP	2.5-in x 2.5-in x 42-in Reveal Crossover Post - Charcoal Black	Substitute item for 42-in Rail Height Horizontal installations (Crossover style)
	Steps 3, 4 & 5, 6-ft	BKAS0642HRK	72-in x 42-in Reveal Rail Kit w. Square Balusters - Horizontal - Charcoal Black	Substitute item for 42-in Rail Height Horizontal installations
	Steps 3, 4 & 5, 6-ft	BKAS0642SRK	72-in x 42-in Reveal Rail Kit w. Square Balusters - Stair - Charcoal Black	Substitute item for 42-in Rail Height Stair installations
	Steps 3, 4 & 5, 8-ft	BKAS0842HRK	96-in x 42-in Reveal Rail Kit w. Square Balusters - Horizontal - Charcoal Black	Substitute item for 42-in Rail Height Horizontal installations
	Steps 3, 4 & 5, 8-ft	BKAS0842SRK	96-in x 42-in Reveal Rail Kit w. Square Balusters - Stair - Charcoal Black	Substitute item for 42-in Rail Height Stair installations
Accessories	Accessory	ALPOSTHWDECK	Aluminum Plate and Hardware (For use with 2.5-in Aluminum Post and 2.5-in Aluminum Crossover Post only)	1 required per post
	Accessory	BKFHBKTAL	Reveal Cut Kit - Fixed Bracket - Horizontal (4/pack) - Charcoal Black	Additional hardware for cut railing sections
	Accessory	BKF SBKTAL	Reveal Cut Kit - Fixed Bracket - Stair (4/pack) - Charcoal Black	
	Accessory	BKSWHBKTAL	Reveal Swivel Bracket - Horizontal (2/pack) - Charcoal Black	Hardware for angled rail connections
	Accessory	BK25RCSWSCBKTAL	Reveal 2.5-in Swivel Crossover Bracket - Stair (1/pack) - Charcoal Black	
	Accessory	BKAL252536RCCP	2.5-in x 2.5-in x 36-in Reveal Crossover Post - Charcoal Black	

CLAM SHELL

Trex Enhance



Once you've selected your deck color, choose between one of two board profiles. Then, select a railing look that suits your style. SKUs for all of these options can be found on the following pages.

1 CHOOSE A BOARD PROFILE



Square Edge

or



Grooved Edge


2 SELECT A RAILING LOOK



Coordinate It **CS-1**



Contrast It **CS-4**



Change It Up **CS-3**

CLAM SHELL DECK BOARD PROFILES

	Dimensions	Item #	Description
1-in x 6-in Decking, Square Edge	1 x 6 x 12'	CS010612ES01	.94-in x 5.5-in x 12-ft Square Enhance Clam Shell
	1 x 6 x 16'	CS010616ES01	.94-in x 5.5-in x 16-ft Square Enhance Clam Shell
	1 x 6 x 20'	CS010620ES01	.94-in x 5.5-in x 20-ft Square Enhance Clam Shell
1-in x 6-in Decking, Grooved Edge	1 x 6 x 12'	CS010612EG01	.94-in x 5.5-in x 12-ft Grooved Enhance Clam Shell
	1 x 6 x 16'	CS010616EG01	.94-in x 5.5-in x 16-ft Grooved Enhance Clam Shell
	1 x 6 x 20'	CS010620EG01	.94-in x 5.5-in x 20-ft Grooved Enhance Clam Shell


CS-1

Deck Color: Enhance Clam Shell
Railing Look: Coordinate It

	Railing Style Step	Item #	Description	1 required per section (unless otherwise noted)
6-ft x 36-in Horizontal Rail	Step 1	BK040439APS	4.45-in x 4.45-in x 40-in Post Sleeve - Charcoal Black (Fits over a 4x4 pressure treated post)	
	Step 2B	PBKSKIRT4X4	4.55-in x 4.55-in Post Sleeve Skirt - Charcoal Black	
	Step 3A	BKUNIVTBR06	67.5-in Universal Top or Bottom Rail - Charcoal Black	
	Step 3A	Cocktail Rail Board	.94-in x 5.5-in x 12-ft Square Enhance Clam Shell	Deck board used on top of universal rail
	Step 3B	BKUNIVTBR06	67.5-in Universal Top or Bottom Rail - Charcoal Black	
	Step 4	BKTA30RBK	30.25-in Round Aluminum Baluster Kit (20/box) - Charcoal Black	15 balusters required per section
	Step 5	BKRDSIK06	67.5-in Accessory Infill Kit for Round Balusters - Horizontal - Charcoal Black	Includes assembly hardware
6-ft x 36-in Stair Rail	Step 1	BK0404108APS	4.45-in x 4.45-in x 108-in Post Sleeve - Charcoal Black (Fits over a 4x4 pressure treated post)	1 required for every 2 posts
	Step 2B	PBKSKIRT4X4	4.55-in x 4.55-in Post Sleeve Skirt - Charcoal Black	
	Step 3A	BKUNIVTBR06	67.5-in Universal Top or Bottom Rail - Charcoal Black	
	Step 3A	Cocktail Rail Board	.94-in x 5.5-in x 12-ft Square Enhance Clam Shell	Deck board used on top of universal rail
	Step 3B	BKUNIVTBR06	67.5-in Universal Top or Bottom Rail - Charcoal Black	
	Step 4	BKTA30RBK	30.25-in Round Aluminum Baluster Kit (20/box) - Charcoal Black	12 balusters required per section
	Step 5	BKRDSIK06	67.5-in Accessory Infill Kit for Round Balusters - Stair - Charcoal Black	Includes assembly hardware
8-ft x 36-in Horizontal Rail	Step 1	BK040439APS	4.45-in x 4.45-in x 40-in Post Sleeve - Charcoal Black (Fits over a 4x4 pressure treated post)	
	Step 2B	PBKSKIRT4X4	4.55-in x 4.55-in Post Sleeve Skirt - Charcoal Black	
	Step 3A	BKUNIVTBR08	91.5-in Universal Top or Bottom Rail - Charcoal Black	
	Step 3A	Cocktail Rail Board	.94-in x 5.5-in x 16-ft Square Enhance Clam Shell	Deck board used on top of universal rail
	Step 3B	BKUNIVTBR08	91.5-in Universal Top or Bottom Rail - Charcoal Black	
	Step 4	BKTA30RBK	30.25-in Round Aluminum Baluster Kit (20/box) - Charcoal Black	20 balusters required per section
	Step 5	BKRDSIK08	91.5-in Accessory Infill Kit for Round Balusters - Horizontal - Charcoal Black	Includes assembly hardware
8-ft x 36-in Stair Rail	Step 1	BK0404108APS	4.45-in x 4.45-in x 108-in Post Sleeve - Charcoal Black (Fits over a 4x4 pressure treated post)	1 required for every 2 posts
	Step 2B	PBKSKIRT4X4	4.55-in x 4.55-in Post Sleeve Skirt - Charcoal Black	
	Step 3A	BKUNIVTBR08	91.5-in Universal Top or Bottom Rail - Charcoal Black	
	Step 3A	Cocktail Rail Board	.94-in x 5.5-in x 16-ft Square Enhance Clam Shell	Deck board used on top of universal rail
	Step 3B	BKUNIVTBR08	91.5-in Universal Top or Bottom Rail - Charcoal Black	
	Step 4	BKTA30RBK	30.25-in Round Aluminum Baluster Kit (20/box) - Charcoal Black	16 balusters required per section
	Step 5	BKRDSIK08	91.5-in Accessory Infill Kit for Round Balusters - Stair - Charcoal Black	Includes assembly hardware
Accessories for 42-in Rail Height	Step 1	BK0404108APS	4.45-in x 4.45-in x 108-in Post Sleeve - Charcoal Black (Fits over a 4x4 pressure treated post)	Substitute item for 42-in Rail Height Horizontal and Stair installations; 1 required for every 2 posts
	Step 4	BKTA36RBK	36.25-in Round Aluminum Baluster Kit (20/box) - Charcoal Black	Substitute item for 42-in Rail Height Horizontal and Stair installations
Accessories	Accessory	BKHZACCYKIT	Mounting Hardware for Cut Rails - Horizontal - Charcoal Black	Additional hardware for cut railing sections
	Accessory	BKSTACCYKIT	Mounting Hardware for Cut Rails - Stair - Charcoal Black	Additional hardware for cut railing sections
	Accessory	BK22HGASK	22.5 Degree Gasket Pack - Charcoal Black	Gaskets for 22.5 degree angles
	Accessory	BK45RSBADAPK	45 Degree Birdsmouth Gasket Pack (4x4 Post Sleeve) - Charcoal Black	Gaskets and hardware for 45 degree angles



CS-4

Deck Color: Enhance Clam Shell
Railing Look: Contrast It

	Railing Style Step	Item #	Description	1 required per section (unless otherwise noted)
6-ft x 36-in Horizontal Rail	Step 1	BK040439APS	4.45-in x 4.45-in x 40-in Post Sleeve - Charcoal Black (Fits over a 4x4 pressure treated post)	
	Step 2A	PBKSQCAP4X4	4.55-in x 4.55-in Post Sleeve Flat Cap - Charcoal Black	
	Step 2B	PBKSKIRT4X4	4.55-in x 4.55-in Post Sleeve Skirt - Charcoal Black	
	Step 3A	BKCROWNTR06	67.5-in Crown Top Rail - Charcoal Black	
	Step 3B	BKUNIVTBR06	67.5-in Universal Top or Bottom Rail - Charcoal Black	
	Step 4	BKTA30RBK	30.25-in Round Aluminum Baluster Kit (20/box) - Charcoal Black	15 balusters required per section
	Step 5	BKRDHIK06	67.5-in Accessory Infill Kit for Round Balusters - Horizontal - Charcoal Black	Includes assembly hardware
6-ft x 36-in Stair Rail	Step 1	BK0404108APS	4.45-in x 4.45-in x 108-in Post Sleeve - Charcoal Black (Fits over a 4x4 pressure treated post)	1 required for every 2 posts
	Step 2A	PBKSQCAP4X4	4.55-in x 4.55-in Post Sleeve Flat Cap - Charcoal Black	
	Step 2B	PBKSKIRT4X4	4.55-in x 4.55-in Post Sleeve Flat Cap - Charcoal Black	
	Step 3A	BKCROWNTR06	4.55-in x 4.55-in Post Sleeve Skirt - Charcoal Black	
	Step 3B	BKUNIVTBR06	67.5-in Crown Top Rail - Charcoal Black	
	Step 4	BKTA30RBK	67.5-in Universal Top or Bottom Rail - Charcoal Black	12 balusters required per section
	Step 5	BKRDSIK06	30.25-in Round Aluminum Baluster Kit (20/box) - Charcoal Black	Includes assembly hardware
8-ft x 36-in Horizontal Rail	Step 1	BK040439APS	4.45-in x 4.45-in x 40-in Post Sleeve - Charcoal Black	
	Step 2A	PBKSQCAP4X4	4.55-in x 4.55-in Post Sleeve Flat Cap - Charcoal Black	
	Step 2B	PBKSKIRT4X4	4.55-in x 4.55-in Post Sleeve Skirt - Charcoal Black	
	Step 3A	BKCROWNTR08	91.5-in Crown Top Rail - Charcoal Black	
	Step 3B	BKUNIVTBR08	91.5-in Universal Top or Bottom Rail - Charcoal Black	
	Step 4	BKTA30RBK	30.25-in Round Aluminum Baluster Kit (20/box) - Charcoal Black	20 balusters required per section
	Step 5	BKRDHIK08	91.5-in Accessory Infill Kit for Round Balusters - Horizontal - Charcoal Black	Includes assembly hardware
8-ft x 36-in Stair Rail	Step 1	BK0404108APS	4.45-in x 4.45-in x 108-in Post Sleeve - Charcoal Black	1 required for every 2 posts
	Step 2A	PBKSQCAP4X4	4.55-in x 4.55-in Post Sleeve Flat Cap - Charcoal Black	
	Step 2B	PBKSKIRT4X4	4.55-in x 4.55-in Post Sleeve Skirt - Charcoal Black	
	Step 3A	BKCROWNTR08	91.5-in Crown Top Rail - Charcoal Black	
	Step 3B	BKUNIVTBR08	91.5-in Universal Top or Bottom Rail - Charcoal Black	
	Step 4	BKTA30RBK	30.25-in Round Aluminum Baluster Kit (20/box) - Charcoal Black	16 balusters required per section
	Step 5	BKRDSIK08	91.5-in Accessory Infill Kit for Round Balusters - Stair - Charcoal Black	Includes assembly hardware
Accessories for 42-in Rail Height	Step 1	BK0404108APS	4.45-in x 4.45-in x 108-in Post Sleeve - Classic White (Fits over a 4x4 pressure treated post)	Substitute item for 42-in Rail Height Horizontal and Stair installations; 1 required for every 2 posts
	Step 4	BKTA36RBK	36.25-in Round Aluminum Baluster Kit (20/box) - Charcoal Black	Substitute item for 42-in Rail Height Horizontal and Stair installations
Accessories	Accessory	BKHZACCYKIT	Mounting Hardware for Cut Rails - Horizontal - Charcoal Black	Additional hardware for cut railing sections
	Accessory	BKSTACCYKIT	Mounting Hardware for Cut Rails - Stair - Charcoal Black	Additional hardware for cut railing sections
	Accessory	BK22HGASK	22.5 Degree Gasket Pack - Charcoal Black	Gaskets for 22.5 degree angles
	Accessory	BK45RSBADAPK	45 Degree Birdsmouth Gasket Pack (4x4 Post Sleeve) - Charcoal Black	Gaskets and hardware for 45 degree angles



CS-3

Deck Color: Enhance Clam Shell
Railing Look: Change It Up

	Railing Style Step	Item #	Description	1 required per section (unless otherwise noted)
6-ft x 36-in Horizontal Rail	Step 1	WT040439APS	4.45-in x 4.45-in x 40-in Post Sleeve - Classic White (Fits over a 4x4 pressure treated post)	
	Step 2A	PWTSQCAP4X4	4.55-in x 4.55-in Post Sleeve Flat Cap - Classic White	
	Step 2B	PWTSKIRT4X4	4.55-in x 4.55-in Post Sleeve Skirt - Classic White	
	Step 3A	WTCROWNTR06	67.5-in Crown Top Rail - Classic White	
	Step 3B	WTUNIVTBRO6	67.5-in Universal Top or Bottom Rail - Classic White	
	Step 4	WT020230SBK	30.375-in Square Baluster Kit (16/box) - Classic White	13 balusters required per section
	Step 5	WTSQHIK06	67.5-in Accessory Infill Kit for Square Balusters - Horizontal - Classic White	Includes assembly hardware
6-ft x 36-in Stair Rail	Step 1	WT0404108APS	4.45-in x 4.45-in x 108-in Post Sleeve - Classic White (Fits over a 4x4 pressure treated post)	1 required for every 2 posts
	Step 2A	PWTSQCAP4X4	4.55-in x 4.55-in Post Sleeve Flat Cap - Classic White	
	Step 2B	PWTSKIRT4X4	4.55-in x 4.55-in Post Sleeve Skirt - Classic White	
	Step 3A	WTCROWNTR06	67.5-in Crown Top Rail - Classic White	
	Step 3B	WTUNIVTBRO6	67.5-in Universal Top or Bottom Rail - Classic White	
	Step 4	WT020230SBK	30.375-in Square Baluster Kit (16/box) - Classic White	11 balusters required per section
	Step 5	WTSQSIK06	67.5-in Accessory Infill Kit for Square Balusters - Stair - Classic White	Includes assembly hardware
8-ft x 36-in Horizontal Rail	Step 1	WT040439APS	4.45-in x 4.45-in x 40-in Post Sleeve - Classic White (Fits over a 4x4 pressure treated post)	
	Step 2A	PWTSQCAP4X4	4.55-in x 4.55-in Post Sleeve Flat Cap - Classic White	
	Step 2B	PWTSKIRT4X4	4.55-in x 4.55-in Post Sleeve Skirt - Classic White	
	Step 3A	WTCROWNTR08	91.5-in Crown Top Rail - Classic White	
	Step 3B	WTUNIVTBRO8	91.5-in Universal Top or Bottom Rail - Classic White	
	Step 4	WT020230SBK	30.375-in Square Baluster Kit (16/box) - Classic White	18 balusters required per section
	Step 5	WTSQHIK08	91.5-in Accessory Infill Kit for Square Balusters - Horizontal - Classic White	Includes assembly hardware
8-ft x 36-in Stair Rail	Step 1	WT0404108APS	4.45-in x 4.45-in x 108-in Post Sleeve - Classic White (Fits over a 4x4 pressure treated post)	1 required for every 2 posts
	Step 2A	PWTSQCAP4X4	4.55-in x 4.55-in Post Sleeve Flat Cap - Classic White	
	Step 2B	PWTSKIRT4X4	4.55-in x 4.55-in Post Sleeve Skirt - Classic White	
	Step 3A	WTCROWNTR08	91.5-in Crown Top Rail - Classic White	
	Step 3B	WTUNIVTBRO8	91.5-in Universal Top or Bottom Rail - Classic White	
	Step 4	WT020230SBK	30.375-in Square Baluster Kit (16/box) - Classic White	15 balusters required per section
	Step 5	WTSQSIK08	91.5-in Accessory Infill Kit for Square Balusters - Stair - Classic White	Includes assembly hardware
Accessories for 42-in Rail Height	Step 1	WT0404108APS	4.45-in x 4.45-in x 108-in Post Sleeve - Classic White (Fits over a 4x4 pressure treated post)	Substitute item for 42-in Rail Height Horizontal and Stair installations; 1 required for every 2 posts
	Step 4	WT020236SBK	36.375-in Square Baluster Kit (16/box) - Classic White (108-in Post Sleeve required for assembly)	Substitute item for 42-in Rail Height Horizontal and Stair installations
Accessories	Accessory	WTHZACCYKIT	Mounting Hardware for Cut Rails - Horizontal - Classic White	Additional hardware for cut railing sections
	Accessory	WTSTACCYKIT	Mounting Hardware for Cut Rails - Stair - Classic White	Additional hardware for cut railing sections
	Accessory	WT22HGASK	22.5 Degree Gasket Pack - Classic White	Gaskets for 22.5 degree angles
	Accessory	WT45RSBADAPK	45 Degree Birdsmouth Gasket Pack (4x4 Post Sleeve) - Classic White	Gaskets and hardware for 45 degree angles

WINCHESTER GREY

Trex Select



Once you've selected your deck color, choose between one of two board profiles. Then, select a railing look that suits your style. SKUs for all of these options can be found on the following pages.

1 CHOOSE A BOARD PROFILE



Square Edge

or



Grooved Edge


2 SELECT A RAILING LOOK



Coordinate It **WG-1**



Contrast It **WG-2**



Change It Up **WG-3**

WINCHESTER GREY DECK BOARD PROFILES

	Dimensions	Item #	Description
1-in x 6-in Decking, Square Edge	1 x 6 x 12'	WG010612SS01	.82-in x 5.5-in x 12-ft Square Select Winchester Grey
	1 x 6 x 16'	WG010616SS01	.82-in x 5.5-in x 16-ft Square Select Winchester Grey
	1 x 6 x 20'	WG010620SS01	.82-in x 5.5-in x 20-ft Square Select Winchester Grey
1-in x 6-in Decking, Grooved Edge	1 x 6 x 12'	WG010612SG01	.82-in x 5.5-in x 12-ft Grooved Select Winchester Grey
	1 x 6 x 16'	WG010616SG01	.82-in x 5.5-in x 16-ft Grooved Select Winchester Grey
	1 x 6 x 20'	WG010620SG01	.82-in x 5.5-in x 20-ft Grooved Select Winchester Grey



WG-1

Deck Color: Select Winchester Grey
Railing Look: Coordinate It

	Railing Style Step	Item #	Description	1 required per section (unless otherwise noted)
6-ft x 36-in Horizontal Rail	Step 1	BKO40439APS	4.45-in x 4.45-in x 40-in Post Sleeve - Charcoal Black (Fits over a 4x4 pressure treated post)	
	Step 2B	PBKSIRT4X4	4.55-in x 4.55-in Post Sleeve Skirt - Charcoal Black	
	Step 3A	BKUNIVTBR06	67.5-in Universal Top or Bottom Rail - Charcoal Black	
	Step 3A	Cocktail Rail Board	.82-in x 5.5-in x 12-ft Square Select Winchester Grey	Deck board used on top of universal rail
	Step 3B	BKUNIVTBR06	67.5-in Universal Top or Bottom Rail - Charcoal Black	
	Step 4	BKTA30RBK	30.25-in Round Aluminum Baluster Kit (20/box) - Charcoal Black	15 balusters required per section
	Step 5	BKRDHIK06	67.5-in Accessory Infill Kit for Round Balusters - Horizontal - Charcoal Black	Includes assembly hardware
6-ft x 36-in Stair Rail	Step 1	BKO404108APS	4.45-in x 4.45-in x 108-in Post Sleeve - Charcoal Black (Fits over a 4x4 pressure treated post)	1 required for every 2 posts
	Step 2B	PBKSIRT4X4	4.55-in x 4.55-in Post Sleeve Skirt - Charcoal Black	
	Step 3A	BKUNIVTBR06	67.5-in Universal Top or Bottom Rail - Charcoal Black	
	Step 3A	Cocktail Rail Board	.82-in x 5.5-in x 12-ft Square Select Winchester Grey	Deck board used on top of universal rail
	Step 3B	BKUNIVTBR06	67.5-in Universal Top or Bottom Rail - Charcoal Black	
	Step 4	BKTA30RBK	30.25-in Round Aluminum Baluster Kit (20/box) - Charcoal Black	12 balusters required per section
	Step 5	BKRDSIK06	67.5-in Accessory Infill Kit for Round Balusters - Stair - Charcoal Black	Includes assembly hardware
8-ft x 36-in Horizontal Rail	Step 1	BKO40439APS	4.45-in x 4.45-in x 40-in Post Sleeve - Charcoal Black (Fits over a 4x4 pressure treated post)	
	Step 2B	PBKSIRT4X4	4.55-in x 4.55-in Post Sleeve Skirt - Charcoal Black	
	Step 3A	BKUNIVTBR08	91.5-in Universal Top or Bottom Rail - Charcoal Black	
	Step 3A	Cocktail Rail Board	.82-in x 5.5-in x 16-ft Square Select Winchester Grey	Deck board used on top of universal rail
	Step 3B	BKUNIVTBR08	91.5-in Universal Top or Bottom Rail - Charcoal Black	
	Step 4	BKTA30RBK	30.25-in Round Aluminum Baluster Kit (20/box) - Charcoal Black	20 balusters required per section
	Step 5	BKRDHIK08	91.5-in Accessory Infill Kit for Round Balusters - Horizontal - Charcoal Black	Includes assembly hardware
8-ft x 36-in Stair Rail	Step 1	BKO404108APS	4.45-in x 4.45-in x 108-in Post Sleeve - Charcoal Black (Fits over a 4x4 pressure treated post)	1 required for every 2 posts
	Step 2B	PBKSIRT4X4	4.55-in x 4.55-in Post Sleeve Skirt - Charcoal Black	
	Step 3A	BKUNIVTBR08	91.5-in Universal Top or Bottom Rail - Charcoal Black	
	Step 3A	Cocktail Rail Board	.82-in x 5.5-in x 16-ft Square Select Winchester Grey	Deck board used on top of universal rail
	Step 3B	BKUNIVTBR08	91.5-in Universal Top or Bottom Rail - Charcoal Black	
	Step 4	BKTA30RBK	30.25-in Round Aluminum Baluster Kit (20/box) - Charcoal Black	16 balusters required per section
	Step 5	BKRDSIK08	91.5-in Accessory Infill Kit for Round Balusters - Stair - Charcoal Black	Includes assembly hardware
Accessories for 42-in Rail Height	Step 1	BKO404108APS	4.45-in x 4.45-in x 108-in Post Sleeve - Charcoal Black (Fits over a 4x4 pressure treated post)	Substitute item for 42-in Rail Height Horizontal and Stair installations; 1 required for every 2 posts
	Step 4	BKTA36RBK	36.25-in Round Aluminum Baluster Kit (20/box) - Charcoal Black	Substitute item for 42-in Rail Height Horizontal and Stair installations
Accessories	Accessory	BKHZACCYKIT	Mounting Hardware for Cut Rails - Horizontal - Charcoal Black	Additional hardware for cut railing sections
	Accessory	BKSTACCYKIT	Mounting Hardware for Cut Rails - Stair - Charcoal Black	Additional hardware for cut railing sections
	Accessory	BK22HGASK	22.5 Degree Gasket Pack - Charcoal Black	Gaskets for 22.5 degree angles
	Accessory	BK45RSBADAPK	45 Degree Birdsmouth Gasket Pack (4x4 Post Sleeve) - Charcoal Black	Gaskets and hardware for 45 degree angles



WG-2

Deck Color: Select Winchester Grey
Railing Look: Contrast It

	Railing Style Step	Item #	Description	1 required per section (unless otherwise noted)
6-ft x 36-in Horizontal Rail	Step 1/2	BKAL252537RCAP	2.5-in x 2.5-in x 37-in Reveal Post w. Cap & Skirt - Horizontal - Charcoal Black	
	Steps 3, 4 & 5	BKAS0636HRK	72-in x 36-in Reveal Rail Kit w. Square Balusters - Horizontal - Charcoal Black	
6-ft x 36-in Stair Rail	Step 1/2	BKAL252553RCAP	2.5-in x 2.5-in x 53-in Reveal Post w. Cap & Skirt - Stair - Charcoal Black	
	Steps 3, 4 & 5	BKAS0636SRK	72-in x 36-in Reveal Rail Kit w. Square Balusters - Stair - Charcoal Black	
8-ft x 36-in Horizontal Rail	Step 1/2	BKAL252537RCAP	2.5-in x 2.5-in x 37-in Reveal Post w. Cap & Skirt - Horizontal - Charcoal Black	
	Steps 3, 4 & 5	BKAS0836HRK	96-in x 36-in Reveal Rail Kit w. Square Balusters - Horizontal - Charcoal Black	
8-ft x 36-in Stair Rail	Step 1/2	BKAL252553RCAP	2.5-in x 2.5-in x 53-in Reveal Post w. Cap & Skirt - Stair - Charcoal Black	
	Steps 3, 4 & 5	BKAS0836SRK	96-in x 36-in Reveal Rail Kit w. Square Balusters - Stair - Charcoal Black	
Accessories for 42-in Rail Height	Step 1/2	BKAL252543RCAP	2.5-in x 2.5-in x 43-in Reveal Post w. Cap & Skirt - Horizontal - Charcoal Black	Substitute item for 42-in Rail Height Horizontal installations
	Step 1/2	BKAL252542RCCP	2.5-in x 2.5-in x 42-in Reveal Crossover Post - Charcoal Black	Substitute item for 42-in Rail Height Horizontal installations (Crossover style)
	Steps 3, 4 & 5, 6-ft	BKAS0642HRK	72-in x 42-in Reveal Rail Kit w. Square Balusters - Horizontal - Charcoal Black	Substitute item for 42-in Rail Height Horizontal installations
	Steps 3, 4 & 5, 6-ft	BKAS0642SRK	72-in x 42-in Reveal Rail Kit w. Square Balusters - Stair - Charcoal Black	Substitute item for 42-in Rail Height Stair installations
	Steps 3, 4 & 5, 8-ft	BKAS0842HRK	96-in x 42-in Reveal Rail Kit w. Square Balusters - Horizontal - Charcoal Black	Substitute item for 42-in Rail Height Horizontal installations
	Steps 3, 4 & 5, 8-ft	BKAS0842SRK	96-in x 42-in Reveal Rail Kit w. Square Balusters - Stair - Charcoal Black	Substitute item for 42-in Rail Height Stair installations
Accessories	Accessory	ALPOSTHWDECK	Aluminum Plate and Hardware (For use with 2.5-in Aluminum Post and 2.5-in Aluminum Crossover Post only)	1 required per post
	Accessory	BKFHBKTAL	Reveal Cut Kit - Fixed Bracket - Horizontal (4/pack) - Charcoal Black	Additional hardware for cut railing sections
	Accessory	BKFSBKTAL	Reveal Cut Kit - Fixed Bracket - Stair (4/pack) - Charcoal Black	
	Accessory	BKSWHBKTAL	Reveal Swivel Bracket - Horizontal (2/pack) - Charcoal Black	Hardware for angled rail connections
	Accessory	BK25RCSWSCBKTAL	Reveal 2.5-in Swivel Crossover Bracket - Stair (1/pack) - Charcoal Black	
	Accessory	BKAL252536RCCP	2.5-in x 2.5-in x 36-in Reveal Crossover Post - Charcoal Black	



WG-3

Deck Color: Select Winchester Grey
Railing Look: Change It Up

	Railing Style Step	Item #	Description	1 required per section (unless otherwise noted)
6-ft x 36-in Horizontal Rail	Step 1	WT040439APS	4.45-in x 4.45-in x 40-in Post Sleeve - Classic White (Fits over a 4x4 pressure treated post)	
	Step 2A	PWTSQCAP4X4	4.55-in x 4.55-in Post Sleeve Flat Cap - Classic White	
	Step 2B	PWTSKIRT4X4	4.55-in x 4.55-in Post Sleeve Skirt - Classic White	
	Step 3A	WTCROWNTR06	67.5-in Crown Top Rail - Classic White	
	Step 3B	WTUNIVTBR06	67.5-in Universal Top or Bottom Rail - Classic White	
	Step 4	BKTA30RBK	30.25-in Round Aluminum Baluster Kit (20/box) - Charcoal Black	15 balusters required per section
	Step 5	WTRDHIK06	67.5-in Accessory Infill Kit for Round Balusters - Horizontal - Classic White	Includes assembly hardware
6-ft x 36-in Stair Rail	Step 1	WT0404108APS	4.45-in x 4.45-in x 108-in Post Sleeve - Classic White (Fits over a 4x4 pressure treated post)	1 required for every 2 posts
	Step 2A	PWTSQCAP4X4	4.55-in x 4.55-in Post Sleeve Flat Cap - Classic White	
	Step 2B	PWTSKIRT4X4	4.55-in x 4.55-in Post Sleeve Skirt - Classic White	
	Step 3A	WTCROWNTR06	67.5-in Crown Top Rail - Classic White	
	Step 3B	WTUNIVTBR06	67.5-in Universal Top or Bottom Rail - Classic White	
	Step 4	BKTA30RBK	30.25-in Round Aluminum Baluster Kit (20/box) - Charcoal Black	12 balusters required per section
	Step 5	WTRDSIK06	67.5-in Accessory Infill Kit for Round Balusters - Stair - Classic White	Includes assembly hardware
8-ft x 36-in Horizontal Rail	Step 1	WT040439APS	4.45-in x 4.45-in x 40-in Post Sleeve - Classic White (Fits over a 4x4 pressure treated post)	
	Step 2A	PWTSQCAP4X4	4.55-in x 4.55-in Post Sleeve Flat Cap - Classic White	
	Step 2B	PWTSKIRT4X4	4.55-in x 4.55-in Post Sleeve Skirt - Classic White	
	Step 3A	WTCROWNTR08	91.5-in Crown Top Rail - Classic White	
	Step 3B	WTUNIVTBR08	91.5-in Universal Top or Bottom Rail - Classic White	
	Step 4	BKTA30RBK	30.25-in Round Aluminum Baluster Kit (20/box) - Charcoal Black	20 balusters required per section
	Step 5	WTRDHIK08	91.5-in Accessory Infill Kit for Round Balusters - Horizontal - Classic White	Includes assembly hardware
8-ft x 36-in Stair Rail	Step 1	WT0404108APS	4.45-in x 4.45-in x 108-in Post Sleeve - Classic White (Fits over a 4x4 pressure treated post)	1 required for every 2 posts
	Step 2A	PWTSQCAP4X4	4.55-in x 4.55-in Post Sleeve Flat Cap - Classic White	
	Step 2B	PWTSKIRT4X4	4.55-in x 4.55-in Post Sleeve Skirt - Classic White	
	Step 3A	WTCROWNTR08	91.5-in Crown Top Rail - Classic White	
	Step 3B	WTUNIVTBR08	91.5-in Universal Top or Bottom Rail - Classic White	
	Step 4	BKTA30RBK	30.25-in Round Aluminum Baluster Kit (20/box) - Charcoal Black	16 balusters required per section
	Step 5	WTRDSIK08	91.5-in Accessory Infill Kit for Round Balusters - Stair - Classic White	Includes assembly hardware
Accessories for 42-in Rail Height	Step 1	WT0404108APS	4.45-in x 4.45-in x 108-in Post Sleeve - Classic White (Fits over a 4x4 pressure treated post)	Substitute item for 42-in Rail Height Horizontal and Stair installations; 1 required for every 2 posts
	Step 4	BKTA36RBK	36.25-in Round Aluminum Baluster Kit (20/box) - Charcoal Black	Substitute item for 42-in Rail Height Horizontal and Stair installations
Accessories	Accessory	WTHZACCYKIT	Mounting Hardware for Cut Rails - Horizontal - Classic White	Additional hardware for cut railing sections
	Accessory	WTSTACCYKIT	Mounting Hardware for Cut Rails - Stair - Classic White	Additional hardware for cut railing sections
	Accessory	WT22HGASK	22.5 Degree Gasket Pack - Classic White	Gaskets for 22.5 degree angles
	Accessory	WT45RSBADAPK	45 Degree Birdsmouth Gasket Pack (4x4 Post Sleeve) - Classic White	Gaskets and hardware for 45 degree angles

ROPE SWING

Trex Transcend



Once you've selected your deck color, choose between one of two board profiles. Then, select a railing look that suits your style. SKUs for all of these options can be found on the following pages.

1 CHOOSE A BOARD PROFILE



Square Edge

or



Grooved Edge

2 SELECT A RAILING LOOK



Coordinate It **RS-1**



Contrast It **RS-2**



Change It Up **RS-3**

ROPE SWING DECK BOARD PROFILES

	Dimensions	Item #	Description
1-in x 6-in Decking, Square Edge	1 x 6 x 12'	RS010612TS01	.94-in x 5.5-in x 12-ft Square Transcend Rope Swing
	1 x 6 x 16'	RS010616TS01	.94-in x 5.5-in x 16-ft Square Transcend Rope Swing
	1 x 6 x 20'	RS010620TS01	.94-in x 5.5-in x 20-ft Square Transcend Rope Swing
1-in x 6-in Decking, Grooved Edge	1 x 6 x 12'	RS010612TG01	.94-in x 5.5-in x 12-ft Grooved Transcend Rope Swing
	1 x 6 x 16'	RS010616TG01	.94-in x 5.5-in x 16-ft Grooved Transcend Rope Swing
	1 x 6 x 20'	RS010620TG01	.94-in x 5.5-in x 20-ft Grooved Transcend Rope Swing



RS-1

Deck Color: Transcend Rope Swing
Railing Look: Coordinate It

	Railing Style Step	Item #	Description	1 required per section (unless otherwise noted)
6-ft x 36-in Horizontal Rail	Step 1	RS040439APS	4.45-in x 4.45-in x 40-in Post Sleeve - Rope Swing (Fits over a 4x4 pressure treated post)	
	Step 2A	PRSSQCAP4X4	4.55-in x 4.55-in Post Sleeve Flat Cap - Rope Swing	
	Step 2B	PRSSKIRT4X4	4.55-in x 4.55-in Post Sleeve Skirt - Rope Swing	
	Step 3A	RSCROWNTR06	67.5-in Crown Top Rail - Rope Swing	
	Step 3B	RSUNIVTBRO6	67.5-in Universal Top or Bottom Rail - Rope Swing	
	Step 4	RS020230SBK	30.375-in Square Baluster Kit (16/box) - Rope Swing	13 balusters required per section
	Step 5	RSSQHIK06	67.5-in Accessory Infill Kit for Square Balusters - Horizontal - Rope Swing	Includes assembly hardware
6-ft x 36-in Stair Rail	Step 1	RS0404108APS	4.45-in x 4.45-in x 108-in Post Sleeve - Rope Swing (Fits over a 4x4 pressure treated post)	1 required for every 2 posts
	Step 2A	PRSSQCAP4X4	4.55-in x 4.55-in Post Sleeve Flat Cap - Rope Swing	
	Step 2B	PRSSKIRT4X4	4.55-in x 4.55-in Post Sleeve Skirt - Rope Swing	
	Step 3A	RSCROWNTR06	67.5-in Crown Top Rail - Rope Swing	
	Step 3B	RSUNIVTBRO6	67.5-in Universal Top or Bottom Rail - Rope Swing	
	Step 4	RS020230SBK	30.375-in Square Baluster Kit (16/box) - Rope Swing	11 balusters required per section
	Step 5	RSSQSIK06	67.5-in Accessory Infill Kit for Square Balusters - Stair - Rope Swing	Includes assembly hardware
8-ft x 36-in Horizontal Rail	Step 1	RS040439APS	4.45-in x 4.45-in x 40-in Post Sleeve - Rope Swing (Fits over a 4x4 pressure treated post)	
	Step 2A	PRSSQCAP4X4	4.55-in x 4.55-in Post Sleeve Flat Cap - Rope Swing	
	Step 2B	PRSSKIRT4X4	4.55-in x 4.55-in Post Sleeve Skirt - Rope Swing	
	Step 3A	RSCROWNTR08	91.5-in Crown Top Rail - Rope Swing	
	Step 3B	RSUNIVTBRO8	91.5-in Universal Top or Bottom Rail - Rope Swing	
	Step 4	RS020230SBK	30.375-in Square Baluster Kit (16/box) - Rope Swing	18 balusters required per section
	Step 5	RSSQHIK08	91.5-in Accessory Infill Kit for Square Balusters - Horizontal - Rope Swing	Includes assembly hardware
8-ft x 36-in Stair Rail	Step 1	RS0404108APS	4.45-in x 4.45-in x 108-in Post Sleeve - Rope Swing (Fits over a 4x4 pressure treated post)	1 required for every 2 posts
	Step 2A	PRSSQCAP4X4	4.55-in x 4.55-in Post Sleeve Flat Cap - Rope Swing	
	Step 2B	PRSSKIRT4X4	4.55-in x 4.55-in Post Sleeve Skirt - Rope Swing	
	Step 3A	RSCROWNTR08	91.5-in Crown Top Rail - Rope Swing	
	Step 3B	RSUNIVTBRO8	91.5-in Universal Top or Bottom Rail - Rope Swing	
	Step 4	RS020230SBK	30.375-in Square Baluster Kit (16/box) - Rope Swing	15 balusters required per section
	Step 5	RSSQSIK08	91.5-in Accessory Infill Kit for Square Balusters - Stair - Rope Swing	Includes assembly hardware
Accessories for 42-in Rail Height	Step 1	RS0404108APS	4.45-in x 4.45-in x 108-in Post Sleeve - Rope Swing (Fits over a 4x4 pressure treated post)	Substitute item for 42-in Rail Height Horizontal and Stair installations; 1 required for every 2 posts
	Step 4	RS020236SBK	36.375-in Square Baluster Kit (16/box) - Rope Swing (108-in Post Sleeve required for assembly)	Substitute item for 42-in Rail Height Horizontal and Stair installations
Accessories	Accessory	RSHZACCYKIT	Mounting Hardware for Cut Rails - Horizontal - Rope Swing	Additional hardware for cut railing sections
	Accessory	RSSTACCYKIT	Mounting Hardware for Cut Rails - Stair - Rope Swing	Additional hardware for cut railing sections
	Accessory	RS22HGASK	22.5 Degree Gasket Pack - Rope Swing	Gaskets for 22.5 degree angles
	Accessory	RS45RSBADAPK	45 Degree Birdsmouth Gasket Pack (4x4 Post Sleeve) - Rope Swing	Gaskets and hardware for 45 degree angles



RS-2

Deck Color: Transcend Rope Swing
Railing Look: Contrast It

	Railing Style Step	Item #	Description	1 required per section (unless otherwise noted)
6-ft x 36-in Horizontal Rail	Step 1/2	BZAL252537RCAP	2.5-in x 2.5-in x 37-in Reveal Post w. Cap & Skirt - Horizontal - Bronze	
	Steps 3, 4 & 5	BZAS0636HRK	72-in x 36-in Reveal Rail Kit w. Square Balusters - Horizontal - Bronze	
6-ft x 36-in Stair Rail	Step 1/2	BZAL252553RCAP	2.5-in x 2.5-in x 53-in Reveal Post w. Cap & Skirt - Stair - Bronze	
	Steps 3, 4 & 5	BZAS0636SRK	72-in x 36-in Reveal Rail Kit w. Square Balusters - Stair - Bronze	
8-ft x 36-in Horizontal Rail	Step 1/2	BZAL252537RCAP	2.5-in x 2.5-in x 37-in Reveal Post w. Cap & Skirt - Horizontal - Bronze	
	Steps 3, 4 & 5	BZAS0836HRK	96-in x 36-in Reveal Rail Kit w. Square Balusters - Horizontal - Bronze	
8-ft x 36-in Stair Rail	Step 1/2	BZAL252553RCAP	2.5-in x 2.5-in x 53-in Reveal Post w. Cap & Skirt - Stair - Bronze	
	Steps 3, 4 & 5	BZAS0836SRK	96-in x 36-in Reveal Rail Kit w. Square Balusters - Stair - Bronze	
Accessories for 42-in Rail Height	Step 1/2	BZAL252543RCAP	2.5-in x 2.5-in x 43-in Reveal Post w. Cap & Skirt - Horizontal - Bronze	Substitute item for 42-in Rail Height Horizontal installations
	Step 1/2	BZAL252542RCCP	2.5-in x 2.5-in x 42-in Reveal Crossover Post - Bronze	Substitute item for 42-in Rail Height Horizontal installations (Crossover style)
	Steps 3, 4 & 5, 6-ft	BZAS0642HRK	72-in x 42-in Reveal Rail Kit w. Square Balusters - Horizontal - Bronze	Substitute item for 42-in Rail Height Horizontal installations
	Steps 3, 4 & 5, 6-ft	BZAS0642SRK	72-in x 42-in Reveal Rail Kit w. Square Balusters - Stair - Bronze	Substitute item for 42-in Rail Height Stair installations
	Steps 3, 4 & 5, 8-ft	BZAS0842HRK	96-in x 42-in Reveal Rail Kit w. Square Balusters - Horizontal - Bronze	Substitute item for 42-in Rail Height Horizontal installations
	Steps 3, 4 & 5, 8-ft	BZAS0842SRK	96-in x 42-in Reveal Rail Kit w. Square Balusters - Stair - Bronze	Substitute item for 42-in Rail Height Stair installations
Accessories	Accessory	ALPOSTHWDECK	Aluminum Plate and Hardware (For use with 2.5-in Aluminum Post and 2.5-in Aluminum Crossover Post only)	1 required per post
	Accessory	BZFHBTAL	Reveal Cut Kit - Fixed Bracket - Horizontal (4/pack) - Bronze	Additional hardware for cut railing sections
	Accessory	BZFSBTAL	Reveal Cut Kit - Fixed Bracket - Stair (4/pack) - Bronze	
	Accessory	BZSWHBTAL	Reveal Swivel Bracket - Horizontal (2/pack) - Bronze	Hardware for angled rail connections
	Accessory	BZ25RCSWSCBTAL	Reveal 2.5-in Swivel Crossover Bracket - Stair (1/pack) - Bronze	
	Accessory	BZAL252536RCCP	2.5-in x 2.5-in x 36-in Reveal Crossover Post - Bronze	



RS-3

Deck Color: Transcend Rope Swing
Railing Look: Change It Up

	Railing Style Step	Item #	Description	1 required per section (unless otherwise noted)
6-ft x 36-in Horizontal Rail	Step 1	VL040439APS	4.45-in x 4.45-in x 40-in Post Sleeve - Vintage Lantern (Fits over a 4x4 pressure treated post)	
	Step 2A	PVLSQCAP4X4	4.55-in x 4.55-in Post Sleeve Flat Cap - Vintage Lantern	
	Step 2B	PVLSKIRT4X4	4.55-in x 4.55-in Post Sleeve Skirt - Vintage Lantern	
	Step 3A	VLROWNTR06	67.5-in Crown Top Rail - Vintage Lantern	
	Step 3B	VLUNIVTBR06	67.5-in Universal Top or Bottom Rail - Vintage Lantern	
	Step 4	BKTA30SBK	30.25-in Square Aluminum Baluster Kit (20/box) - Charcoal Black	15 balusters required per section
	Step 5	VLASBHIK06	67.5-in Accessory Infill Kit for Square Aluminum Balusters - Horizontal - Vintage Lantern	Includes assembly hardware
6-ft x 36-in Stair Rail	Step 1	VL0404108APS	4.45-in x 4.45-in x 108-in Post Sleeve - Vintage Lantern (Fits over a 4x4 pressure treated post)	1 required for every 2 posts
	Step 2A	PVLSQCAP4X4	4.55-in x 4.55-in Post Sleeve Flat Cap - Vintage Lantern	
	Step 2B	PVLSKIRT4X4	4.55-in x 4.55-in Post Sleeve Skirt - Vintage Lantern	
	Step 3A	VLROWNTR06	67.5-in Crown Top Rail - Vintage Lantern	
	Step 3B	VLUNIVTBR06	67.5-in Universal Top or Bottom Rail - Vintage Lantern	
	Step 4	BKTA30SBK	30.25-in Square Aluminum Baluster Kit (20/box) - Charcoal Black	12 balusters required per section
	Step 5	VLASBSIK06	67.5-in Accessory Infill Kit for Square Aluminum Balusters - Stair - Vintage Lantern	Includes assembly hardware
8-ft x 36-in Horizontal Rail	Step 1	VL040439APS	4.45-in x 4.45-in x 40-in Post Sleeve - Vintage Lantern (Fits over a 4x4 pressure treated post)	
	Step 2A	PVLSQCAP4X4	4.55-in x 4.55-in Post Sleeve Flat Cap - Vintage Lantern	
	Step 2B	PVLSKIRT4X4	4.55-in x 4.55-in Post Sleeve Skirt - Vintage Lantern	
	Step 3A	VLROWNTR08	91.5-in Crown Top Rail - Vintage Lantern	
	Step 3B	VLUNIVTBR08	91.5-in Universal Top or Bottom Rail - Vintage Lantern	
	Step 4	BKTA30SBK	30.25-in Square Aluminum Baluster Kit (20/box) - Charcoal Black	20 balusters required per section
	Step 5	VLASBHIK08	91.5-in Accessory Infill Kit for Square Aluminum Balusters - Horizontal - Vintage Lantern	Includes assembly hardware
8-ft x 36-in Stair Rail	Step 1	VL0404108APS	4.45-in x 4.45-in x 108-in Post Sleeve - Vintage Lantern (Fits over a 4x4 pressure treated post)	1 required for every 2 posts
	Step 2A	PVLSQCAP4X4	4.55-in x 4.55-in Post Sleeve Flat Cap - Vintage Lantern	
	Step 2B	PVLSKIRT4X4	4.55-in x 4.55-in Post Sleeve Skirt - Vintage Lantern	
	Step 3A	VLROWNTR08	91.5-in Crown Top Rail - Vintage Lantern	
	Step 3B	VLUNIVTBR08	91.5-in Universal Top or Bottom Rail - Vintage Lantern	
	Step 4	BKTA30SBK	30.25-in Square Aluminum Baluster Kit (20/box) - Charcoal Black	16 balusters required per section
	Step 5	VLASBSIK08	91.5-in Accessory Infill Kit for Square Aluminum Balusters - Stair - Vintage Lantern	Includes assembly hardware
Accessories for 42-in Rail Height	Step 1	VL0404108APS	4.45-in x 4.45-in x 108-in Post Sleeve - Vintage Lantern (Fits over a 4x4 pressure treated post)	Substitute item for 42-in Rail Height Horizontal and Stair installations; 1 required for every 2 posts
	Step 4	BKTA36SBK	36.25-in Square Aluminum Baluster Kit (20/box) - Charcoal Black	Substitute item for 42-in Rail Height Horizontal and Stair installations
Accessories	Accessory	VLHZACCYKIT	Mounting Hardware for Cut Rails - Horizontal - Vintage Lantern	Additional hardware for cut railing sections
	Accessory	VLSTACCYKIT	Mounting Hardware for Cut Rails - Stair - Vintage Lantern	Additional hardware for cut railing sections
	Accessory	VL22HGASK	22.5 Degree Gasket Pack - Vintage Lantern	Gaskets for 22.5 degree angles
	Accessory	VL45RSBADAPK	45 Degree Birdsmouth Gasket Pack (4x4 Post Sleeve) - Vintage Lantern	Gaskets and hardware for 45 degree angles

BEACH DUNE

Trex Enhance



Once you've selected your deck color, choose between one of two board profiles. Then, select a railing look that suits your style. SKUs for all of these options can be found on the following pages.

1 CHOOSE A BOARD PROFILE



Square Edge

or



Grooved Edge

2 SELECT A RAILING LOOK



Coordinate It **BD-1**



Contrast It **BD-4**



Change It Up **BD-3**

BEACH DUNE DECK BOARD PROFILES

	Dimensions	Item #	Description
1-in x 6-in Decking, Square Edge	1 x 6 x 8'	BD010608ES01	.94-in x 5.5-in x 8-ft Square Enhance Beach Dune (on shelf in select stores)
	1 x 6 x 12'	BD010612ES01	.94-in x 5.5-in x 12-ft Square Enhance Beach Dune
	1 x 6 x 16'	BD010616ES01	.94-in x 5.5-in x 16-ft Square Enhance Beach Dune
	1 x 6 x 20'	BD010620ES01	.94-in x 5.5-in x 20-ft Square Enhance Beach Dune
1-in x 6-in Decking, Grooved Edge	1 x 6 x 12'	BD010612EG01	.94-in x 5.5-in x 12-ft Grooved Enhance Beach Dune (on shelf in select stores)
	1 x 6 x 16'	BD010616EG01	.94-in x 5.5-in x 16-ft Grooved Enhance Beach Dune (on shelf in select stores)
	1 x 6 x 20'	BD010620EG01	.94-in x 5.5-in x 20-ft Grooved Enhance Beach Dune



BD-1

Deck Color: Enhance Beach Dune
Railing Look: Coordinate It

	Railing Style Step	Item #	Description	1 required per section (unless otherwise noted)
6-ft x 36-in Horizontal Rail	Step 1	WT040439APS	4.45-in x 4.45-in x 40-in Post Sleeve - Classic White (Fits over a 4x4 pressure treated post)	
	Step 2B	PWTSKIRT4X4	4.55-in x 4.55-in Post Sleeve Skirt - Classic White	
	Step 3A	WTUNIVTBR06	67.5-in Universal Top or Bottom Rail - Classic White	
	Step 3A	Cocktail Rail Board	.94-in x 5.5-in x 12-ft Square Enhance Beach Dune	Deck board used on top of universal rail
	Step 3B	WTUNIVTBR06	67.5-in Universal Top or Bottom Rail - Classic White	
	Step 4	WT02023OSBK	30.375-in Square Baluster Kit for 36-in Rail Height (16/box) - Classic White	13 balusters required per section
	Step 5	WTSQHIK06	67.5-in Accessory Infill Kit for Square Balusters - Horizontal - Classic White	Includes assembly hardware
6-ft x 36-in Stair Rail	Step 1	WT0404108APS	4.45-in x 4.45-in x 108-in Post Sleeve - Classic White (Fits over a 4x4 pressure treated post)	1 required for every 2 posts
	Step 2B	PWTSKIRT4X4	4.55-in x 4.55-in Post Sleeve Skirt - Classic White	
	Step 3A	WTUNIVTBR06	67.5-in Universal Top or Bottom Rail - Classic White	
	Step 3A	Cocktail Rail Board	.94-in x 5.5-in x 12-ft Square Enhance Beach Dune	Deck board used on top of universal rail
	Step 3B	WTUNIVTBR06	67.5-in Universal Top or Bottom Rail - Classic White	
	Step 4	WT02023OSBK	30.375-in Square Baluster Kit for 36-in Rail Height (16/box) - Classic White	11 balusters required per section
	Step 5	WTSQSIK06	67.5-in Accessory Infill Kit for Square Balusters - Stair - Classic White	Includes assembly hardware
8-ft x 36-in Horizontal Rail	Step 1	WT040439APS	4.45-in x 4.45-in x 40-in Post Sleeve - Classic White (Fits over a 4x4 pressure treated post)	
	Step 2B	PWTSKIRT4X4	4.55-in x 4.55-in Post Sleeve Skirt - Classic White	
	Step 3A	WTUNIVTBR08	91.5-in Universal Top or Bottom Rail - Classic White	
	Step 3A	Cocktail Rail Board	.94-in x 5.5-in x 16-ft Square Enhance Beach Dune	
	Step 3B	WTUNIVTBR08	91.5-in Universal Top or Bottom Rail - Classic White	Deck board used on top of universal rail
	Step 4	WT02023OSBK	30.375-in Square Baluster Kit for 36-in Rail Height (16/box) - Classic White	18 balusters required per section
	Step 5	WTSQHIK08	67.5-in Accessory Infill Kit for Square Balusters - Horizontal - Classic White	Includes assembly hardware
8-ft x 36-in Stair Rail	Step 1	WT0404108APS	4.45-in x 4.45-in x 108-in Post Sleeve - Classic White (Fits over a 4x4 pressure treated post)	1 required for every 2 posts
	Step 2B	PWTSKIRT4X4	4.55-in x 4.55-in Post Sleeve Skirt - Classic White	
	Step 3A	WTUNIVTBR08	91.5-in Universal Top or Bottom Rail - Classic White	
	Step 3A	Cocktail Rail Board	.94-in x 5.5-in x 16-ft Square Enhance Beach Dune	Deck board used on top of universal rail
	Step 3B	WTUNIVTBR08	91.5-in Universal Top or Bottom Rail - Classic White	
	Step 4	WT02023OSBK	30.375-in Square Baluster Kit for 36-in Rail Height (16/box) - Classic White	15 balusters required per section
	Step 5	WTSQSIK08	67.5-in Accessory Infill Kit for Square Balusters - Stair - Classic White	Includes assembly hardware
Accessories for 42-in Rail Height	Step 1	WT0404108APS	4.45-in x 4.45-in x 108-in Post Sleeve - Classic White (Fits over a 4x4 pressure treated post)	1 required for every 2 posts
	Step 4	WT020236SBK	36.375-in Square Baluster Kit for 42-in Rail Height (16/box) - Classic White	
Accessories	Accessory	WTHZACCYKIT	Mounting Hardware for Cut Rails - Horizontal - Classic White	Additional hardware for cut railing sections
	Accessory	WTSTACCYKIT	Mounting Hardware for Cut Rails - Stair - Classic White	Additional hardware for cut railing sections
	Accessory	WT22HGASK	22.5 Degree Gasket Pack - Classic White	Gaskets for 22.5 degree angles
	Accessory	WT45RSBADAPK	45 Degree Birdsmouth Gasket Pack (4x4 Post Sleeve) - Classic White	Gaskets and hardware for 45 degree angles

**BD-4***On shelf in select stores*

Deck Color: Enhance Beach Dune
Railing Look: Contrast It

	Railing Style Step	Item #	Description	1 required per section (unless otherwise noted)
6-ft x 36-in Horizontal Rail	Step 1	WT040439APS	4.45-in x 4.45-in x 40-in Post Sleeve - Classic White (Fits over a 4x4 pressure treated post)	
	Step 2A	PWTSQCAP4X4	4.55-in x 4.55-in Post Sleeve Flat Cap - Classic White	
	Step 2B	PWTSKIRT4X4	4.55-in x 4.55-in Post Sleeve Skirt - Classic White	
	Step 3A	WTCROWNTR06	67.5-in Crown Top Rail - Classic White	
	Step 3B	WTUNIVTBRO6	67.5-in Universal Top or Bottom Rail - Classic White	
	Step 4	BKTA30RBK	30.25-in Round Aluminum Baluster Kit (20/box) - Charcoal Black	15 balusters required per section
	Step 5	WTRDHIK06	67.5-in Accessory Infill Kit for Round Balusters - Horizontal - Classic White	Includes assembly hardware
6-ft x 36-in Stair Rail	Step 1	WT0404108APS	4.45-in x 4.45-in x 108-in Post Sleeve - Classic White (Fits over a 4x4 pressure treated post)	1 required for every 2 posts
	Step 2A	PWTSQCAP4X4	4.55-in x 4.55-in Post Sleeve Flat Cap - Classic White	
	Step 2B	PWTSKIRT4X4	4.55-in x 4.55-in Post Sleeve Skirt - Classic White	
	Step 3A	WTCROWNTR06	67.5-in Crown Top Rail - Classic White	
	Step 3B	WTUNIVTBRO6	67.5-in Universal Top or Bottom Rail - Classic White	
	Step 4	BKTA30RBK	30.25-in Round Aluminum Baluster Kit (20/box) - Charcoal Black	12 balusters required per section
	Step 5	WTRDSIK06	67.5-in Accessory Infill Kit for Round Balusters - Stair - Classic White	Includes assembly hardware
8-ft x 36-in Horizontal Rail	Step 1	WT040439APS	4.45-in x 4.45-in x 40-in Post Sleeve - Classic White (Fits over a 4x4 pressure treated post)	
	Step 2A	PWTSQCAP4X4	4.55-in x 4.55-in Post Sleeve Flat Cap - Classic White	
	Step 2B	PWTSKIRT4X4	4.55-in x 4.55-in Post Sleeve Skirt - Classic White	
	Step 3A	WTCROWNTR08	91.5-in Crown Top Rail - Classic White	
	Step 3B	WTUNIVTBRO8	91.5-in Universal Top or Bottom Rail - Classic White	
	Step 4	BKTA30RBK	30.25-in Round Aluminum Baluster Kit (20/box) - Charcoal Black	20 balusters required per section
	Step 5	WTRDHIK08	91.5-in Accessory Infill Kit for Round Balusters - Horizontal - Classic White	Includes assembly hardware
8-ft x 36-in Stair Rail	Step 1	WT0404108APS	4.45-in x 4.45-in x 108-in Post Sleeve - Classic White (Fits over a 4x4 pressure treated post)	1 required for every 2 posts
	Step 2A	PWTSQCAP4X4	4.55-in x 4.55-in Post Sleeve Flat Cap - Classic White	
	Step 2B	PWTSKIRT4X4	4.55-in x 4.55-in Post Sleeve Skirt - Classic White	
	Step 3A	WTCROWNTR08	91.5-in Crown Top Rail - Classic White	
	Step 3B	WTUNIVTBRO8	91.5-in Universal Top or Bottom Rail - Classic White	
	Step 4	BKTA30RBK	30.25-in Round Aluminum Baluster Kit (20/box) - Charcoal Black	16 balusters required per section
	Step 5	WTRDSIK08	91.5-in Accessory Infill Kit for Round Balusters - Stair - Classic White	Includes assembly hardware
Accessories for 42-in Rail Height	Step 1	WT0404108APS	4.45-in x 4.45-in x 108-in Post Sleeve - Classic White (Fits over a 4x4 pressure treated post)	Substitute item for 42-in Rail Height Horizontal and Stair installations; 1 required for every 2 posts
	Step 4	BKTA36RBK	36.25-in Round Aluminum Baluster Kit (20/box) - Charcoal Black	Substitute item for 42-in Rail Height Horizontal and Stair installations
Accessories	Accessory	WTHZACCYKIT	Mounting Hardware for Cut Rails - Horizontal - Classic White	Additional hardware for cut railing sections
	Accessory	WTSTACCYKIT	Mounting Hardware for Cut Rails - Stair - Classic White	Additional hardware for cut railing sections
	Accessory	WT22HGASK	22.5 Degree Gasket Pack - Classic White	Gaskets for 22.5 degree angles
	Accessory	WT45RSBADAPK	45 Degree Birdsmouth Gasket Pack (4x4 Post Sleeve) - Classic White	Gaskets and hardware for 45 degree angles



BD-3 *On shelf in select stores*

Deck Color: Enhance Beach Dune
Railing Look: Change It Up

Railing Style Step	Item #	Description	1 required per section (unless otherwise noted)
6-ft x 36-in Horizontal Rail	Step 1	WT040439APS 4.45-in x 4.45-in x 40-in Post Sleeve - Classic White (Fits over a 4x4 pressure treated post)	
	Step 2A	PWTSQCAP4X4 4.55-in x 4.55-in Post Sleeve Flat Cap - Classic White	
	Step 2B	PWTSKIRT4X4 4.55-in x 4.55-in Post Sleeve Skirt - Classic White	
	Step 3A	VLCROWNTR06 67.5-in Crown Top Rail - Vintage Lantern	
	Step 3B	VLUNIVTBR06 67.5-in Universal Top or Bottom Rail - Vintage Lantern	
	Step 4	BKTA30RBK 30.25-in Round Aluminum Baluster Kit for 36-in Rail Height (20/box) - Charcoal Black	15 balusters required per section
	Step 5	VLRDHIK06 67.5-in Accessory Infill Kit for Round Balusters - Horizontal - Vintage Lantern	Includes assembly hardware
6-ft x 36-in Stair Rail	Step 1	WT0404108APS 4.45-in x 4.45-in x 108-in Post Sleeve - Classic White (Fits over a 4x4 pressure treated post)	1 required for every 2 posts
	Step 2A	PWTSQCAP4X4 4.55-in x 4.55-in Post Sleeve Flat Cap - Classic White	
	Step 2B	PWTSKIRT4X4 4.55-in x 4.55-in Post Sleeve Skirt - Classic White	
	Step 3A	VLCROWNTR06 67.5-in Crown Top Rail - Vintage Lantern	
	Step 3B	VLUNIVTBR06 67.5-in Universal Top or Bottom Rail - Vintage Lantern	
	Step 4	BKTA30RBK 30.25-in Round Aluminum Baluster Kit for 36-in Rail Height (20/box) - Charcoal Black	12 balusters required per section
	Step 5	VLRDSIK06 67.5-in Accessory Infill Kit for Round Balusters - Horizontal - Vintage Lantern	Includes assembly hardware
8-ft x 36-in Horizontal Rail	Step 1	WT040439APS 4.45-in x 4.45-in x 40-in Post Sleeve - Classic White (Fits over a 4x4 pressure treated post)	
	Step 2A	PWTSQCAP4X4 4.55-in x 4.55-in Post Sleeve Flat Cap - Classic White	
	Step 2B	PWTSKIRT4X4 4.55-in x 4.55-in Post Sleeve Skirt - Classic White	
	Step 3A	VLCROWNTR08 91.5-in Crown Top Rail - Vintage Lantern	
	Step 3B	VLUNIVTBR08 91.5-in Universal Top or Bottom Rail - Vintage Lantern	
	Step 4	BKTA30RBK 30.25-in Round Aluminum Baluster Kit for 36-in Rail Height (20/box) - Charcoal Black	20 balusters required per section
	Step 5	VLRDHIK08 91.5-in Accessory Infill Kit for Round Balusters - Horizontal - Vintage Lantern	Includes assembly hardware
8-ft x 36-in Stair Rail	Step 1	WT0404108APS 4.45-in x 4.45-in x 108-in Post Sleeve - Classic White (Fits over a 4x4 pressure treated post)	1 required for every 2 posts
	Step 2A	PWTSQCAP4X4 4.55-in x 4.55-in Post Sleeve Flat Cap - Classic White	
	Step 2B	PWTSKIRT4X4 4.55-in x 4.55-in Post Sleeve Skirt - Classic White	
	Step 3A	VLCROWNTR08 91.5-in Crown Top Rail - Vintage Lantern	
	Step 3B	VLUNIVTBR08 91.5-in Universal Top or Bottom Rail - Vintage Lantern	
	Step 4	BKTA30RBK 30.25-in Round Aluminum Baluster Kit for 36-in Rail Height (20/box) - Charcoal Black	16 balusters required per section
	Step 5	VLRDSIK08 91.5-in Accessory Infill Kit for Round Balusters - Horizontal - Vintage Lantern	Includes assembly hardware
Accessories for 42-in Rail Height	Step 1	WT0404108APS 4.45-in x 4.45-in x 108-in Post Sleeve - Classic White (Fits over a 4x4 pressure treated post)	Substitute item for 42" Rail Height Horizontal and Stair installations; 1 required for every 2 posts
	Step 4	BKTA36RBK 36.25-in Round Aluminum Baluster Kit for 42-in Rail Height (20/box) - Charcoal Black	Substitute item for 42" Rail Height Horizontal and Stair installations
Accessories	Accessory	VLHZACCYKIT Mounting Hardware for Cut Rails - Horizontal - Vintage Lantern	Additional hardware for cut railing sections
	Accessory	VLSTACCYKIT Mounting Hardware for Cut Rails - Stair - Vintage Lantern	Additional hardware for cut railing sections
	Accessory	VL22HGASK 22.5 Degree Gasket Pack - Vintage Lantern	Gaskets for 22.5 degree angles
	Accessory	VL45RSBADAPK 45 Degree Birdsmouth Gasket Pack (4x4 Post Sleeve) - Vintage Lantern	Gaskets and hardware for 45 degree angles

SADDLE

Trex Enhance



Once you've selected your deck color, choose between one of two board profiles. Then, select a railing look that suits your style. SKUs for all of these options can be found on the following pages.

1 CHOOSE A BOARD PROFILE



Square Edge

or



Grooved Edge

2 SELECT A RAILING LOOK



Coordinate It **ES-4**



Contrast It **ES-5**



Change It Up **ES-3**

ENHANCE SADDLE DECK BOARD PROFILES

	Dimensions	Item #	Description
1-in x 6-in Decking, Square Edge	1 x 6 x 12'	SD010612ES01	.94-in x 5.5-in x 12-ft Square Enhance Saddle
	1 x 6 x 16'	SD010616ES01	.94-in x 5.5-in x 16-ft Square Enhance Saddle
	1 x 6 x 20'	SD010620ES01	.94-in x 5.5-in x 20-ft Square Enhance Saddle
1-in x 6-in Decking, Grooved Edge	1 x 6 x 12'	SD010612EG01	.94-in x 5.5-in x 12-ft Grooved Enhance Saddle
	1 x 6 x 16'	SD010616EG01	.94-in x 5.5-in x 16-ft Grooved Enhance Saddle
	1 x 6 x 20'	SD010620EG01	.94-in x 5.5-in x 20-ft Grooved Enhance Saddle



ES-4

Deck Color: Enhance Saddle
Railing Look: Coordinate It

	Railing Style Step	Item #	Description	1 required per section (unless otherwise noted)
6-ft x 36-in Horizontal Rail	Step 1	WT040439APS	4.45-in x 4.45-in x 40-in Post Sleeve - Classic White (Fits over a 4x4 pressure treated post)	
	Step 2B	PWTSKIRT4X4	4.55-in x 4.55-in Post Sleeve Skirt - Classic White	
	Step 3A	WTUNIVTBR06	67.5-in Universal Top or Bottom Rail - Classic White	
	Step 3A	Cocktail Rail Board	.94-in x 5.5-in x 12-ft Square Enhance Saddle	Deck board used on top of universal rail
	Step 3B	WTUNIVTBR06	67.5-in Universal Top or Bottom Rail - Classic White	
	Step 4	BKTA30SBK	30.25-in Square Aluminum Baluster Kit (20/box) - Charcoal Black	15 balusters required per section
	Step 5	WTASBHIK06	67.5-in Accessory Infill Kit for Square Aluminum Balusters - Horizontal - Classic White	Includes assembly hardware
6-ft x 36-in Stair Rail	Step 1	WT0404108APS	4.45-in x 4.45-in x 108-in Post Sleeve - Classic White (Fits over a 4x4 pressure treated post)	1 required for every 2 posts
	Step 2B	PWTSKIRT4X4	4.55-in x 4.55-in Post Sleeve Skirt - Classic White	
	Step 3A	WTUNIVTBR06	67.5-in Universal Top or Bottom Rail - Classic White	
	Step 3A	Cocktail Rail Board	.94-in x 5.5-in x 12-ft Square Enhance Saddle	Deck board used on top of universal rail
	Step 3B	WTUNIVTBR06	67.5-in Universal Top or Bottom Rail - Classic White	
	Step 4	BKTA30SBK	30.25-in Square Aluminum Baluster Kit (20/box) - Charcoal Black	12 balusters required per section
	Step 5	WTASBSIK06	67.5-in Accessory Infill Kit for Square Aluminum Balusters - Stair - Classic White	Includes assembly hardware
8-ft x 36-in Horizontal Rail	Step 1	WT040439APS	4.45-in x 4.45-in x 40-in Post Sleeve - Classic White (Fits over a 4x4 pressure treated post)	
	Step 2B	PWTSKIRT4X4	4.55-in x 4.55-in Post Sleeve Skirt - Classic White	
	Step 3A	WTUNIVTBR08	91.5-in Universal Top or Bottom Rail - Classic White	
	Step 3A	Cocktail Rail Board	.94-in x 5.5-in x 16-ft Square Enhance Saddle	Deck board used on top of universal rail
	Step 3B	WTUNIVTBR08	91.5-in Universal Top or Bottom Rail - Classic White	
	Step 4	BKTA30SBK	30.25-in Square Aluminum Baluster Kit (20/box) - Charcoal Black	20 balusters required per section
	Step 5	WTASBHIK08	91.5-in Accessory Infill Kit for Square Aluminum Balusters - Horizontal - Classic White	Includes assembly hardware
8-ft x 36-in Stair Rail	Step 1	WT0404108APS	4.45-in x 4.45-in x 108-in Post Sleeve - Classic White (Fits over a 4x4 pressure treated post)	1 required for every 2 posts
	Step 2B	PWTSKIRT4X4	4.55-in x 4.55-in Post Sleeve Skirt - Classic White	
	Step 3A	WTUNIVTBR08	91.5-in Universal Top or Bottom Rail - Classic White	
	Step 3A	Cocktail Rail Board	.94-in x 5.5-in x 16-ft Square Enhance Saddle	Deck board used on top of universal rail
	Step 3B	WTUNIVTBR08	91.5-in Universal Top or Bottom Rail - Classic White	
	Step 4	BKTA30SBK	30.25-in Square Aluminum Baluster Kit (20/box) - Charcoal Black	16 balusters required per section
	Step 5	WTASBSIK08	91.5-in Accessory Infill Kit for Square Aluminum Balusters - Stair - Classic White	Includes assembly hardware
Accessories for 42-in Rail Height	Step 1	WT0404108APS	4.45-in x 4.45-in x 108-in Post Sleeve - Classic White (Fits over a 4x4 pressure treated post)	Substitute item for 42-in Rail Height Horizontal and Stair installations; 1 required for every 2 posts
	Step 4	BKTA36SBK	36.25-in Square Aluminum Baluster Kit (20/box) - Charcoal Black	Substitute item for 42-in Rail Height Horizontal and Stair installations
Accessories	Accessory	WTHZACCYKIT	Mounting Hardware for Cut Rails - Horizontal - Classic White	Additional hardware for cut railing sections
	Accessory	WTSTACCYKIT	Mounting Hardware for Cut Rails - Stair - Classic White	Additional hardware for cut railing sections
	Accessory	WT22HGASK	22.5 Degree Gasket Pack - Classic White	Gaskets for 22.5 degree angles
	Accessory	WT45RSBADAPK	45 Degree Birdsmouth Gasket Pack (4x4 Post Sleeve) - Classic White	Gaskets and hardware for 45 degree angles



ES-5

Deck Color: Enhance Saddle
Railing Look: Contrast It

	Railing Style Step	Item #	Description	1 required per section (unless otherwise noted)
6-ft x 36-in Horizontal Rail	Step 1	WT040439APS	4.45-in x 4.45-in x 40-in Post Sleeve - Classic White (Fits over a 4x4 pressure treated post)	
	Step 2A	PWTSQCAP4X4	4.55-in x 4.55-in Post Sleeve Flat Cap - Classic White	
	Step 2B	PWTSKIRT4X4	4.55-in x 4.55-in Post Sleeve Skirt - Classic White	
	Step 3A	WTCROWNTR06	67.5-in Crown Top Rail - Classic White	
	Step 3B	WTUNIVTBR06	67.5-in Universal Top or Bottom Rail - Classic White	
	Step 4	WT020230SBK	30.375-in Square Baluster Kit (16/box) - Classic White	13 balusters required per section
	Step 5	WTSQHIK06	67.5-in Accessory Infill Kit for Square Balusters - Horizontal - Classic White	Includes assembly hardware
6-ft x 36-in Stair Rail	Step 1	WT0404108APS	4.45-in x 4.45-in x 108-in Post Sleeve - Classic White (Fits over a 4x4 pressure treated post)	1 required for every 2 posts
	Step 2A	PWTSQCAP4X4	4.55-in x 4.55-in Post Sleeve Flat Cap - Classic White	
	Step 2B	PWTSKIRT4X4	4.55-in x 4.55-in Post Sleeve Skirt - Classic White	
	Step 3A	WTCROWNTR06	67.5-in Crown Top Rail - Classic White	
	Step 3B	WTUNIVTBR06	67.5-in Universal Top or Bottom Rail - Classic White	
	Step 4	WT020230SBK	30.375-in Square Baluster Kit (16/box) - Classic White	11 balusters required per section
	Step 5	WTSQSIK06	67.5-in Accessory Infill Kit for Square Balusters - Stair - Classic White	Includes assembly hardware
8-ft x 36-in Horizontal Rail	Step 1	WT040439APS	4.45-in x 4.45-in x 40-in Post Sleeve - Classic White (Fits over a 4x4 pressure treated post)	
	Step 2A	PWTSQCAP4X4	4.55-in x 4.55-in Post Sleeve Flat Cap - Classic White	
	Step 2B	PWTSKIRT4X4	4.55-in x 4.55-in Post Sleeve Skirt - Classic White	
	Step 3A	WTCROWNTR08	91.5-in Crown Top Rail - Classic White	
	Step 3B	WTUNIVTBR08	91.5-in Universal Top or Bottom Rail - Classic White	
	Step 4	WT020230SBK	30.375-in Square Baluster Kit (16/box) - Classic White	18 balusters required per section
	Step 5	WTSQHIK08	91.5-in Accessory Infill Kit for Square Balusters - Horizontal - Classic White	Includes assembly hardware
8-ft x 36-in Stair Rail	Step 1	WT0404108APS	4.45-in x 4.45-in x 108-in Post Sleeve - Classic White (Fits over a 4x4 pressure treated post)	1 required for every 2 posts
	Step 2A	PWTSQCAP4X4	4.55-in x 4.55-in Post Sleeve Flat Cap - Classic White	
	Step 2B	PWTSKIRT4X4	4.55-in x 4.55-in Post Sleeve Skirt - Classic White	
	Step 3A	WTCROWNTR08	91.5-in Crown Top Rail - Classic White	
	Step 3B	WTUNIVTBR08	91.5-in Universal Top or Bottom Rail - Classic White	
	Step 4	WT020230SBK	30.375-in Square Baluster Kit (16/box) - Classic White	15 balusters required per section
	Step 5	WTSQSIK08	91.5-in Accessory Infill Kit for Square Balusters - Stair - Classic White	Includes assembly hardware
Accessories for 42-in Rail Height	Step 1	WT0404108APS	4.45-in x 4.45-in x 108-in Post Sleeve - Classic White (Fits over a 4x4 pressure treated post)	Substitute item for 42-in Rail Height Horizontal and Stair installations; 1 required for every 2 posts
	Step 4	WT020236SBK	36.375-in Square Baluster Kit (16/box) - Classic White (108-in Post Sleeve required for assembly)	Substitute item for 42-in Rail Height Horizontal and Stair installations
Accessories	Accessory	WTHZACCYKIT	Mounting Hardware for Cut Rails - Horizontal - Classic White	Additional hardware for cut railing sections
	Accessory	WTSTACCYKIT	Mounting Hardware for Cut Rails - Stair - Classic White	Additional hardware for cut railing sections
	Accessory	WT22HGASK	22.5 Degree Gasket Pack - Classic White	Gaskets for 22.5 degree angles
	Accessory	WT45RSBADAPK	45 Degree Birdsmouth Gasket Pack (4x4 Post Sleeve) - Classic White	Gaskets and hardware for 45 degree angles



ES-3

Deck Color: Enhance Saddle
Railing Look: Change It Up

	Railing Style Step	Item #	Description	1 required per section (unless otherwise noted)
6-ft x 36-in Horizontal Rail	Step 1	VL040439APS	4.45-in x 4.45-in x 40-in Post Sleeve - Vintage Lantern (Fits over a 4x4 pressure treated post)	
	Step 2A	PVLSQCAP4X4	4.55-in x 4.55-in Post Sleeve Flat Cap - Vintage Lantern	
	Step 2B	PVLSKIRT4X4	4.55-in x 4.55-in Post Sleeve Skirt - Vintage Lantern	
	Steps 3, 4 & 5	BKAS0636HRK	72-in x 36-in Reveal Rail Kit w. Square Balusters - Horizontal - Charcoal Black	
6-ft x 36-in Stair Rail	Step 1	VL0404108APS	4.45-in x 4.45-in x 108-in Post Sleeve - Vintage Lantern (Fits over a 4x4 pressure treated post)	1 required for every 2 posts
	Step 2A	PVLSQCAP4X4	4.55-in x 4.55-in Post Sleeve Flat Cap - Vintage Lantern	
	Step 2B	PVLSKIRT4X4	4.55-in x 4.55-in Post Sleeve Skirt - Vintage Lantern	
	Steps 3, 4 & 5	BKAS0636SRK	72-in x 36-in Reveal Rail Kit w. Square Balusters - Stair - Charcoal Black	
8-ft x 36-in Horizontal Rail	Step 1	VL040439APS	4.45-in x 4.45-in x 40-in Post Sleeve - Vintage Lantern (Fits over a 4x4 pressure treated post)	
	Step 2A	PVLSQCAP4X4	4.55-in x 4.55-in Post Sleeve Flat Cap - Vintage Lantern	
	Step 2B	PVLSKIRT4X4	4.55-in x 4.55-in Post Sleeve Skirt - Vintage Lantern	
	Steps 3, 4 & 5	BKAS0836HRK	96-in x 36-in Reveal Rail Kit w. Square Balusters - Horizontal - Charcoal Black	
8-ft x 36-in Stair Rail	Step 1	VL0404108APS	4.45-in x 4.45-in x 108-in Post Sleeve - Vintage Lantern (Fits over a 4x4 pressure treated post)	1 required for every 2 posts
	Step 2A	PVLSQCAP4X4	4.55-in x 4.55-in Post Sleeve Flat Cap - Vintage Lantern	
	Step 2B	PVLSKIRT4X4	4.55-in x 4.55-in Post Sleeve Skirt - Vintage Lantern	
	Steps 3, 4 & 5	BKAS0836SRK	96-in x 36-in Reveal Rail Kit w. Square Balusters - Stair - Charcoal Black	
Accessories for 42-in Rail Height	Step 1	VL0404108APS	4.45-in x 4.45-in x 108-in Post Sleeve - Vintage Lantern (Fits over a 4x4 pressure treated post)	Substitute item for 42-in Rail Height Horizontal and Stair installations; 1 required for every 2 posts
	Steps 3, 4 & 5, 6-ft	BKAS0642HRK	72-in x 42-in Reveal Rail Kit w. Square Balusters - Horizontal - Charcoal Black	Substitute item for 42-in Rail Height Horizontal installations
	Steps 3, 4 & 5, 6-ft	BKAS0642SRK	72-in x 42-in Reveal Rail Kit w. Square Balusters - Stair - Charcoal Black	Substitute item for 42-in Rail Height Stair installations
	Steps 3, 4 & 5, 8-ft	BKAS0842HRK	96-in x 42-in Reveal Rail Kit w. Square Balusters - Horizontal - Charcoal Black	Substitute item for 42-in Rail Height Horizontal installations
	Steps 3, 4 & 5, 8-ft	BKAS0842SRK	96-in x 42-in Reveal Rail Kit w. Square Balusters - Stair - Charcoal Black	Substitute item for 42-in Rail Height Stair installations
Accessories	Accessory	BKFHBKTAL	Reveal Cut Kit - Fixed Bracket - Horizontal (4/pack) - Charcoal Black	Additional hardware for cut railing sections
	Accessory	BKFSBKTAL	Reveal Cut Kit - Fixed Bracket - Stair (4/pack) - Charcoal Black	Additional hardware for cut railing sections
	Accessory	BKSWHBKTAL	Reveal Swivel Bracket - Horizontal (2/pack) - Charcoal Black	Additional hardware for cut angled railing sections

SADDLE

Trex Select



Once you've selected your deck color, choose between one of two board profiles. Then, select a railing look that suits your style. SKUs for all of these options can be found on the following pages.

1 CHOOSE A BOARD PROFILE



Square Edge

or



Grooved Edge

2 SELECT A RAILING LOOK



Coordinate It **SS-1**



Contrast It **SS-2**



Change It Up **SS-3**

SELECT SADDLE DECK BOARD PROFILES

	Dimensions	Item #	Description
1-in x 6-in Decking, Square Edge	1 x 6 x 12'	SD010612SS01	.82-in x 5.5-in x 12-ft Square Select Saddle
	1 x 6 x 16'	SD010616SS01	.82-in x 5.5-in x 16-ft Square Select Saddle
	1 x 6 x 20'	SD010620SS01	.82-in x 5.5-in x 20-ft Square Select Saddle
1-in x 6-in Decking, Grooved Edge	1 x 6 x 12'	SD010612SG01	.82-in x 5.5-in x 12-ft Grooved Select Saddle
	1 x 6 x 16'	SD010616SG01	.82-in x 5.5-in x 16-ft Grooved Select Saddle
	1 x 6 x 20'	SD010620SG01	.82-in x 5.5-in x 20-ft Grooved Select Saddle


SS-1

Deck Color: Select Saddle
Railing Look: Coordinate It

	Railing Style Step	Item #	Description	1 required per section (unless otherwise noted)
6-ft x 36-in Horizontal Rail	Step 1	WT040439APS	4.45-in x 4.45-in x 40-in Post Sleeve - Classic White (Fits over a 4x4 pressure treated post)	
	Step 2B	PWTSKIRT4X4	4.55-in x 4.55-in Post Sleeve Skirt - Classic White	
	Step 3A	WTUNIVTBR06	67.5-in Universal Top or Bottom Rail - Classic White	
	Step 3A	Cocktail Rail Board	.94-in x 5.5-in x 12-ft Square Select Saddle	Deck board used on top of universal rail
	Step 3B	WTUNIVTBR06	67.5-in Universal Top or Bottom Rail - Classic White	
	Step 4	BKTA30RBK	30.25-in Round Aluminum Baluster Kit (20/box) - Charcoal Black	15 balusters required per section
	Step 5	WTRDHIK06	67.5-in Accessory Infill Kit for Round Balusters - Horizontal - Classic White	Assembly hardware included
6-ft x 36-in Stair Rail	Step 1	WT0404108APS	4.45-in x 4.45-in x 108-in Post Sleeve - Classic White (Fits over a 4x4 pressure treated post)	1 required for every 2 posts
	Step 2B	PWTSKIRT4X4	4.55-in x 4.55-in Post Sleeve Skirt - Classic White	
	Step 3A	WTUNIVTBR06	67.5-in Universal Top or Bottom Rail - Classic White	
	Step 3A	Cocktail Rail Board	.94-in x 5.5-in x 12-ft Square Select Saddle	Deck board used on top of universal rail
	Step 3B	WTUNIVTBR06	67.5-in Universal Top or Bottom Rail - Classic White	
	Step 4	BKTA30RBK	30.25-in Round Aluminum Baluster Kit (20/box) - Charcoal Black	12 balusters required per section
	Step 5	WTRDSIK06	67.5-in Accessory Infill Kit for Round Balusters - Stair - Classic White	Assembly hardware included
8-ft x 36-in Horizontal Rail	Step 1	WT040439APS	4.45-in x 4.45-in x 40-in Post Sleeve - Classic White (Fits over a 4x4 pressure treated post)	
	Step 2B	PWTSKIRT4X4	4.55-in x 4.55-in Post Sleeve Skirt - Classic White	
	Step 3A	WTUNIVTBR08	91.5-in Universal Top or Bottom Rail - Classic White	
	Other	Cocktail Rail Board	.94-in x 5.5-in x 16-ft Square Select Saddle	Deck board used on top of universal rail
	Step 3B	WTUNIVTBR08	91.5-in Universal Top or Bottom Rail - Classic White	
	Step 4	BKTA30RBK	30.25-in Round Aluminum Baluster Kit (20/box) - Charcoal Black	20 balusters required per section
	Step 5	WTRDHIK08	91.5-in Accessory Infill Kit for Round Balusters - Horizontal - Classic White	Assembly hardware included
8-ft x 36-in Stair Rail	Step 1	WT0404108APS	4.45-in x 4.45-in x 108-in Post Sleeve - Classic White (Fits over a 4x4 pressure treated post)	1 required for every 2 posts
	Step 2B	PWTSKIRT4X4	4.55-in x 4.55-in Post Sleeve Skirt - Classic White	
	Step 3A	WTUNIVTBR08	91.5-in Universal Top or Bottom Rail - Classic White	
	Step 3A	Cocktail Rail Board	.94-in x 5.5-in x 16-ft Square Select Saddle	Deck board used on top of universal rail
	Step 3B	WTUNIVTBR08	91.5-in Universal Top or Bottom Rail - Classic White	16 balusters required per section
	Step 4	WT020230SBK	30.25-in Round Aluminum Baluster Kit (20/box) - Charcoal Black	
	Step 5	WTSQSIK08	91.5-in Accessory Infill Kit for Round Balusters - Stair - Classic White	Assembly hardware included
Accessories for 42-in Rail Height	Step 1	WT0404108APS	4.45-in x 4.45-in x 108-in Post Sleeve - Classic White (Fits over a 4x4 pressure treated post)	Substitute item for 42-in Rail Height Horizontal and Stair installations; 1 required for every 2 posts
	Step 4	BKTA36RBK	36.25-in Round Aluminum Baluster Kit (20/box) - Charcoal Black	Substitute item for 42-in Rail Height Horizontal and Stair installations
Accessories	Accessory	WTHZACCYKIT	Mounting Hardware for Cut Rails - Horizontal - Classic White	Additional hardware for cut railing sections
	Accessory	WTSTACCYKIT	Mounting Hardware for Cut Rails - Stair - Classic White	Additional hardware for cut railing sections
	Accessory	WT22HGASK	22.5 Degree Gasket Pack - Classic White	Gaskets for 22.5 degree angles
	Accessory	WT45RSBADAPK	45 Degree Birdsmouth Gasket Pack (4x4 Post Sleeve) - Classic White	Gaskets and hardware for 45 degree angles



SS-2

Deck Color: Select Saddle
Railing Look: Contrast It

	Railing Style Step	Item #	Description	1 required per section (unless otherwise noted)
6-ft x 36-in Horizontal Rail	Step 1	WT040439APS	4.45-in x 4.45-in x 40-in Post Sleeve - Classic White (Fits over a 4x4 pressure treated post)	
	Step 2A	PWTSQCAP4X4	4.55-in x 4.55-in Post Sleeve Flat Cap - Classic White	
	Step 2B	PWTSKIRT4X4	4.55-in x 4.55-in Post Sleeve Skirt - Classic White	
	Steps 3, 4 & 5	WT0636HSELK	67.5-in x 36-in Select Rail Kit w. Square Balusters - Horizontal - Classic White	
6-ft x 36-in Stair Rail	Step 1	WT0404108APS	4.45-in x 4.45-in x 108-in Post Sleeve - Classic White (Fits over a 4x4 pressure treated post)	1 required for every 2 posts
	Step 2A	PWTSQCAP4X4	4.55-in x 4.55-in Post Sleeve Flat Cap - Classic White	
	Step 2B	PWTSKIRT4X4	4.55-in x 4.55-in Post Sleeve Skirt - Classic White	
	Steps 3, 4 & 5	WT0636SSELK	67.5-in x 36-in Select Rail Kit w. Square Balusters - Stair - Classic White	
8-ft x 36-in Horizontal Rail	Step 1	WT040439APS	4.45-in x 4.45-in x 40-in Post Sleeve - Classic White (Fits over a 4x4 pressure treated post)	
	Step 2A	PWTSQCAP4X4	4.55-in x 4.55-in Post Sleeve Flat Cap - Classic White	
	Step 2B	PWTSKIRT4X4	4.55-in x 4.55-in Post Sleeve Skirt - Classic White	
	Steps 3, 4 & 5	WT0836HSELK	91.5-in x 36-in Select Rail Kit w. Square Balusters - Horizontal - Classic White	
8-ft x 36-in Stair Rail	Step 1	WT0404108APS	4.45-in x 4.45-in x 108-in Post Sleeve - Classic White (Fits over a 4x4 pressure treated post)	1 required for every 2 posts
	Step 2A	PWTSQCAP4X4	4.55-in x 4.55-in Post Sleeve Flat Cap - Classic White	
	Step 2B	PWTSKIRT4X4	4.55-in x 4.55-in Post Sleeve Skirt - Classic White	
	Steps 3, 4 & 5	WT0836SSELK	91.5-in x 36-in Select Rail Kit w. Square Balusters - Stair - Classic White	
Accessories	Accessory	WTHSEL CUT	Mounting Hardware for Cut Select Rails - Horizontal - Classic White	Additional hardware for cut railing sections
	Accessory	WTSSSEL CUT	Mounting Hardware for Cut Select Rails - Stair - Classic White	1 required for every 2 posts
	Accessory	WTSEL45ADP	45 Degree Adapter Kit for Select - Classic White	



SS-3

Deck Color: Select Saddle
Railing Look: Change It Up

	Railing Style Step	Item #	Description	1 required per section (unless otherwise noted)
6-ft x 36-in Horizontal Rail	Step 1/2	BKAL252537RCAP	2.5-in x 2.5-in x 37-in Reveal Post w. Cap & Skirt - Horizontal - Charcoal Black	
	Steps 3, 4 & 5	BKAS0636HRK	72-in x 36-in Reveal Rail Kit w. Square Balusters - Horizontal - Charcoal Black	
6-ft x 36-in Stair Rail	Step 1/2	BKAL252553RCAP	2.5-in x 2.5-in x 53-in Reveal Post w. Cap & Skirt - Stair - Charcoal Black	
	Steps 3, 4 & 5	BKAS0636SRK	72-in x 36-in Reveal Rail Kit w. Square Balusters - Stair - Charcoal Black	
8-ft x 36-in Horizontal Rail	Step 1/2	BKAL252537RCAP	2.5-in x 2.5-in x 37-in Reveal Post w. Cap & Skirt - Horizontal - Charcoal Black	
	Steps 3, 4 & 5	BKAS0836HRK	96-in x 36-in Reveal Rail Kit w. Square Balusters - Horizontal - Charcoal Black	
8-ft x 36-in Stair Rail	Step 1/2	BKAL252553RCAP	2.5-in x 2.5-in x 53-in Reveal Post w. Cap & Skirt - Stair - Charcoal Black	
	Steps 3, 4 & 5	BKAS0836SRK	96-in x 36-in Reveal Rail Kit w. Square Balusters - Stair - Charcoal Black	
Accessories for 42-in Rail Height	Step 1/2	BKAL252543RCAP	2.5-in x 2.5-in x 43-in Reveal Post w. Cap & Skirt - Horizontal - Charcoal Black	Substitute item for 42-in Rail Height Horizontal installations
	Step 1/2	BKAL252542RCCP	2.5-in x 2.5-in x 42-in Reveal Crossover Post - Charcoal Black	Substitute item for 42-in Rail Height Horizontal installations (Crossover style)
	Steps 3, 4 & 5, 6-ft	BKAS0642HRK	72-in x 42-in Reveal Rail Kit w. Square Balusters - Horizontal - Charcoal Black	Substitute item for 42-in Rail Height Horizontal installations
	Steps 3, 4 & 5, 6-ft	BKAS0642SRK	72-in x 42-in Reveal Rail Kit w. Square Balusters - Stair - Charcoal Black	Substitute item for 42-in Rail Height Stair installations
	Steps 3, 4 & 5, 8-ft	BKAS0842HRK	96-in x 42-in Reveal Rail Kit w. Square Balusters - Horizontal - Charcoal Black	Substitute item for 42-in Rail Height Horizontal installations
	Steps 3, 4 & 5, 8-ft	BKAS0842SRK	96-in x 42-in Reveal Rail Kit w. Square Balusters - Stair - Charcoal Black	Substitute item for 42-in Rail Height Stair installations
Accessories	Accessory	ALPOSTHWDECK	Aluminum Plate and Hardware (For use with 2.5-in Aluminum Post and 2.5-in Aluminum Crossover Post only)	1 required per post
	Accessory	BKFHBKTAL	Reveal Cut Kit - Fixed Bracket - Horizontal (4/pack) - Charcoal Black	Additional hardware for cut railing sections
	Accessory	BKFSBKTAL	Reveal Cut Kit - Fixed Bracket - Stair (4/pack) - Charcoal Black	
	Accessory	BKSWHBKTAL	Reveal Swivel Bracket - Horizontal (2/pack) - Charcoal Black	Hardware for angled rail connections
	Accessory	BK25RCSWSCBKTAL	Reveal 2.5-in Swivel Crossover Bracket - Stair (1/pack) - Charcoal Black	
	Accessory	BKAL252536RCCP	2.5-in x 2.5-in x 36-in Reveal Crossover Post - Charcoal Black	

TIKI TORCH

Trex Transcend



Once you've selected your deck color, choose between one of two board profiles. Then, select a railing look that suits your style. SKUs for all of these options can be found on the following pages.

1 CHOOSE A BOARD PROFILE



Square Edge

or



Grooved Edge

2 SELECT A RAILING LOOK



Coordinate It **TT-1**



Contrast It **TT-2**



Change It Up **TT-3**

TIKI TORCH DECK BOARD PROFILES

	Dimensions	Item #	Description
1-in x 6-in Decking, Square Edge	1 x 6 x 12'	TT010612TS01	.94-in x 5.5-in x 12-ft Square Transcend Tiki Torch
	1 x 6 x 16'	TT010616TS01	.94-in x 5.5-in x 16-ft Square Transcend Tiki Torch
	1 x 6 x 20'	TT010620TS01	.94-in x 5.5-in x 20-ft Square Transcend Tiki Torch
1-in x 6-in Decking, Grooved Edge	1 x 6 x 12'	TT010612TG01	.94-in x 5.5-in x 12-ft Grooved Transcend Tiki Torch
	1 x 6 x 16'	TT010616TG01	.94-in x 5.5-in x 16-ft Grooved Transcend Tiki Torch
	1 x 6 x 20'	TT010620TG01	.94-in x 5.5-in x 20-ft Grooved Transcend Tiki Torch



TT-1

Deck Color: Transcend Tiki Torch
Railing Look: Coordinate It

	Railing Style Step	Item #	Description	1 required per section (unless otherwise noted)
6-ft x 36-in Horizontal Rail	Step 1	BK040439APS	4.45-in x 4.45-in x 40-in Post Sleeve - Charcoal Black (Fits over a 4x4 pressure treated post)	
	Step 2B	PBKSIRT4X4	4.55-in x 4.55-in Post Sleeve Skirt - Charcoal Black	
	Step 3A	BKUNIVTBRO6	67.5-in Universal Top or Bottom Rail - Charcoal Black	
	Step 3A	Cocktail Rail Board	.94-in x 5.5-in x 12-ft Square Transcend Tiki Torch	Deck board used on top of universal rail
	Step 3B	BKUNIVTBRO6	67.5-in Universal Top or Bottom Rail - Charcoal Black	
	Step 4	BKTA3OSBK	30.25-in Square Aluminum Baluster Kit (20/box) - Charcoal Black	15 balusters required per section
	Step 5	BKASBHIK06	67.5-in Accessory Infill Kit for Square Aluminum Balusters - Horizontal - Charcoal Black	Includes assembly hardware
6-ft x 36-in Stair Rail	Step 1	BK0404108APS	4.45-in x 4.45-in x 108-in Post Sleeve - Charcoal Black (Fits over a 4x4 pressure treated post)	1 required for every 2 posts
	Step 2B	PBKSIRT4X4	4.55-in x 4.55-in Post Sleeve Skirt - Charcoal Black	
	Step 3A	BKUNIVTBRO6	67.5-in Universal Top or Bottom Rail - Charcoal Black	
	Step 3A	Cocktail Rail Board	.94-in x 5.5-in x 12-ft Square Transcend Tiki Torch	Deck board used on top of universal rail
	Step 3B	BKUNIVTBRO6	67.5-in Universal Top or Bottom Rail - Charcoal Black	
	Step 4	BKTA3OSBK	30.25-in Square Aluminum Baluster Kit (20/box) - Charcoal Black	12 balusters required per section
	Step 5	BKASBSIK06	67.5-in Accessory Infill Kit for Square Aluminum Balusters - Stair - Charcoal Black	Includes assembly hardware
8-ft x 36-in Horizontal Rail	Step 1	BK040439APS	4.45-in x 4.45-in x 40-in Post Sleeve - Charcoal Black (Fits over a 4x4 pressure treated post)	
	Step 2B	PBKSIRT4X4	4.55-in x 4.55-in Post Sleeve Skirt - Charcoal Black	
	Step 3A	BKUNIVTBRO8	91.5-in Universal Top or Bottom Rail - Charcoal Black	
	Step 3A	Cocktail Rail Board	.94-in x 5.5-in x 16-ft Square Transcend Tiki Torch	Deck board used on top of universal rail
	Step 3B	BKUNIVTBRO8	91.5-in Universal Top or Bottom Rail - Charcoal Black	
	Step 4	BKTA3OSBK	30.25-in Square Aluminum Baluster Kit (20/box) - Charcoal Black	20 balusters required per section
	Step 5	BKASBHIK08	91.5-in Accessory Infill Kit for Square Aluminum Balusters - Horizontal - Charcoal Black	Includes assembly hardware
8-ft x 36-in Stair Rail	Step 1	BK0404108APS	4.45-in x 4.45-in x 108-in Post Sleeve - Charcoal Black (Fits over a 4x4 pressure treated post)	1 required for every 2 posts
	Step 2B	PBKSIRT4X4	4.55-in x 4.55-in Post Sleeve Skirt - Charcoal Black	
	Step 3A	BKUNIVTBRO8	91.5-in Universal Top or Bottom Rail - Charcoal Black	
	Step 3A	Cocktail Rail Board	.94-in x 5.5-in x 16-ft Square Transcend Tiki Torch	Deck board used on top of universal rail
	Step 3B	BKUNIVTBRO8	91.5-in Universal Top or Bottom Rail - Charcoal Black	
	Step 4	BKTA3OSBK	30.25-in Square Aluminum Baluster Kit (20/box) - Charcoal Black	16 balusters required per section
	Step 5	BKASBSIK08	91.5-in Accessory Infill Kit for Square Aluminum Balusters - Stair - Charcoal Black	Includes assembly hardware
Accessories for 42-in Rail Height	Step 1	BK0404108APS	4.45-in x 4.45-in x 108-in Post Sleeve - Charcoal Black (Fits over a 4x4 pressure treated post)	Substitute item for 42-in Rail Height Horizontal and Stair installations; 1 required for every 2 posts
	Step 4	BKTA36SBK	36.25-in Square Aluminum Baluster Kit (20/box) - Charcoal Black	Substitute item for 42-in Rail Height Horizontal and Stair installations
Accessories	Accessory	BKHZACCYKIT	Mounting Hardware for Cut Rails - Horizontal - Charcoal Black	Additional hardware for cut railing sections
	Accessory	BKSTACCYKIT	Mounting Hardware for Cut Rails - Stair - Charcoal Black	Additional hardware for cut railing sections
	Accessory	BK22HGASK	22.5 Degree Gasket Pack - Charcoal Black	Gaskets for 22.5 degree angles
	Accessory	BK45RSBADAPK	45 Degree Birdsmouth Gasket Pack (4x4 Post Sleeve) - Charcoal Black	Gaskets and hardware for 45 degree angles



TT-2

Deck Color: Transcend Tiki Torch
Railing Look: Contrast It

	Railing Style Step	Item #	Description	1 required per section (unless otherwise noted)
6-ft x 36-in Horizontal Rail	Step 1	WT040439APS	4.45-in x 4.45-in x 40-in Post Sleeve - Classic White (Fits over a 4x4 pressure treated post)	
	Step 2A	PWTSQCAP4X4	4.55-in x 4.55-in Post Sleeve Flat Cap - Classic White	
	Step 2B	PWTSKIRT4X4	4.55-in x 4.55-in Post Sleeve Skirt - Classic White	
	Step 3A	WTCROWNTR06	67.5-in Crown Top Rail - Classic White	
	Step 3B	WTUNIVTBR06	67.5-in Universal Top or Bottom Rail - Classic White	
	Step 4	WT020230SBK	30.375-in Square Baluster Kit (16/box) - Classic White	13 balusters required per section
	Step 5	WTSQHIK06	67.5-in Accessory Infill Kit for Square Balusters - Horizontal - Classic White	Includes assembly hardware
6-ft x 36-in Stair Rail	Step 1	WT0404108APS	4.45-in x 4.45-in x 108-in Post Sleeve - Classic White (Fits over a 4x4 pressure treated post)	1 required for every 2 posts
	Step 2A	PWTSQCAP4X4	4.55-in x 4.55-in Post Sleeve Flat Cap - Classic White	
	Step 2B	PWTSKIRT4X4	4.55-in x 4.55-in Post Sleeve Skirt - Classic White	
	Step 3A	WTCROWNTR06	67.5-in Crown Top Rail - Classic White	
	Step 3B	WTUNIVTBR06	67.5-in Universal Top or Bottom Rail - Classic White	
	Step 4	WT020230SBK	30.375-in Square Baluster Kit (16/box) - Classic White	11 balusters required per section
	Step 5	WTSQSIK06	67.5-in Accessory Infill Kit for Square Balusters - Stair - Classic White	Includes assembly hardware
8-ft x 36-in Horizontal Rail	Step 1	WT040439APS	4.45-in x 4.45-in x 40-in Post Sleeve - Classic White (Fits over a 4x4 pressure treated post)	
	Step 2A	PWTSQCAP4X4	4.55-in x 4.55-in Post Sleeve Flat Cap - Classic White	
	Step 2B	PWTSKIRT4X4	4.55-in x 4.55-in Post Sleeve Skirt - Classic White	
	Step 3A	WTCROWNTR08	91.5-in Crown Top Rail - Classic White	
	Step 3B	WTUNIVTBR08	91.5-in Universal Top or Bottom Rail - Classic White	
	Step 4	WT020230SBK	30.375-in Square Baluster Kit (16/box) - Classic White	18 balusters required per section
	Step 5	WTSQHIK08	91.5-in Accessory Infill Kit for Square Balusters - Horizontal - Classic White	Includes assembly hardware
8-ft x 36-in Stair Rail	Step 1	WT0404108APS	4.45-in x 4.45-in x 108-in Post Sleeve - Classic White (Fits over a 4x4 pressure treated post)	1 required for every 2 posts
	Step 2A	PWTSQCAP4X4	4.55-in x 4.55-in Post Sleeve Flat Cap - Classic White	
	Step 2B	PWTSKIRT4X4	4.55-in x 4.55-in Post Sleeve Skirt - Classic White	
	Step 3A	WTCROWNTR08	91.5-in Crown Top Rail - Classic White	
	Step 3B	WTUNIVTBR08	91.5-in Universal Top or Bottom Rail - Classic White	
	Step 4	WT020230SBK	30.375-in Square Baluster Kit (16/box) - Classic White	15 balusters required per section
	Step 5	WTSQSIK08	91.5-in Accessory Infill Kit for Square Balusters - Stair - Classic White	Includes assembly hardware
Accessories for 42-in Rail Height	Step 1	WT0404108APS	4.45-in x 4.45-in x 108-in Post Sleeve - Classic White (Fits over a 4x4 pressure treated post)	Substitute item for 42-in Rail Height Horizontal and Stair installations; 1 required for every 2 posts
	Step 4	WT020236SBK	36.375-in Square Baluster Kit (16/box) - Classic White (108-in Post Sleeve required for assembly)	Substitute item for 42-in Rail Height Horizontal and Stair installations
Accessories	Accessory	WTHZACCYKIT	Mounting Hardware for Cut Rails - Horizontal - Classic White	Additional hardware for cut railing sections
	Accessory	WTSTACCYKIT	Mounting Hardware for Cut Rails - Stair - Classic White	Additional hardware for cut railing sections
	Accessory	WT22HGASK	22.5 Degree Gasket Pack - Classic White	Gaskets for 22.5 degree angles
	Accessory	WT45RSBADAPK	45 Degree Birdsmouth Gasket Pack (4x4 Post Sleeve) - Classic White	Gaskets and hardware for 45 degree angles




TT-3

Deck Color: Transcend Tiki Torch
Railing Look: Change It Up

	Railing Style Step	Item #	Description	1 required per section (unless otherwise noted)
6-ft x 36-in Horizontal Rail	Step 1	WT040439APS	4.45-in x 4.45-in x 40-in Post Sleeve - Classic White (Fits over a 4x4 pressure treated post)	
	Step 2A	PWTSQCAP4X4	4.55-in x 4.55-in Post Sleeve Flat Cap - Classic White	
	Step 2B	PWTSKIRT4X4	4.55-in x 4.55-in Post Sleeve Skirt - Classic White	
	Steps 3, 4 & 5	BZAS0636HRK	72-in x 36-in Reveal Rail Kit w. Square Balusters - Horizontal - Bronze	
6-ft x 36-in Stair Rail	Step 1	WT0404108APS	4.45-in x 4.45-in x 108-in Post Sleeve - Classic White (Fits over a 4x4 pressure treated post)	1 required for every 2 posts
	Step 2A	PWTSQCAP4X4	4.55-in x 4.55-in Post Sleeve Flat Cap - Classic White	
	Step 2B	PWTSKIRT4X4	4.55-in x 4.55-in Post Sleeve Skirt - Classic White	
	Steps 3, 4 & 5	BZAS0636SRK	72-in x 36-in Reveal Rail Kit w. Square Balusters - Stair - Bronze	
8-ft x 36-in Horizontal Rail	Step 1	WT040439APS	4.45-in x 4.45-in x 40-in Post Sleeve - Classic White (Fits over a 4x4 pressure treated post)	
	Step 2A	PWTSQCAP4X4	4.55-in x 4.55-in Post Sleeve Flat Cap - Classic White	
	Step 2B	PWTSKIRT4X4	4.55-in x 4.55-in Post Sleeve Skirt - Classic White	
	Steps 3, 4 & 5	BZAS0836HRK	96-in x 36-in Reveal Rail Kit w. Square Balusters - Horizontal - Bronze	
8-ft x 36-in Stair Rail	Step 1	WT0404108APS	4.45-in x 4.45-in x 108-in Post Sleeve - Classic White (Fits over a 4x4 pressure treated post)	1 required for every 2 posts
	Step 2A	PWTSQCAP4X4	4.55-in x 4.55-in Post Sleeve Flat Cap - Classic White	
	Step 2B	PWTSKIRT4X4	4.55-in x 4.55-in Post Sleeve Skirt - Classic White	
	Steps 3, 4 & 5	BZAS0836SRK	96-in x 36-in Reveal Rail Kit w. Square Balusters - Stair - Bronze	
Accessories for 42-in Rail Height	Step 1	WT0404108APS	4.45-in x 4.45-in x 108-in Post Sleeve - Classic White (Fits over a 4x4 pressure treated post)	Substitute item for 42-in Rail Height Horizontal and Stair installations; 1 required for every 2 posts
	Steps 3, 4 & 5, 6-ft	BZAS0642HRK	72-in x 42-in Reveal Rail Kit w. Square Balusters - Horizontal - Bronze	Substitute item for 42-in Rail Height Horizontal installations
	Steps 3, 4 & 5, 6-ft	BZAS0642SRK	72-in x 42-in Reveal Rail Kit w. Square Balusters - Stair - Bronze	Substitute item for 42-in Rail Height Stair installations
	Steps 3, 4 & 5, 8-ft	BZAS0842HRK	96-in x 42-in Reveal Rail Kit w. Square Balusters - Horizontal - Bronze	Substitute item for 42-in Rail Height Horizontal installations
	Steps 3, 4 & 5, 8-ft	BZAS0842SRK	96-in x 42-in Reveal Rail Kit w. Square Balusters - Stair - Bronze	Substitute item for 42-in Rail Height Stair installations
Accessories	Accessory	BZFBKTAL	Reveal Cut Kit - Fixed Bracket - Horizontal (4/pack) - Bronze	Additional hardware for cut railing sections
	Accessory	BZFSBKTAL	Reveal Cut Kit - Fixed Bracket - Stair (4/pack) - Bronze	Additional hardware for cut railing sections
	Accessory	BZSWHBKTAL	Reveal Swivel Bracket - Horizontal (2/pack) - Bronze	Additional hardware for cut angled railing sections

TREE HOUSE

Trex Transcend



Once you've selected your deck color, choose between one of two board profiles. Then, select a railing look that suits your style. SKUs for all of these options can be found on the following pages.

1 CHOOSE A BOARD PROFILE



Square Edge

or



Grooved Edge

2 SELECT A RAILING LOOK



Coordinate It **TH-1**



Contrast It **TH-2**



Change It Up **TH-3**

TREE HOUSE DECK BOARD PROFILES

	Dimensions	Item #	Description
1-in x 6-in Decking, Square Edge	1 x 6 x 12'	TH010612TS01	.94-in x 5.5-in x 12-ft Square Transcend Tree House
	1 x 6 x 16'	TH010616TS01	.94-in x 5.5-in x 16-ft Square Transcend Tree House
	1 x 6 x 20'	TH010620TS01	.94-in x 5.5-in x 20-ft Square Transcend Tree House
1-in x 6-in Decking, Grooved Edge	1 x 6 x 12'	TH010612TG01	.94-in x 5.5-in x 12-ft Grooved Transcend Tree House
	1 x 6 x 16'	TH010616TG01	.94-in x 5.5-in x 16-ft Grooved Transcend Tree House
	1 x 6 x 20'	TH010620TG01	.94-in x 5.5-in x 20-ft Grooved Transcend Tree House



TH-1

Deck Color: Transcend Tree House
Railing Look: Coordinate It

	Railing Style Step	Item #	Description	1 required per section (unless otherwise noted)
6-ft x 36-in Horizontal Rail	Step 1	TH040439APS	4.45-in x 4.45-in x 40-in Post Sleeve - Tree House (Fits over a 4x4 pressure treated post)	
	Step 2A	PTHSQCAP4X4	4.55-in x 4.55-in Post Sleeve Flat Cap - Tree House	
	Step 2B	PTHSKIRT4X4	4.55-in x 4.55-in Post Sleeve Skirt - Tree House	
	Step 3A	THCROWNTR06	67.5-in Crown Top Rail - Tree House	
	Step 3B	THUNIVTBRO6	67.5-in Universal Top or Bottom Rail - Tree House	
	Step 4	VL020230SBK	30.375-in Square Baluster Kit (16/box) - Vintage Lantern	13 balusters required per section
	Step 5	THSQHIK06	67.5-in Accessory Infill Kit for Square Balusters - Horizontal - Tree House	Includes assembly hardware
6-ft x 36-in Stair Rail	Step 1	TH0404108APS	4.45-in x 4.45-in x 108-in Post Sleeve - Tree House (Fits over a 4x4 pressure treated post)	1 required for every 2 posts
	Step 2A	PTHSQCAP4X4	4.55-in x 4.55-in Post Sleeve Flat Cap - Tree House	
	Step 2B	PTHSKIRT4X4	4.55-in x 4.55-in Post Sleeve Skirt - Tree House	
	Step 3A	THCROWNTR06	67.5-in Crown Top Rail - Tree House	
	Step 3B	THUNIVTBRO6	67.5-in Universal Top or Bottom Rail - Tree House	
	Step 4	VL020230SBK	30.375-in Square Baluster Kit (16/box) - Vintage Lantern	11 balusters required per section
	Step 5	THSQSIK06	67.5-in Accessory Infill Kit for Square Balusters - Stair - Tree House	Includes assembly hardware
8-ft x 36-in Horizontal Rail	Step 1	TH040439APS	4.45-in x 4.45-in x 40-in Post Sleeve - Tree House (Fits over a 4x4 pressure treated post)	
	Step 2A	PTHSQCAP4X4	4.55-in x 4.55-in Post Sleeve Flat Cap - Tree House	
	Step 2B	PTHSKIRT4X4	4.55-in x 4.55-in Post Sleeve Skirt - Tree House	
	Step 3A	THCROWNTR08	91.5-in Crown Top Rail - Tree House	
	Step 3B	THUNIVTBRO8	91.5-in Universal Top or Bottom Rail - Tree House	
	Step 4	VL020230SBK	30.375-in Square Baluster Kit (16/box) - Vintage Lantern	18 balusters required per section
	Step 5	THSQHIK08	91.5-in Accessory Infill Kit for Square Balusters - Horizontal - Tree House	Includes assembly hardware
8-ft x 36-in Stair Rail	Step 1	TH0404108APS	4.45-in x 4.45-in x 108-in Post Sleeve - Tree House (Fits over a 4x4 pressure treated post)	1 required for every 2 posts
	Step 2A	PTHSQCAP4X4	4.55-in x 4.55-in Post Sleeve Flat Cap - Tree House	
	Step 2B	PTHSKIRT4X4	4.55-in x 4.55-in Post Sleeve Skirt - Tree House	
	Step 3A	THCROWNTR08	91.5-in Crown Top Rail - Tree House	
	Step 3B	THUNIVTBRO8	91.5-in Universal Top or Bottom Rail - Tree House	
	Step 4	VL020230SBK	30.375-in Square Baluster Kit (16/box) - Vintage Lantern	15 balusters required per section
	Step 5	THSQSIK08	91.5-in Accessory Infill Kit for Square Balusters - Stair - Tree House	Includes assembly hardware
Accessories for 42-in Rail Height	Step 1	TH0404108APS	4.45-in x 4.45-in x 108-in Post Sleeve - Tree House (Fits over a 4x4 pressure treated post)	Substitute item for 42-in Rail Height Horizontal and Stair installations; 1 required for every 2 posts
	Step 4	TH020236SBK	36.375-in Square Baluster Kit (16/box) - Tree House (108-in Post Sleeve required for assembly)	Substitute item for 42-in Rail Height Horizontal and Stair installations
Accessories	Accessory	THHZACCYKIT	Mounting Hardware for Cut Rails - Horizontal - Tree House	Additional hardware for cut railing sections
	Accessory	THSTACCYKIT	Mounting Hardware for Cut Rails - Stair - Tree House	Additional hardware for cut railing sections
	Accessory	TH22HGASK	22.5 Degree Gasket Pack - Tree House	Gaskets for 22.5 degree angles
	Accessory	TH45RSBADAPK	45 Degree Birdsmouth Gasket Pack (4x4 Post Sleeve) - Tree House	Gaskets and hardware for 45 degree angles



TH-2

Deck Color: Transcend Tree House
Railing Look: Contrast It

	Railing Style Step	Item #	Description	1 required per section (unless otherwise noted)
6-ft x 36-in Horizontal Rail	Step 1	WT040439APS	4.45-in x 4.45-in x 40-in Post Sleeve - Classic White (Fits over a 4x4 pressure treated post)	
	Step 2A	PWTSQCAP4X4	4.55-in x 4.55-in Post Sleeve Flat Cap - Classic White	
	Step 2B	PWTSKIRT4X4	4.55-in x 4.55-in Post Sleeve Skirt - Classic White	
	Step 3A	WTCROWNTR06	67.5-in Crown Top Rail - Classic White	
	Step 3B	WTUNIVTBR06	67.5-in Universal Top or Bottom Rail - Classic White	
	Step 4	WT020230SBK	30.375-in Square Baluster Kit (16/box) - Classic White	13 balusters required per section
	Step 5	WTSQHIK06	67.5-in Accessory Infill Kit for Square Balusters - Horizontal - Classic White	Includes assembly hardware
6-ft x 36-in Stair Rail	Step 1	WT0404108APS	4.45-in x 4.45-in x 108-in Post Sleeve - Classic White (Fits over a 4x4 pressure treated post)	1 required for every 2 posts
	Step 2A	PWTSQCAP4X4	4.55-in x 4.55-in Post Sleeve Flat Cap - Classic White	
	Step 2B	PWTSKIRT4X4	4.55-in x 4.55-in Post Sleeve Skirt - Classic White	
	Step 3A	WTCROWNTR06	67.5-in Crown Top Rail - Classic White	
	Step 3B	WTUNIVTBR06	67.5-in Universal Top or Bottom Rail - Classic White	
	Step 4	WT020230SBK	30.375-in Square Baluster Kit (16/box) - Classic White	11 balusters required per section
	Step 5	WTSQSIK06	67.5-in Accessory Infill Kit for Square Balusters - Stair - Classic White	Includes assembly hardware
8-ft x 36-in Horizontal Rail	Step 1	WT040439APS	4.45-in x 4.45-in x 40-in Post Sleeve - Classic White (Fits over a 4x4 pressure treated post)	
	Step 2A	PWTSQCAP4X4	4.55-in x 4.55-in Post Sleeve Flat Cap - Classic White	
	Step 2B	PWTSKIRT4X4	4.55-in x 4.55-in Post Sleeve Skirt - Classic White	
	Step 3A	WTCROWNTR08	91.5-in Crown Top Rail - Classic White	
	Step 3B	WTUNIVTBR08	91.5-in Universal Top or Bottom Rail - Classic White	
	Step 4	WT020230SBK	30.375-in Square Baluster Kit (16/box) - Classic White	18 balusters required per section
	Step 5	WTSQHIK08	91.5-in Accessory Infill Kit for Square Balusters - Horizontal - Classic White	Includes assembly hardware
8-ft x 36-in Stair Rail	Step 1	WT0404108APS	4.45-in x 4.45-in x 108-in Post Sleeve - Classic White (Fits over a 4x4 pressure treated post)	1 required for every 2 posts
	Step 2A	PWTSQCAP4X4	4.55-in x 4.55-in Post Sleeve Flat Cap - Classic White	
	Step 2B	PWTSKIRT4X4	4.55-in x 4.55-in Post Sleeve Skirt - Classic White	
	Step 3A	WTCROWNTR08	91.5-in Crown Top Rail - Classic White	
	Step 3B	WTUNIVTBR08	91.5-in Universal Top or Bottom Rail - Classic White	
	Step 4	WT020230SBK	30.375-in Square Baluster Kit (16/box) - Classic White	15 balusters required per section
	Step 5	WTSQSIK08	91.5-in Accessory Infill Kit for Square Balusters - Stair - Classic White	Includes assembly hardware
Accessories for 42-in Rail Height	Step 1	WT0404108APS	4.45-in x 4.45-in x 108-in Post Sleeve - Classic White (Fits over a 4x4 pressure treated post)	Substitute item for 42-in Rail Height Horizontal and Stair installations; 1 required for every 2 posts
	Step 4	WT020236SBK	36.375-in Square Baluster Kit (16/box) - Classic White (108-in Post Sleeve required for assembly)	Substitute item for 42-in Rail Height Horizontal and Stair installations
Accessories	Accessory	WTHZACCYKIT	Mounting Hardware for Cut Rails - Horizontal - Classic White	Additional hardware for cut railing sections
	Accessory	WTSTACCYKIT	Mounting Hardware for Cut Rails - Stair - Classic White	Additional hardware for cut railing sections
	Accessory	WT22HGASK	22.5 Degree Gasket Pack - Classic White	Gaskets for 22.5 degree angles
	Accessory	WT45RSBADAPK	45 Degree Birdsmouth Gasket Pack (4x4 Post Sleeve) - Classic White	Gaskets and hardware for 45 degree angles



TH-3

Deck Color: Transcend Tree House
Railing Look: Change It Up

	Railing Style Step	Item #	Description	1 required per section (unless otherwise noted)
6-ft x 36-in Horizontal Rail	Step 1	VL040439APS	4.45-in x 4.45-in x 40-in Post Sleeve - Vintage Lantern (Fits over a 4x4 pressure treated post)	
	Step 2A	PVLSQCAP4X4	4.55-in x 4.55-in Post Sleeve Flat Cap - Vintage Lantern	
	Step 2B	PVLSKIRT4X4	4.55-in x 4.55-in Post Sleeve Skirt - Vintage Lantern	
	Steps 3, 4 & 5	BKASO636HRK	72-in x 36-in Reveal Rail Kit w. Square Balusters - Horizontal - Charcoal Black	
6-ft x 36-in Stair Rail	Step 1	VL0404108APS	4.45-in x 4.45-in x 108-in Post Sleeve - Vintage Lantern (Fits over 4x4 pressure treated post)	1 required for every 2 posts
	Step 2A	PVLSQCAP4X4	4.55-in x 4.55-in Post Sleeve Flat Cap - Vintage Lantern	
	Step 2B	PVLSKIRT4X4	4.55-in x 4.55-in Post Sleeve Skirt - Vintage Lantern	
	Steps 3, 4 & 5	BKASO636SRK	72-in x 36-in Reveal Rail Kit w. Square Balusters - Stair - Charcoal Black	
8-ft x 36-in Horizontal Rail	Step 1	VL040439APS	4.45-in x 4.45-in x 40-in Post Sleeve - Vintage Lantern (Fits over a 4x4 pressure treated post)	
	Step 2A	PVLSQCAP4X4	4.55-in x 4.55-in Post Sleeve Flat Cap - Vintage Lantern	
	Step 2B	PVLSKIRT4X4	4.55-in x 4.55-in Post Sleeve Skirt - Vintage Lantern	
	Steps 3, 4 & 5	BKASO836HRK	96-in x 36-in Reveal Rail Kit w. Square Balusters - Horizontal - Charcoal Black	
8-ft x 36-in Stair Rail	Step 1	VL0404108APS	4.45-in x 4.45-in x 108-in Post Sleeve - Vintage Lantern (Fits over 4x4 pressure treated post)	1 required for every 2 posts
	Step 2A	PVLSQCAP4X4	4.55-in x 4.55-in Post Sleeve Flat Cap - Vintage Lantern	
	Step 2B	PVLSKIRT4X4	4.55-in x 4.55-in Post Sleeve Skirt - Vintage Lantern	
	Steps 3, 4 & 5	BKASO836SRK	96-in x 36-in Reveal Rail Kit w. Square Balusters - Stair - Charcoal Black	
Accessories for 42-in Rail Height	Step 1	VL0404108APS	4.45-in x 4.45-in x 108-in Post Sleeve - Vintage Lantern (Fits over 4x4 pressure treated post)	Substitute item for 42-in Rail Height Horizontal and Stair installations; 1 required for every 2 posts
	Steps 3, 4 & 5, 6-ft	BKASO642HRK	72-in x 42-in Reveal Rail Kit w. Square Balusters - Horizontal - Charcoal Black	Substitute item for 42-in Rail Height Horizontal installations
	Steps 3, 4 & 5, 6-ft	BKASO642SRK	72-in x 42-in Reveal Rail Kit w. Square Balusters - Stair - Charcoal Black	Substitute item for 42-in Rail Height Stair installations
	Steps 3, 4 & 5, 8-ft	BKASO842HRK	96-in x 42-in Reveal Rail Kit w. Square Balusters - Horizontal - Charcoal Black	Substitute item for 42-in Rail Height Horizontal installations
Accessories	Accessory	BKFHBKTAL	Reveal Cut Kit - Fixed Bracket - Horizontal (4/pack) - Charcoal Black	Additional hardware for cut railing sections
	Accessory	BKFSBKTAL	Reveal Cut Kit - Fixed Bracket - Stair (4/pack) - Charcoal Black	Additional hardware for cut railing sections
	Accessory	BKSWHBKTAL	Reveal Swivel Bracket - Horizontal (2/pack) - Charcoal Black	Additional hardware for cut angled railing sections

HAVANA GOLD

Trex Transcend



Once you've selected your deck color, choose between one of two board profiles. Then, select a railing look that suits your style. SKUs for all of these options can be found on the following pages.

1 CHOOSE A BOARD PROFILE



Square Edge

or



Grooved Edge

2 SELECT A RAILING LOOK



Coordinate It **HG-1**



Contrast It **HG-2**



Change It Up **HG-3**

HAVANA GOLD DECK BOARD PROFILES

	Dimensions	Item #	Description
1-in x 6-in Decking, Square Edge	1 x 6 x 12'	HG010612TS01	.94-in x 5.5-in x 12-ft Square Transcend Havana Gold
	1 x 6 x 16'	HG010616TS01	.94-in x 5.5-in x 16-ft Square Transcend Havana Gold
	1 x 6 x 20'	HG010620TS01	.94-in x 5.5-in x 20-ft Square Transcend Havana Gold
1-in x 6-in Decking, Grooved Edge	1 x 6 x 12'	HG010612TG01	.94-in x 5.5-in x 12-ft Grooved Transcend Havana Gold
	1 x 6 x 16'	HG010616TG01	.94-in x 5.5-in x 16-ft Grooved Transcend Havana Gold
	1 x 6 x 20'	HG010620TG01	.94-in x 5.5-in x 20-ft Grooved Transcend Havana Gold



HG-1

Deck Color: Transcend Havana Gold
Railing Look: Coordinate It

	Railing Style Step	Item #	Description	1 required per section (unless otherwise noted)
6-ft x 36-in Horizontal Rail	Step 1	BK040439APS	4.45-in x 4.45-in x 40-in Post Sleeve - Charcoal Black (Fits over a 4x4 pressure treated post)	
	Step 2B	PBBSKIRT4X4	4.55-in x 4.55-in Post Sleeve Skirt - Charcoal Black	
	Step 3A	BKUNIVTBR06	67.5-in Universal Top or Bottom Rail - Charcoal Black	
	Step 3A	Cocktail Rail Board	.94-in x 5.5-in x 12-ft Square Transcend Havana Gold	Deck board used on top of universal rail
	Step 3B	BKUNIVTBR06	67.5-in Universal Top or Bottom Rail - Charcoal Black	
	Step 4	BK020230SBK	30.375-in Square Baluster Kit (16/box) - Charcoal Black	13 balusters required per section
	Step 5	BKSQHIK06	67.5-in Accessory Infill Kit for Square Balusters - Horizontal - Charcoal Black	Includes assembly hardware
6-ft x 36-in Stair Rail	Step 1	BK0404108APS	4.45-in x 4.45-in x 108-in Post Sleeve - Charcoal Black (Fits over a 4x4 pressure treated post)	1 required for every 2 posts
	Step 2B	PBBSKIRT4X4	4.55-in x 4.55-in Post Sleeve Skirt - Charcoal Black	
	Step 3A	BKUNIVTBR06	67.5-in Universal Top or Bottom Rail - Charcoal Black	
	Step 3A	Cocktail Rail Board	.94-in x 5.5-in x 12-ft Square Transcend Havana Gold	Deck board used on top of universal rail
	Step 3B	BKUNIVTBR06	67.5-in Universal Top or Bottom Rail - Charcoal Black	
	Step 4	BK020230SBK	30.375-in Square Baluster Kit (16/box) - Charcoal Black	11 balusters required per section
	Step 5	BKSQSIK06	67.5-in Accessory Infill Kit for Square Balusters - Stair - Charcoal Black	Includes assembly hardware
8-ft x 36-in Horizontal Rail	Step 1	BK040439APS	4.45-in x 4.45-in x 40-in Post Sleeve - Charcoal Black (Fits over a 4x4 pressure treated post)	
	Step 2B	PBBSKIRT4X4	4.55-in x 4.55-in Post Sleeve Skirt - Charcoal Black	
	Step 3A	BKUNIVTBR08	91.5-in Universal Top or Bottom Rail - Charcoal Black	
	Step 3A	Cocktail Rail Board	.94-in x 5.5-in x 16-ft Square Transcend Havana Gold	Deck board used on top of universal rail
	Step 3B	BKUNIVTBR08	91.5-in Universal Top or Bottom Rail - Charcoal Black	
	Step 4	BK020230SBK	30.375-in Square Baluster Kit (16/box) - Charcoal Black	18 balusters required per section
	Step 5	BKSQHIK08	91.5-in Accessory Infill Kit for Square Balusters - Horizontal - Charcoal Black	Includes assembly hardware
8-ft x 36-in Stair Rail	Step 1	BK0404108APS	4.45-in x 4.45-in x 108-in Post Sleeve - Charcoal Black (Fits over a 4x4 pressure treated post)	1 required for every 2 posts
	Step 2B	PBBSKIRT4X4	4.55-in x 4.55-in Post Sleeve Skirt - Charcoal Black	
	Step 3A	BKUNIVTBR08	91.5-in Universal Top or Bottom Rail - Charcoal Black	
	Step 3A	Cocktail Rail Board	.94-in x 5.5-in x 16-ft Square Transcend Havana Gold	Deck board used on top of universal rail
	Step 3B	BKUNIVTBR08	91.5-in Universal Top or Bottom Rail - Charcoal Black	
	Step 4	BK020230SBK	30.375-in Square Baluster Kit (16/box) - Charcoal Black	15 balusters required per section
	Step 5	BKSQSIK08	91.5-in Accessory Infill Kit for Square Balusters - Stair - Charcoal Black	Includes assembly hardware
Accessories for 42-in Rail Height	Step 1	BK0404108APS	4.45-in x 4.45-in x 108-in Post Sleeve - Charcoal Black (Fits over a 4x4 pressure treated post)	Substitute item for 42-in Rail Height Horizontal and Stair installations; 1 required for every 2 posts
	Step 4	BK020236SBK	36.375-in Square Baluster Kit for (16/box) - Charcoal Black	Substitute item for 42-in Rail Height Horizontal and Stair installations
Accessories	Accessory	BKHZACCYKIT	Mounting Hardware for Cut Rails - Horizontal - Charcoal Black	Additional hardware for cut railing sections
	Accessory	BKSTACCYKIT	Mounting Hardware for Cut Rails - Stair - Charcoal Black	Additional hardware for cut railing sections
	Accessory	BK22HGASK	22.5 Degree Gasket Pack - Charcoal Black	Gaskets for 22.5 degree angles
	Accessory	BK45RSBADAPK	45 Degree Birdsmouth Gasket Pack (4x4 Post Sleeve) - Charcoal Black	Gaskets and hardware for 45 degree angles



HG-2

Deck Color: Transcend Havana Gold
Railing Look: Contrast It

	Railing Style Step	Item #	Description	1 required per section (unless otherwise noted)
6-ft x 36-in Horizontal Rail	Step 1	BK040439APS	4.45-in x 4.45-in x 40-in Post Sleeve - Charcoal Black (Fits over a 4x4 pressure treated post)	
	Step 2A	PBKSQCAP4X4	4.55-in x 4.55-in Post Sleeve Flat Cap - Charcoal Black	
	Step 2B	PBKSKIRT4X4	4.55-in x 4.55-in Post Sleeve Skirt - Charcoal Black	
	Steps 3, 4 & 5	BKAS0636HRK	72-in x 36-in Reveal Rail Kit w. Square Balusters - Horizontal - Charcoal Black	
6-ft x 36-in Stair Rail	Step 1	BK0404108APS	4.45-in x 4.45-in x 108-in Post Sleeve - Charcoal Black (Fits over a 4x4 pressure treated post)	1 required for every 2 posts
	Step 2A	PBKSQCAP4X4	4.55-in x 4.55-in Post Sleeve Flat Cap - Charcoal Black	
	Step 2B	PBKSKIRT4X4	4.55-in x 4.55-in Post Sleeve Skirt - Charcoal Black	
	Steps 3, 4 & 5	BKAS0636SRK	72-in x 36-in Reveal Rail Kit w. Square Balusters - Stair - Charcoal Black	
8-ft x 36-in Horizontal Rail	Step 1	BK040439APS	4.45-in x 4.45-in x 40-in Post Sleeve - Charcoal Black (Fits over a 4x4 pressure treated post)	
	Step 2A	PBKSQCAP4X4	4.55-in x 4.55-in Post Sleeve Flat Cap - Charcoal Black	
	Step 2B	PBKSKIRT4X4	4.55-in x 4.55-in Post Sleeve Skirt - Charcoal Black	
	Steps 3, 4 & 5	BKAS0836HRK	96-in x 36-in Reveal Rail Kit w. Square Balusters - Horizontal - Charcoal Black	
8-ft x 36-in Stair Rail	Step 1	BK0404108APS	4.45-in x 4.45-in x 108-in Post Sleeve - Charcoal Black (Fits over a 4x4 pressure treated post)	1 required for every 2 posts
	Step 2A	PBKSQCAP4X4	4.55-in x 4.55-in Post Sleeve Flat Cap - Charcoal Black	
	Step 2B	PBKSKIRT4X4	4.55-in x 4.55-in Post Sleeve Skirt - Charcoal Black	
	Steps 3, 4 & 5	BKAS0836SRK	96-in x 36-in Reveal Rail Kit w. Square Balusters - Stair - Charcoal Black	
Accessories for 42-in Rail Height	Step 1	BK0404108APS	4.45-in x 4.45-in x 108-in Post Sleeve - Charcoal Black (Fits over a 4x4 pressure treated post)	Substitute item for 42-in Rail Height Horizontal and Stair installations; 1 required for every 2 posts
	Steps 3, 4 & 5, 6-ft	BKAS0642HRK	72-in x 42-in Reveal Rail Kit w. Square Balusters - Horizontal - Charcoal Black	Substitute item for 42-in Rail Height Horizontal installations
	Steps 3, 4 & 5, 6-ft	BKAS0642SRK	72-in x 42-in Reveal Rail Kit w. Square Balusters - Stair - Charcoal Black	Substitute item for 42-in Rail Height Stair installations
	Steps 3, 4 & 5, 8-ft	BKAS0842HRK	96-in x 42-in Reveal Rail Kit w. Square Balusters - Horizontal - Charcoal Black	Substitute item for 42-in Rail Height Horizontal installations
Accessories	Accessory	BKFHBKTAL	Reveal Cut Kit - Fixed Bracket - Horizontal (4/pack) - Charcoal Black	Additional hardware for cut railing sections
	Accessory	BKFSBKTAL	Reveal Cut Kit - Fixed Bracket - Stair (4/pack) - Charcoal Black	Additional hardware for cut railing sections
	Accessory	BKSWHBKTAL	Reveal Swivel Bracket - Horizontal (2/pack) - Charcoal Black	Additional hardware for cut angled railing sections



HG-3

Deck Color: Transcend Havana Gold
Railing Look: Change It Up

	Railing Style Step	Item #	Description	1 required per section (unless otherwise noted)
6-ft x 36-in Horizontal Rail	Step 1	WT040439APS	4.45-in x 4.45-in x 40-in Post Sleeve - Classic White (Fits over a 4x4 pressure treated post)	
	Step 2A	PWTSQCAP4X4	4.55-in x 4.55-in Post Sleeve Flat Cap - Classic White	
	Step 2B	PWTSKIRT4X4	4.55-in x 4.55-in Post Sleeve Skirt - Classic White	
	Step 3A	VLCROWNTR06	67.5-in Crown Top Rail - Vintage Lantern	
	Step 3B	VLUNIVTBR06	67.5-in Universal Top or Bottom Rail - Vintage Lantern	
	Step 4	BKTA30RBK	30.25-in Round Aluminum Baluster Kit (20/box) - Charcoal Black	15 balusters required per section
	Step 5	VLRDHIK06	67.5-in Accessory Infill Kit for Round Balusters - Horizontal - Vintage Lantern	Includes assembly hardware
6-ft x 36-in Stair Rail	Step 1	WT0404108APS	4.45-in x 4.45-in x 108-in Post Sleeve - Classic White (Fits over 4x4 pressure treated post)	1 required for every 2 posts
	Step 2A	PWTSQCAP4X4	4.55-in x 4.55-in Post Sleeve Flat Cap - Classic White	
	Step 2B	PWTSKIRT4X4	4.55-in x 4.55-in Post Sleeve Skirt - Classic White	
	Step 3A	VLCROWNTR06	67.5-in Crown Top Rail - Vintage Lantern	
	Step 3B	VLUNIVTBR06	67.5-in Universal Top or Bottom Rail - Vintage Lantern	
	Step 4	BKTA30RBK	30.25-in Round Aluminum Baluster Kit (20/box) - Charcoal Black	12 balusters required per section
	Step 5	VLRDSIK06	67.5-in Accessory Infill Kit for Round Balusters - Stair - Vintage Lantern	Includes assembly hardware
8-ft x 36-in Horizontal Rail	Step 1	WT040439APS	4.45-in x 4.45-in x 40-in Post Sleeve - Classic White (Fits over a 4x4 pressure treated post)	
	Step 2A	PWTSQCAP4X4	4.55-in x 4.55-in Post Sleeve Flat Cap - Classic White	
	Step 2B	PWTSKIRT4X4	4.55-in x 4.55-in Post Sleeve Skirt - Classic White	
	Step 3A	VLCROWNTR08	91.5-in Crown Top Rail - Vintage Lantern	
	Step 3B	VLUNIVTBR08	91.5-in Universal Top or Bottom Rail - Vintage Lantern	
	Step 4	BKTA30RBK	30.25-in Round Aluminum Baluster Kit (20/box) - Charcoal Black	20 balusters required per section
	Step 5	VLRDHIK08	91.5-in Accessory Infill Kit for Round Balusters - Horizontal - Vintage Lantern	Includes assembly hardware
8-ft x 36-in Stair Rail	Step 1	WT0404108APS	4.45-in x 4.45-in x 108-in Post Sleeve - Classic White (Fits over 4x4 pressure treated post)	1 required for every 2 posts
	Step 2A	PWTSQCAP4X4	4.55-in x 4.55-in Post Sleeve Flat Cap - Classic White	
	Step 2B	PWTSKIRT4X4	4.55-in x 4.55-in Post Sleeve Skirt - Classic White	
	Step 3A	VLCROWNTR08	91.5-in Crown Top Rail - Vintage Lantern	
	Step 3B	VLUNIVTBR08	91.5-in Universal Top or Bottom Rail - Vintage Lantern	
	Step 4	BKTA30RBK	30.25-in Round Aluminum Baluster Kit (20/box) - Charcoal Black	16 balusters required per section
	Step 5	VLRDSIK08	91.5-in Accessory Infill Kit for Round Balusters - Stair - Vintage Lantern	Includes assembly hardware
Accessories for 42-in Rail Height	Step 1	WT0404108APS	4.45-in x 4.45-in x 108-in Post Sleeve - Classic White (Fits over 4x4 pressure treated post)	1 required for every 2 posts
	Step 4	BKTA36RBK	36.25-in Round Aluminum Baluster Kit (20/box) - Charcoal Black	
Accessories	Accessory	VLHZACCYKIT	Mounting Hardware for Cut Rails - Horizontal - Vintage Lantern	Additional hardware for cut railing sections
	Accessory	VLSTACCYKIT	Mounting Hardware for Cut Rails - Stair - Vintage Lantern	Additional hardware for cut railing sections
	Accessory	VL22HGASK	22.5 Degree Gasket Pack - Vintage Lantern	Gaskets for 22.5 degree angles
	Accessory	VL45RSBADAPK	45 Degree Birdsmouth Gasket Pack - Vintage Lantern	Gaskets and hardware for 45 degree angles

SPICED RUM

Trex Transcend



Once you've selected your deck color, choose between one of two board profiles. Then, select a railing look that suits your style. SKUs for all of these options can be found on the following pages.

1 CHOOSE A BOARD PROFILE



Square Edge

or



Grooved Edge

2 SELECT A RAILING LOOK



Coordinate It **SR-1**



Contrast It **SR-2**



Change It Up **SR-3**

SPICED RUM DECK BOARD PROFILES

	Dimensions	Item #	Description
1-in x 6-in Decking, Square Edge	1 x 6 x 12'	SR010612TS01	.94-in x 5.5-in x 12-ft Square Transcend Spiced Rum
	1 x 6 x 16'	SR010616TS01	.94-in x 5.5-in x 16-ft Square Transcend Spiced Rum
	1 x 6 x 20'	SR010620TS01	.94-in x 5.5-in x 20-ft Square Transcend Spiced Rum
1-in x 6-in Decking, Grooved Edge	1 x 6 x 12'	SR010612TG01	.94-in x 5.5-in x 12-ft Grooved Transcend Spiced Rum
	1 x 6 x 16'	SR010616TG01	.94-in x 5.5-in x 16-ft Grooved Transcend Spiced Rum
	1 x 6 x 20'	SR010620TG01	.94-in x 5.5-in x 20-ft Grooved Transcend Spiced Rum



SR-1

Deck Color: Transcend Spiced Rum
Railing Look: Coordinate It

	Railing Style Step	Item #	Description	1 required per section (unless otherwise noted)
6-ft x 36-in Horizontal Rail	Step 1	WT040439APS	4.45-in x 4.45-in x 40-in Post Sleeve - Classic White (Fits over a 4x4 pressure treated post)	
	Step 2B	PWTSKIRT4X4	4.55-in x 4.55-in Post Sleeve Skirt - Classic White	
	Step 3A	WTUNIVTBRO6	67.5-in Universal Top or Bottom Rail - Classic White	
	Step 3A	Cocktail Rail Board	.94-in x 5.5-in x 12-ft Square Transcend Spiced Rum	Deck board used on top of universal rail
	Step 3B	WTUNIVTBRO6	67.5-in Universal Top or Bottom Rail - Classic White	
	Step 4	WT020230SBK	30.375-in Square Baluster Kit (16/box) - Classic White	13 balusters required per section
	Step 5	WTSQHIK06	67.5-in Accessory Infill Kit for Square Balusters - Horizontal - Classic White	Includes assembly hardware
6-ft x 36-in Stair Rail	Step 1	WT0404108APS	4.45-in x 4.45-in x 108-in Post Sleeve - Classic White (Fits over a 4x4 pressure treated post)	1 required for every 2 posts
	Step 2B	PWTSKIRT4X4	4.55-in x 4.55-in Post Sleeve Skirt - Classic White	
	Step 3A	WTUNIVTBRO6	67.5-in Universal Top or Bottom Rail - Classic White	
	Step 3A	Cocktail Rail Board	.94-in x 5.5-in x 12-ft Square Transcend Spiced Rum	Deck board used on top of universal rail
	Step 3B	WTUNIVTBRO6	67.5-in Universal Top or Bottom Rail - Classic White	
	Step 4	WT020230SBK	30.375-in Square Baluster Kit (16/box) - Classic White	11 balusters required per section
	Step 5	WTSQSIK06	67.5-in Accessory Infill Kit for Square Balusters - Stair - Classic White	Includes assembly hardware
8-ft x 36-in Horizontal Rail	Step 1	WT040439APS	4.45-in x 4.45-in x 40-in Post Sleeve - Classic White (Fits over a 4x4 pressure treated post)	
	Step 2B	PWTSKIRT4X4	4.55-in x 4.55-in Post Sleeve Skirt - Classic White	
	Step 3A	WTUNIVTBRO8	91.5-in Universal Top or Bottom Rail - Classic White	
	Step 3A	Cocktail Rail Board	.94-in x 5.5-in x 16-ft Square Transcend Spiced Rum	Deck board used on top of universal rail
	Step 3B	WTUNIVTBRO8	91.5-in Universal Top or Bottom Rail - Classic White	
	Step 4	WT020230SBK	30.375-in Square Baluster Kit (16/box) - Classic White	18 balusters required per section
	Step 5	WTSQHIK08	91.5-in Accessory Infill Kit for Square Balusters - Horizontal - Classic White	Includes assembly hardware
8-ft x 36-in Stair Rail	Step 1	WT0404108APS	4.45-in x 4.45-in x 108-in Post Sleeve - Classic White (Fits over a 4x4 pressure treated post)	1 required for every 2 posts
	Step 2B	PWTSKIRT4X4	4.55-in x 4.55-in Post Sleeve Skirt - Classic White	
	Step 3A	WTUNIVTBRO8	91.5-in Universal Top or Bottom Rail - Classic White	
	Step 3A	Cocktail Rail Board	.94-in x 5.5-in x 16-ft Square Transcend Spiced Rum	Deck board used on top of universal rail
	Step 3B	WTUNIVTBRO8	91.5-in Universal Top or Bottom Rail - Classic White	
	Step 4	WT020230SBK	30.375-in Square Baluster Kit (16/box) - Classic White	15 balusters required per section
	Step 5	WTSQSIK08	91.5-in Accessory Infill Kit for Square Balusters - Stair - Classic White	Includes assembly hardware
Accessories for 42-in Rail Height	Step 1	WT0404108APS	4.45-in x 4.45-in x 108-in Post Sleeve - Classic White (Fits over a 4x4 pressure treated post)	Substitute item for 42-in Rail Height Horizontal and Stair installations; 1 required for every 2 posts
	Step 4	WT020236SBK	36.375-in Square Baluster Kit (16/box) - Classic White	Substitute item for 42-in Rail Height Horizontal and Stair installations
Accessories	Accessory	WTHZACCYKIT	Mounting Hardware for Cut Rails - Horizontal - Classic White	Additional hardware for cut railing sections
	Accessory	WTSTACCYKIT	Mounting Hardware for Cut Rails - Stair - Classic White	Additional hardware for cut railing sections
	Accessory	WT22HGASK	22.5 Degree Gasket Pack - Classic White	Gaskets for 22.5 degree angles
	Accessory	WT45RSBADAPK	45 Degree Birdsmouth Gasket Pack (4x4 Post Sleeve) - Classic White	Gaskets and hardware for 45 degree angles



SR-2

Deck Color: Transcend Spiced Rum
Railing Look: Contrast It

	Railing Style Step	Item #	Description	1 required per section (unless otherwise noted)
6-ft x 36-in Horizontal Rail	Step 1	VL040439APS	4.45-in x 4.45-in x 40-in Post Sleeve - Vintage Lantern (Fits over a 4x4 pressure treated post)	
	Step 2A	PVLSQCAP4X4	4.55-in x 4.55-in Post Sleeve Flat Cap - Vintage Lantern	
	Step 2B	PVLSKIRT4X4	4.55-in x 4.55-in Post Sleeve Skirt - Vintage Lantern	
	Steps 3, 4 & 5	BKAS0636HRK	72-in x 36-in Reveal Rail Kit w. Square Balusters - Horizontal - Charcoal Black	
6-ft x 36-in Stair Rail	Step 1	VL0404108APS	4.45-in x 4.45-in x 108-in Post Sleeve - Vintage Lantern (Fits over a 4x4 pressure treated post)	1 required for every 2 posts
	Step 2A	PVLSQCAP4X4	4.55-in x 4.55-in Post Sleeve Flat Cap - Vintage Lantern	
	Step 2B	PVLSKIRT4X4	4.55-in x 4.55-in Post Sleeve Skirt - Vintage Lantern	
	Steps 3, 4 & 5	BKAS0636SRK	72-in x 36-in Reveal Rail Kit w. Square Balusters - Stair - Charcoal Black	
8-ft x 36-in Horizontal Rail	Step 1	VL040439APS	4.45-in x 4.45-in x 40-in Post Sleeve - Vintage Lantern (Fits over a 4x4 pressure treated post)	
	Step 2A	PVLSQCAP4X4	4.55-in x 4.55-in Post Sleeve Flat Cap - Vintage Lantern	
	Step 2B	PVLSKIRT4X4	4.55-in x 4.55-in Post Sleeve Skirt - Vintage Lantern	
	Steps 3, 4 & 5	BKAS0836HRK	96-in x 36-in Reveal Rail Kit w. Square Balusters - Horizontal - Charcoal Black	
8-ft x 36-in Stair Rail	Step 1	VL0404108APS	4.45-in x 4.45-in x 108-in Post Sleeve - Vintage Lantern (Fits over a 4x4 pressure treated post)	1 required for every 2 posts
	Step 2A	PVLSQCAP4X4	4.55-in x 4.55-in Post Sleeve Flat Cap - Vintage Lantern	
	Step 2B	PVLSKIRT4X4	4.55-in x 4.55-in Post Sleeve Skirt - Vintage Lantern	
	Steps 3, 4 & 5	BKAS0836SRK	96-in x 36-in Reveal Rail Kit w. Square Balusters - Stair - Charcoal Black	
Accessories for 42-in Rail Height	Step 1	VL0404108APS	4.45-in x 4.45-in x 108-in Post Sleeve - Vintage Lantern (Fits over a 4x4 pressure treated post)	Substitute item for 42-in Rail Height Horizontal and Stair installations; 1 required for every 2 posts
	Steps 3, 4 & 5, 6-ft	BKAS0642HRK	72-in x 42-in Reveal Rail Kit w. Square Balusters - Horizontal - Charcoal Black	Substitute item for 42-in Rail Height Horizontal installations
	Steps 3, 4 & 5, 6-ft	BKAS0642SRK	72-in x 42-in Reveal Rail Kit w. Square Balusters - Stair - Charcoal Black	Substitute item for 42-in Rail Height Stair installations
	Steps 3, 4 & 5, 8-ft	BKAS0842HRK	96-in x 42-in Reveal Rail Kit w. Square Balusters - Horizontal - Charcoal Black	Substitute item for 42-in Rail Height Horizontal installations
	Steps 3, 4 & 5, 8-ft	BKAS0842SRK	96-in x 42-in Reveal Rail Kit w. Square Balusters - Stair - Charcoal Black	Substitute item for 42-in Rail Height Stair installations
Accessories	Accessory	BKFHBKTAL	Reveal Cut Kit - Fixed Bracket - Horizontal (4/pack) - Charcoal Black	Additional hardware for cut railing sections
	Accessory	BKFSBKTAL	Reveal Cut Kit - Fixed Bracket - Stair (4/pack) - Charcoal Black	Additional hardware for cut railing sections
	Accessory	BKSWHBKTAL	Reveal Swivel Bracket - Horizontal (2/pack) - Charcoal Black	Additional hardware for cut angled railing sections



SR-3

Deck Color: Transcend Spiced Rum
Railing Look: Change It Up

	Railing Style Step	Item #	Description	1 required per section (unless otherwise noted)
6-ft x 36-in Horizontal Rail	Step 1	WT040439APS	4.45-in x 4.45-in x 40-in Post Sleeve - Classic White (Fits over a 4x4 pressure treated post)	
	Step 2A	PWTSQCAP4X4	4.55-in x 4.55-in Post Sleeve Flat Cap - Classic White	
	Step 2B	PWTSKIRT4X4	4.55-in x 4.55-in Post Sleeve Skirt - Classic White	
	Step 3A	VLCROWNTR06	67.5-in Crown Top Rail - Vintage Lantern	
	Step 3B	VLUNIVTBR06	67.5-in Universal Top or Bottom Rail - Vintage Lantern	
	Step 4	BKTA30RBK	30.25-in Round Aluminum Baluster Kit (20/box) - Charcoal Black	15 balusters required per section
	Step 5	VLRDHIK06	67.5-in Accessory Infill Kit for Round Balusters - Horizontal - Vintage Lantern	Includes assembly hardware
6-ft x 36-in Stair Rail	Step 1	WT0404108APS	4.45-in x 4.45-in x 108-in Post Sleeve - Classic White (Fits over a 4x4 pressure treated post)	1 required for every 2 posts
	Step 2A	PWTSQCAP4X4	4.55-in x 4.55-in Post Sleeve Flat Cap - Classic White	
	Step 2B	PWTSKIRT4X4	4.55-in x 4.55-in Post Sleeve Skirt - Classic White	
	Step 3A	VLCROWNTR06	67.5-in Crown Top Rail - Vintage Lantern	
	Step 3B	VLUNIVTBR06	67.5-in Universal Top or Bottom Rail - Vintage Lantern	
	Step 4	BKTA30RBK	30.25-in Round Aluminum Baluster Kit (20/box) - Charcoal Black	12 balusters required per section
	Step 5	VLRDSIK06	67.5-in Accessory Infill Kit for Round Balusters - Stair - Vintage Lantern	Includes assembly hardware
8-ft x 36-in Horizontal Rail	Step 1	WT040439APS	4.45-in x 4.45-in x 40-in Post Sleeve - Classic White (Fits over a 4x4 pressure treated post)	
	Step 2A	PWTSQCAP4X4	4.55-in x 4.55-in Post Sleeve Flat Cap - Classic White	
	Step 2B	PWTSKIRT4X4	4.55-in x 4.55-in Post Sleeve Skirt - Classic White	
	Step 3A	VLCROWNTR08	91.5-in Crown Top Rail - Vintage Lantern	
	Step 3B	VLUNIVTBR08	91.5-in Universal Top or Bottom Rail - Vintage Lantern	
	Step 4	BKTA30RBK	30.25-in Round Aluminum Baluster Kit (20/box) - Charcoal Black	20 balusters required per section
	Step 5	VLRDHIK08	91.5-in Accessory Infill Kit for Round Balusters - Horizontal - Vintage Lantern	Includes assembly hardware
8-ft x 36-in Stair Rail	Step 1	WT0404108APS	4.45-in x 4.45-in x 108-in Post Sleeve - Classic White (Fits over a 4x4 pressure treated post)	1 required for every 2 posts
	Step 2A	PWTSQCAP4X4	4.55-in x 4.55-in Post Sleeve Flat Cap - Classic White	
	Step 2B	PWTSKIRT4X4	4.55-in x 4.55-in Post Sleeve Skirt - Classic White	
	Step 3A	VLCROWNTR08	91.5-in Crown Top Rail - Vintage Lantern	
	Step 3B	VLUNIVTBR08	91.5-in Universal Top or Bottom Rail - Vintage Lantern	
	Step 4	BKTA30RBK	30.25-in Round Aluminum Baluster Kit (20/box) - Charcoal Black	16 balusters required per section
	Step 5	VLRDSIK08	91.5-in Accessory Infill Kit for Round Balusters - Stair - Vintage Lantern	Includes assembly hardware
Accessories for 42-in Rail Height	Step 1	WT0404108APS	4.45-in x 4.45-in x 108-in Post Sleeve - Classic White (Fits over a 4x4 pressure treated post)	1 required for every 2 posts
	Step 4	BKTA36RBK	36.25-in Round Aluminum Baluster Kit (20/box) - Charcoal Black	
Accessories	Accessory	VLHZACCYKIT	Mounting Hardware for Cut Rails - Horizontal - Vintage Lantern	Additional hardware for cut railing sections
	Accessory	VLSTACCYKIT	Mounting Hardware for Cut Rails - Stair - Vintage Lantern	Additional hardware for cut railing sections
	Accessory	VL22HGASK	22.5 Degree Gasket Pack - Vintage Lantern	Gaskets for 22.5 degree angles
	Accessory	VL45RSBADAPK	45 Degree Birdsmouth Gasket Pack (4x4 Post Sleeve) - Vintage Lantern	Gaskets and hardware for 45 degree angles

WOODLAND BROWN

Trex Select



Once you've selected your deck color, choose between one of two board profiles. Then, select a railing look that suits your style. SKUs for all of these options can be found on the following pages.

1 CHOOSE A BOARD PROFILE



Square Edge

or



Grooved Edge

2 SELECT A RAILING LOOK



Coordinate It **WB-1**



Contrast It **WB-2**



Change It Up **WB-3**

WOODLAND BROWN DECK BOARD PROFILES

	Dimensions	Item #	Description
1-in x 6-in Decking, Square Edge	1 x 6 x 12'	WB010612SS01	.82-in x 5.5-in x 12-ft Square Select Woodland Brown
	1 x 6 x 16'	WB010616SS01	.82-in x 5.5-in x 16-ft Square Select Woodland Brown
	1 x 6 x 20'	WB010620SS01	.82-in x 5.5-in x 20-ft Square Select Woodland Brown
1-in x 6-in Decking, Grooved Edge	1 x 6 x 12'	WB010612SG01	.82-in x 5.5-in x 12-ft Grooved Select Woodland Brown
	1 x 6 x 16'	WB010616SG01	.82-in x 5.5-in x 16-ft Grooved Select Woodland Brown
	1 x 6 x 20'	WB010620SG01	.82-in x 5.5-in x 20-ft Grooved Select Woodland Brown



WB-1

Deck Color: Select Woodland Brown
Railing Look: Coordinate It

	Railing Style Step	Item #	Description	1 required per section (unless otherwise noted)
6-ft x 36-in Horizontal Rail	Step 1	WT040439APS	4.45-in x 4.45-in x 40-in Post Sleeve - Classic White (Fits over a 4x4 pressure treated post)	
	Step 2B	PWTSKIRT4X4	4.55-in x 4.55-in Post Sleeve Skirt - Classic White	
	Step 3A	WTUNIVTBR06	67.5-in Universal Top or Bottom Rail - Classic White	
	Step 3A	Cocktail Rail Board	.82-in x 5.5-in x 12-ft Square Select Woodland Brown	Deck board used on top of universal rail
	Step 3B	WTUNIVTBR06	67.5-in Universal Top or Bottom Rail - Classic White	
	Step 4	WT020230SBK	30.375-in Square Baluster Kit (16/box) - Classic White	13 balusters required per section
	Step 5	WTSQHIK06	67.5-in Accessory Infill Kit for Square Balusters - Horizontal - Classic White	Includes assembly hardware
6-ft x 36-in Stair Rail	Step 1	WT0404108APS	4.45-in x 4.45-in x 108-in Post Sleeve - Classic White (Fits over a 4x4 pressure treated post)	1 required for every 2 posts
	Step 2B	PWTSKIRT4X4	4.55-in x 4.55-in Post Sleeve Skirt - Classic White	
	Step 3A	WTUNIVTBR06	67.5-in Universal Top or Bottom Rail - Classic White	
	Step 3A	Cocktail Rail Board	.82-in x 5.5-in x 12-ft Square Select Woodland Brown	Deck board used on top of universal rail
	Step 3B	WTUNIVTBR06	67.5-in Universal Top or Bottom Rail - Classic White	
	Step 4	WT020230SBK	30.375-in Square Baluster Kit (16/box) - Classic White	11 balusters required per section
	Step 5	WTSQSIK06	67.5-in Accessory Infill Kit for Square Balusters - Stair - Classic White	Includes assembly hardware
8-ft x 36-in Horizontal Rail	Step 1	WT040439APS	4.45-in x 4.45-in x 40-in Post Sleeve - Classic White (Fits over a 4x4 pressure treated post)	
	Step 2B	PWTSKIRT4X4	4.55-in x 4.55-in Post Sleeve Skirt - Classic White	
	Step 3A	WTUNIVTBR08	91.5-in Universal Top or Bottom Rail - Classic White	
	Step 3A	Cocktail Rail Board	.82-in x 5.5-in x 16-ft Square Select Woodland Brown	Deck board used on top of universal rail
	Step 3B	WTUNIVTBR08	91.5-in Universal Top or Bottom Rail - Classic White	
	Step 4	WT020230SBK	30.375-in Square Baluster Kit (16/box) - Classic White	18 balusters required per section
	Step 5	WTSQHIK08	91.5-in Accessory Infill Kit for Square Balusters - Horizontal - Classic White	Includes assembly hardware
8-ft x 36-in Stair Rail	Step 1	WT0404108APS	4.45-in x 4.45-in x 108-in Post Sleeve - Classic White (Fits over a 4x4 pressure treated post)	1 required for every 2 posts
	Step 2B	PWTSKIRT4X4	4.55-in x 4.55-in Post Sleeve Skirt - Classic White	
	Step 3A	WTUNIVTBR08	91.5-in Universal Top or Bottom Rail - Classic White	
	Step 3A	Cocktail Rail Board	.82-in x 5.5-in x 16-ft Square Select Woodland Brown	Deck board used on top of universal rail
	Step 3B	WTUNIVTBR08	91.5-in Universal Top or Bottom Rail - Classic White	
	Step 4	WT020230SBK	30.375-in Square Baluster Kit (16/box) - Classic White	15 balusters required per section
	Step 5	WTSQSIK08	91.5-in Accessory Infill Kit for Square Balusters - Stair - Classic White	Includes assembly hardware
Accessories for 42-in Rail Height	Step 1	WT0404108APS	4.45-in x 4.45-in x 108-in Post Sleeve - Classic White (Fits over a 4x4 pressure treated post)	Substitute item for 42-in Rail Height Horizontal and Stair installations; 1 required for every 2 posts
	Step 4	WT020236SBK	36.375-in Square Baluster Kit (16/box) - Classic White (108-in Post Sleeve required for assembly)	Substitute item for 42-in Rail Height Horizontal and Stair installations
Accessories	Accessory	WTHZACCYKIT	Mounting Hardware for Cut Rails - Horizontal - Classic White	Additional hardware for cut railing sections
	Accessory	WTSTACCYKIT	Mounting Hardware for Cut Rails - Stair - Classic White	Additional hardware for cut railing sections
	Accessory	WT22HGASK	22.5 Degree Gasket Pack - Classic White	Gaskets for 22.5 degree angles
	Accessory	WT45RSBADAPK	45 Degree Birdsmouth Gasket Pack (4x4 Post Sleeve) - Classic White	Gaskets and hardware for 45 degree angles



WB-2

Deck Color: Select Woodland Brown
Railing Look: Contrast It

	Railing Style Step	Item #	Description	1 required per section (unless otherwise noted)
6-ft x 36-in Horizontal Rail	Step 1	WT040439APS	4.45-in x 4.45-in x 40-in Post Sleeve - Classic White (Fits over a 4x4 pressure treated post)	
	Step 2A	PWTSQCAP4X4	4.55-in x 4.55-in Post Sleeve Flat Cap - Classic White	
	Step 2B	PWTSKIRT4X4	4.55-in x 4.55-in Post Sleeve Skirt - Classic White	
	Steps 3, 4 & 5	WT0636HSELK	67.5-in x 36-in Select Rail Kit w. Square Balusters - Horizontal - Classic White	
6-ft x 36-in Stair Rail	Step 1	WT0404108APS	4.45-in x 4.45-in x 108-in Post Sleeve - Classic White (Fits over a 4x4 pressure treated post)	1 required for every 2 posts
	Step 2A	PWTSQCAP4X4	4.55-in x 4.55-in Post Sleeve Flat Cap - Classic White	
	Step 2B	PWTSKIRT4X4	4.55-in x 4.55-in Post Sleeve Skirt - Classic White	
	Steps 3, 4 & 5	WT0636SSELK	67.5-in x 36-in Select Rail Kit w. Square Balusters - Stair - Classic White	
8-ft x 36-in Horizontal Rail	Step 1	WT040439APS	4.45-in x 4.45-in x 40-in Post Sleeve - Classic White (Fits over a 4x4 pressure treated post)	
	Step 2A	PWTSQCAP4X4	4.55-in x 4.55-in Post Sleeve Flat Cap - Classic White	
	Step 2B	PWTSKIRT4X4	4.55-in x 4.55-in Post Sleeve Skirt - Classic White	
	Steps 3, 4 & 5	WT0836HSELK	91.5-in x 36-in Select Rail Kit w. Square Balusters - Horizontal - Classic White	
8-ft x 36-in Stair Rail	Step 1	WT0404108APS	4.45-in x 4.45-in x 108-in Post Sleeve - Classic White (Fits over a 4x4 pressure treated post)	1 required for every 2 posts
	Step 2A	PWTSQCAP4X4	4.55-in x 4.55-in Post Sleeve Flat Cap - Classic White	
	Step 2B	PWTSKIRT4X4	4.55-in x 4.55-in Post Sleeve Skirt - Classic White	
	Steps 3, 4 & 5	WT0836SSELK	91.5-in x 36-in Select Rail Kit w. Square Balusters - Stair - Classic White	
Accessories	Accessory	WTHSELCUT	Mounting Hardware for Cut Select Rails - Horizontal - Classic White	Additional hardware for cut railing sections
	Accessory	WTSSSELCUT	Mounting Hardware for Cut Select Rails - Stair - Classic White	Additional hardware for cut railing sections
	Accessory	WTSEL45ADP	45 Degree Adapter Kit for Select - Classic White	



WB-3

Deck Color: Select Woodland Brown
Railing Look: Change It Up

	Railing Style Step	Item #	Description	1 required per section (unless otherwise noted)
6-ft x 36-in Horizontal Rail	Step 1	BK040439APS	4.45-in x 4.45-in x 40-in Post Sleeve - Charcoal Black (Fits over a 4x4 pressure treated post)	
	Step 2A	PBKSQCAP4X4	4.55-in x 4.55-in Post Sleeve Flat Cap - Charcoal Black	
	Step 2B	PBKSKIRT4X4	4.55-in x 4.55-in Post Sleeve Skirt - Charcoal Black	
	Steps 3, 4 & 5	BKASO636HRK	72-in x 36-in Reveal Rail Kit w. Square Balusters - Horizontal - Charcoal Black	
6-ft x 36-in Stair Rail	Step 1	BK0404108APS	4.45-in x 4.45-in x 108-in Post Sleeve - Charcoal Black (Fits over a 4x4 pressure treated post)	1 required for every 2 posts
	Step 2A	PBKSQCAP4X4	4.55-in x 4.55-in Post Sleeve Flat Cap - Charcoal Black	
	Step 2B	PBKSKIRT4X4	4.55-in x 4.55-in Post Sleeve Skirt - Charcoal Black	
	Steps 3, 4 & 5	BKASO636SRK	72-in x 36-in Reveal Rail Kit w. Square Balusters - Stair - Charcoal Black	
8-ft x 36-in Horizontal Rail	Step 1	BK040439APS	4.45-in x 4.45-in x 40-in Post Sleeve - Charcoal Black (Fits over a 4x4 pressure treated post)	
	Step 2A	PBKSQCAP4X4	4.55-in x 4.55-in Post Sleeve Flat Cap - Charcoal Black	
	Step 2B	PBKSKIRT4X4	4.55-in x 4.55-in Post Sleeve Skirt - Charcoal Black	
	Steps 3, 4 & 5	BKASO836HRK	96-in x 36-in Reveal Rail Kit w. Square Balusters - Horizontal - Charcoal Black	
8-ft x 36-in Stair Rail	Step 1	BK0404108APS	4.45-in x 4.45-in x 108-in Post Sleeve - Charcoal Black (Fits over a 4x4 pressure treated post)	1 required for every 2 posts
	Step 2A	PBKSQCAP4X4	4.55-in x 4.55-in Post Sleeve Flat Cap - Charcoal Black	
	Step 2B	PBKSKIRT4X4	4.55-in x 4.55-in Post Sleeve Skirt - Charcoal Black	
	Steps 3, 4 & 5	BKASO836SRK	96-in x 36-in Reveal Rail Kit w. Square Balusters - Stair - Charcoal Black	
Accessories for 42-in Rail Height	Step 1	BK0404108APS	4.45-in x 4.45-in x 108-in Post Sleeve - Charcoal Black (Fits over a 4x4 pressure treated post)	Substitute item for 42-in Rail Height Horizontal and Stair installations; 1 required for every 2 posts
	Steps 3, 4 & 5, 6-ft	BKASO642HRK	72-in x 42-in Reveal Rail Kit w. Square Balusters - Horizontal - Charcoal Black	Substitute item for 42-in Rail Height Horizontal installations
	Steps 3, 4 & 5, 6-ft	BKASO642SRK	72-in x 42-in Reveal Rail Kit w. Square Balusters - Stair - Charcoal Black	Substitute item for 42-in Rail Height Stair installations
	Steps 3, 4 & 5, 8-ft	BKASO842HRK	96-in x 42-in Reveal Rail Kit w. Square Balusters - Horizontal - Charcoal Black	Substitute item for 42-in Rail Height Horizontal installations
	Steps 3, 4 & 5, 8-ft	BKASO842SRK	96-in x 42-in Reveal Rail Kit w. Square Balusters - Stair - Charcoal Black	Substitute item for 42-in Rail Height Stair installations
Accessories	Accessory	BKFHBKTAL	Reveal Cut Kit - Fixed Bracket - Horizontal (4/pack) - Charcoal Black	Additional hardware for cut railing sections
	Accessory	BKF SBKTAL	Reveal Cut Kit - Fixed Bracket - Stair (4/pack) - Charcoal Black	Additional hardware for cut railing sections
	Accessory	BKSWHBKTAL	Reveal Swivel Bracket - Horizontal (2/pack) - Charcoal Black	Additional hardware for cut angled railing sections

VINTAGE LANTERN

Trex Transcend



Once you've selected your deck color, choose between one of two board profiles. Then, select a railing look that suits your style. SKUs for all of these options can be found on the following pages.

1 CHOOSE A BOARD PROFILE



Square Edge

or




Grooved Edge

2 SELECT A RAILING LOOK



Coordinate It **VL-1**



Contrast It **VL-2**



Change It Up **VL-3**

VINTAGE LANTERN DECK BOARD PROFILES

	Dimensions	Item #	Description
1-in x 6-in Decking, Square Edge	1 x 6 x 12'	VL010612TS01	.94-in x 5.5-in x 12-ft Square Transcend Vintage Lantern
	1 x 6 x 16'	VL010616TS01	.94-in x 5.5-in x 16-ft Square Transcend Vintage Lantern
	1 x 6 x 20'	VL010620TS01	.94-in x 5.5-in x 20-ft Square Transcend Vintage Lantern
1-in x 6-in Decking, Grooved Edge	1 x 6 x 12'	VL010612TG01	.94-in x 5.5-in x 12-ft Grooved Transcend Vintage Lantern
	1 x 6 x 16'	VL010616TG01	.94-in x 5.5-in x 16-ft Grooved Transcend Vintage Lantern
	1 x 6 x 20'	VL010620TG01	.94-in x 5.5-in x 20-ft Grooved Transcend Vintage Lantern



VL-1

Deck Color: Transcend Vintage Lantern
Railing Look: Coordinate It

	Railing Style Step	Item #	Description	1 required per section (unless otherwise noted)
6-ft x 36-in Horizontal Rail	Step 1	VLO40439APS	4.45-in x 4.45-in x 40-in Post Sleeve - Vintage Lantern (Fits over a 4x4 pressure treated post)	
	Step 2A	PVLSQCAP4X4	4.55-in x 4.55-in Post Sleeve Flat Cap - Vintage Lantern	
	Step 2B	PVLSKIRT4X4	4.55-in x 4.55-in Post Sleeve Skirt - Vintage Lantern	
	Step 3A	VLCROWNTR06	67.5-in Crown Top Rail - Vintage Lantern	
	Step 3B	VLUNIVTBR06	67.5-in Universal Top or Bottom Rail - Vintage Lantern	
	Step 4	VLO20230SBK	30.375-in Square Baluster Kit (16/box) - Vintage Lantern	13 balusters required per section
	Step 5	VLSQHIK06	67.5-in Accessory Infill Kit for Square Balusters - Horizontal - Vintage Lantern	Includes assembly hardware
6-ft x 36-in Stair Rail	Step 1	VLO404108APS	4.45-in x 4.45-in x 108-in Post Sleeve - Vintage Lantern (Fits over a 4x4 pressure treated post)	1 required for every 2 posts
	Step 2A	PVLSQCAP4X4	4.55-in x 4.55-in Post Sleeve Flat Cap - Vintage Lantern	
	Step 2B	PVLSKIRT4X4	4.55-in x 4.55-in Post Sleeve Skirt - Vintage Lantern	
	Step 3A	VLCROWNTR06	67.5-in Crown Top Rail - Vintage Lantern	
	Step 3B	VLUNIVTBR06	67.5-in Universal Top or Bottom Rail - Vintage Lantern	
	Step 4	VLO20230SBK	30.375-in Square Baluster Kit (16/box) - Vintage Lantern	11 balusters required per section
	Step 5	VLSQSIK06	67.5-in Accessory Infill Kit for Square Balusters - Stair - Vintage Lantern	Includes assembly hardware
8-ft x 36-in Horizontal Rail	Step 1	VLO40439APS	4.45-in x 4.45-in x 40-in Post Sleeve - Vintage Lantern (Fits over a 4x4 pressure treated post)	
	Step 2A	PVLSQCAP4X4	4.55-in x 4.55-in Post Sleeve Flat Cap - Vintage Lantern	
	Step 2B	PVLSKIRT4X4	4.55-in x 4.55-in Post Sleeve Skirt - Vintage Lantern	
	Step 3A	VLCROWNTR08	91.5-in Crown Top Rail - Vintage Lantern	
	Step 3B	VLUNIVTBR08	91.5-in Universal Top or Bottom Rail - Vintage Lantern	
	Step 4	VLO20230SBK	30.375-in Square Baluster Kit (16/box) - Vintage Lantern	18 balusters required per section
	Step 5	VLSQHIK08	91.5-in Accessory Infill Kit for Square Balusters - Horizontal - Vintage Lantern	Includes assembly hardware
8-ft x 36-in Stair Rail	Step 1	VLO404108APS	4.45-in x 4.45-in x 108-in Post Sleeve - Vintage Lantern (Fits over a 4x4 pressure treated post)	1 required for every 2 posts
	Step 2A	PVLSQCAP4X4	4.55-in x 4.55-in Post Sleeve Flat Cap - Vintage Lantern	
	Step 2B	PVLSKIRT4X4	4.55-in x 4.55-in Post Sleeve Skirt - Vintage Lantern	
	Step 3A	VLCROWNTR08	91.5-in Crown Top Rail - Vintage Lantern	
	Step 3B	VLUNIVTBR08	91.5-in Universal Top or Bottom Rail - Vintage Lantern	
	Step 4	VLO20230SBK	30.375-in Square Baluster Kit (16/box) - Vintage Lantern	15 balusters required per section
	Step 5	VLSQSIK08	91.5-in Accessory Infill Kit for Square Balusters - Stair - Vintage Lantern	Includes assembly hardware
Accessories for 42-in Rail Height	Step 1	VLO404108APS	4.45-in x 4.45-in x 108-in Post Sleeve - Vintage Lantern (Fits over a 4x4 pressure treated post)	Substitute item for 42-in Rail Height Horizontal and Stair installations; 1 required for every 2 posts
	Step 4	VLO20236SBK	36.375-in Square Baluster Kit (16/box) - Vintage Lantern (108-in Post Sleeve required for assembly)	Substitute item for 42-in Rail Height Horizontal and Stair installations
Accessories	Accessory	VLHZACCYKIT	Mounting Hardware for Cut Rails - Horizontal - Vintage Lantern	Additional hardware for cut railing sections
	Accessory	VLSTACCYKIT	Mounting Hardware for Cut Rails - Stair - Vintage Lantern	Additional hardware for cut railing sections
	Accessory	VL22HGASK	22.5 Degree Gasket Pack - Vintage Lantern	Gaskets for 22.5 degree angles
	Accessory	VL45VLBADAPK	45 Degree Birdsmouth Gasket Pack (4x4 Post Sleeve) - Vintage Lantern	Gaskets and hardware for 45 degree angles



VL-2

Deck Color: Transcend Vintage Lantern
Railing Look: Contrast It

	Railing Style Step	Item #	Description	1 required per section (unless otherwise noted)
6-ft x 36-in Horizontal Rail	Step 1	WT040439APS	4.45-in x 4.45-in x 40-in Post Sleeve - Classic White (Fits over a 4x4 pressure treated post)	
	Step 2A	PWTSQCAP4X4	4.55-in x 4.55-in Post Sleeve Flat Cap - Classic White	
	Step 2B	PWTSKIRT4X4	4.55-in x 4.55-in Post Sleeve Skirt - Classic White	
	Step 3A	WTCROWNTR06	67.5-in Crown Top Rail - Classic White	
	Step 3B	WTUNIVTBRO6	67.5-in Universal Top or Bottom Rail - Classic White	
	Step 4	BKTA30RBK	30.25-in Round Aluminum Baluster Kit (20/box) - Charcoal Black	15 balusters required per section
	Step 5	WTRDHIK06	67.5-in Accessory Infill Kit for Round Balusters - Horizontal - Classic White	Includes assembly hardware
6-ft x 36-in Stair Rail	Step 1	WT0404108APS	4.45-in x 4.45-in x 108-in Post Sleeve - Classic White (Fits over a 4x4 pressure treated post)	1 required for every 2 posts
	Step 2A	PWTSQCAP4X4	4.55-in x 4.55-in Post Sleeve Flat Cap - Classic White	
	Step 2B	PWTSKIRT4X4	4.55-in x 4.55-in Post Sleeve Skirt - Classic White	
	Step 3A	WTCROWNTR06	67.5-in Crown Top Rail - Classic White	
	Step 3B	WTUNIVTBRO6	67.5-in Universal Top or Bottom Rail - Classic White	
	Step 4	BKTA30RBK	30.25-in Round Aluminum Baluster Kit (20/box) - Charcoal Black	12 balusters required per section
	Step 5	WTRDSIK06	67.5-in Accessory Infill Kit for Round Balusters - Stair - Classic White	Includes assembly hardware
8-ft x 36-in Horizontal Rail	Step 1	WT040439APS	4.45-in x 4.45-in x 40-in Post Sleeve - Classic White (Fits over a 4x4 pressure treated post)	
	Step 2A	PWTSQCAP4X4	4.55-in x 4.55-in Post Sleeve Flat Cap - Classic White	
	Step 2B	PWTSKIRT4X4	4.55-in x 4.55-in Post Sleeve Skirt - Classic White	
	Step 3A	WTCROWNTR08	91.5-in Crown Top Rail - Classic White	
	Step 3B	WTUNIVTBRO8	91.5-in Universal Top or Bottom Rail - Classic White	
	Step 4	BKTA30RBK	30.25-in Round Aluminum Baluster Kit (20/box) - Charcoal Black	20 balusters required per section
	Step 5	WTRDHIK08	91.5-in Accessory Infill Kit for Round Balusters - Horizontal - Classic White	Includes assembly hardware
8-ft x 36-in Stair Rail	Step 1	WT0404108APS	4.45-in x 4.45-in x 108-in Post Sleeve - Classic White (Fits over a 4x4 pressure treated post)	1 required for every 2 posts
	Step 2A	PWTSQCAP4X4	4.55-in x 4.55-in Post Sleeve Flat Cap - Classic White	
	Step 2B	PWTSKIRT4X4	4.55-in x 4.55-in Post Sleeve Skirt - Classic White	
	Step 3A	WTCROWNTR08	91.5-in Crown Top Rail - Classic White	
	Step 3B	WTUNIVTBRO8	91.5-in Universal Top or Bottom Rail - Classic White	
	Step 4	BKTA30RBK	30.25-in Round Aluminum Baluster Kit (20/box) - Charcoal Black	16 balusters required per section
	Step 5	WTRDSIK08	91.5-in Accessory Infill Kit for Round Balusters - Stair - Classic White	Includes assembly hardware
Accessories for 42-in Rail Height	Step 1	WT0404108APS	4.45-in x 4.45-in x 108-in Post Sleeve - Classic White (Fits over a 4x4 pressure treated post)	Substitute item for 42-in Rail Height Horizontal and Stair installations; 1 required for every 2 posts
	Step 4	BKTA36RBK	36.25-in Round Aluminum Baluster Kit (20/box) - Charcoal Black	Substitute item for 42-in Rail Height Horizontal and Stair installations
Accessories	Accessory	WTHZACCYKIT	Mounting Hardware for Cut Rails - Horizontal - Classic White	Additional hardware for cut railing sections
	Accessory	WTSTACCYKIT	Mounting Hardware for Cut Rails - Stair - Classic White	Additional hardware for cut railing sections
	Accessory	WT22HGASK	22.5 Degree Gasket Pack - Classic White	Gaskets for 22.5 degree angles
	Accessory	WT45RSBADAPK	45 Degree Birdsmouth Gasket Pack (4x4 Post Sleeve) - Classic White	Gaskets and hardware for 45 degree angles



VL-3

Deck Color: Transcend Vintage Lantern
Railing Look: Change It Up

	Railing Style Step	Item #	Description	1 required per section (unless otherwise noted)
6-ft x 36-in Horizontal Rail	Step 1	VLO40439APS	4.45-in x 4.45-in x 40-in Post Sleeve - Vintage Lantern (Fits over a 4x4 pressure treated post)	
	Step 2A	PVLSQCAP4X4	4.55-in x 4.55-in Post Sleeve Flat Cap - Vintage Lantern	
	Step 2B	PVLSKIRT4X4	4.55-in x 4.55-in Post Sleeve Skirt - Vintage Lantern	
	Steps 3, 4 & 5	BKAS0636HRK	72-in x 36-in Reveal Rail Kit w. Square Balusters - Horizontal - Charcoal Black	
6-ft x 36-in Stair Rail	Step 1	VLO404108APS	4.45-in x 4.45-in x 108-in Post Sleeve - Vintage Lantern (Fits over a 4x4 pressure treated post)	1 required for every 2 posts
	Step 2A	PVLSQCAP4X4	4.55-in x 4.55-in Post Sleeve Flat Cap - Vintage Lantern	
	Step 2B	PVLSKIRT4X4	4.55-in x 4.55-in Post Sleeve Skirt - Vintage Lantern	
	Steps 3, 4 & 5	BKAS0636SRK	72-in x 36-in Reveal Rail Kit w. Square Balusters - Stair - Charcoal Black	
8-ft x 36-in Horizontal Rail	Step 1	VLO40439APS	4.45-in x 4.45-in x 40-in Post Sleeve - Vintage Lantern (Fits over a 4x4 pressure treated post)	
	Step 2A	PVLSQCAP4X4	4.55-in x 4.55-in Post Sleeve Flat Cap - Vintage Lantern	
	Step 2B	PVLSKIRT4X4	4.55-in x 4.55-in Post Sleeve Skirt - Vintage Lantern	
	Steps 3, 4 & 5	BKAS0836HRK	96-in x 36-in Reveal Rail Kit w. Square Balusters - Horizontal - Charcoal Black	
8-ft x 36-in Stair Rail	Step 1	VLO404108APS	4.45-in x 4.45-in x 108-in Post Sleeve - Vintage Lantern (Fits over a 4x4 pressure treated post)	1 required for every 2 posts
	Step 2A	PVLSQCAP4X4	4.55-in x 4.55-in Post Sleeve Flat Cap - Vintage Lantern	
	Step 2B	PVLSKIRT4X4	4.55-in x 4.55-in Post Sleeve Skirt - Vintage Lantern	
	Steps 3, 4 & 5	BKAS0836SRK	96-in x 36-in Reveal Rail Kit w. Square Balusters - Stair - Charcoal Black	
Accessories for 42-in Rail Height	Step 1	VLO404108APS	4.45-in x 4.45-in x 108-in Post Sleeve - Vintage Lantern (Fits over a 4x4 pressure treated post)	Substitute item for 42-in Rail Height Horizontal and Stair installations; 1 required for every 2 posts
	Steps 3, 4 & 5, 6-ft	BKAS0642HRK	72-in x 42-in Reveal Rail Kit w. Square Balusters - Horizontal - Charcoal Black	Substitute item for 42-in Rail Height Horizontal installations
	Steps 3, 4 & 5, 6-ft	BKAS0642SRK	72-in x 42-in Reveal Rail Kit w. Square Balusters - Stair - Charcoal Black	Substitute item for 42-in Rail Height Stair installations
	Steps 3, 4 & 5, 8-ft	BKAS0842HRK	96-in x 42-in Reveal Rail Kit w. Square Balusters - Horizontal - Charcoal Black	Substitute item for 42-in Rail Height Horizontal installations
	Steps 3, 4 & 5, 8-ft	BKAS0842SRK	96-in x 42-in Reveal Rail Kit w. Square Balusters - Stair - Charcoal Black	Substitute item for 42-in Rail Height Stair installations
Accessories	Accessory	BKFHBKTAL	Reveal Cut Kit - Fixed Bracket - Horizontal (4/pack) - Charcoal Black	Additional hardware for cut railing sections
	Accessory	BKFSBKTAL	Reveal Cut Kit - Fixed Bracket - Stair (4/pack) - Charcoal Black	Additional hardware for cut railing sections
	Accessory	BKSWHBKTAL	Reveal Swivel Bracket - Horizontal (2/pack) - Charcoal Black	Additional hardware for cut angled railing sections

MADEIRA

Trex Select



Once you've selected your deck color, choose between one of two board profiles. Then, select a railing look that suits your style. SKUs for all of these options can be found on the following pages.

1 CHOOSE A BOARD PROFILE



Square Edge

or




Grooved Edge

2 SELECT A RAILING LOOK



Coordinate It **MB-1**



Contrast It **MB-2**



Change It Up **MB-3**

MADEIRA DECK BOARD PROFILES

	Dimensions	Item #	Description
1-in x 6-in Decking, Square Edge	1 x 6 x 12'	MB010612SS01	.82-in x 5.5-in x 12-ft Square Select Madeira
	1 x 6 x 16'	MB010616SS01	.82-in x 5.5-in x 16-ft Square Select Madeira
	1 x 6 x 20'	MB010620SS01	.82-in x 5.5-in x 20-ft Square Select Madeira
1-in x 6-in Decking, Grooved Edge	1 x 6 x 12'	MB010612SG01	.82-in x 5.5-in x 12-ft Grooved Select Madeira
	1 x 6 x 16'	MB010616SG01	.82-in x 5.5-in x 16-ft Grooved Select Madeira
	1 x 6 x 20'	MB010620SG01	.82-in x 5.5-in x 20-ft Grooved Select Madeira



MB-1

Deck Color: Select Madeira
Railing Look: Coordinate It

	Railing Style Step	Item #	Description	1 required per section (unless otherwise noted)
6-ft x 36-in Horizontal Rail	Step 1	BK040439APS	4.45-in x 4.45-in x 40-in Post Sleeve - Charcoal Black (Fits over a 4x4 pressure treated post)	
	Step 2B	PBKSIRT4X4	4.55-in x 4.55-in Post Sleeve Skirt - Charcoal Black	
	Step 3A	BKUNIVTBR06	67.5-in Universal Top or Bottom Rail - Charcoal Black	
	Step 3A	Cocktail Rail Board	.82-in x 5.5-in x 12-ft Square Select Madeira	Deck board used on top of universal rail
	Step 3B	BKUNIVTBR06	67.5-in Universal Top or Bottom Rail - Charcoal Black	
	Step 4	BKTA30RBK	30.25-in Round Aluminum Baluster Kit (20/box) - Charcoal Black	15 balusters required per section
	Step 5	BKRDSIK06	67.5-in Accessory Infill Kit for Round Balusters - Horizontal - Charcoal Black	Includes assembly hardware
6-ft x 36-in Stair Rail	Step 1	BK0404108APS	4.45-in x 4.45-in x 108-in Post Sleeve - Charcoal Black (Fits over a 4x4 pressure treated post)	1 required for every 2 posts
	Step 2B	PBKSIRT4X4	4.55-in x 4.55-in Post Sleeve Skirt - Charcoal Black	
	Step 3A	BKUNIVTBR06	67.5-in Universal Top or Bottom Rail - Charcoal Black	
	Step 3A	Cocktail Rail Board	.82-in x 5.5-in x 12-ft Square Select Madeira	Deck board used on top of universal rail
	Step 3B	BKUNIVTBR06	67.5-in Universal Top or Bottom Rail - Charcoal Black	
	Step 4	BKTA30RBK	30.25-in Round Aluminum Baluster Kit (20/box) - Charcoal Black	12 balusters required per section
	Step 5	BKRDSIK06	67.5-in Accessory Infill Kit for Round Balusters - Stair - Charcoal Black	Includes assembly hardware
8-ft x 36-in Horizontal Rail	Step 1	BK040439APS	4.45-in x 4.45-in x 40-in Post Sleeve - Charcoal Black (Fits over a 4x4 pressure treated post)	
	Step 2B	PBKSIRT4X4	4.55-in x 4.55-in Post Sleeve Skirt - Charcoal Black	
	Step 3A	BKUNIVTBR08	91.5-in Universal Top or Bottom Rail - Charcoal Black	
	Step 3A	Cocktail Rail Board	.82-in x 5.5-in x 16-ft Square Select Madeira	Deck board used on top of universal rail
	Step 3B	BKUNIVTBR08	91.5-in Universal Top or Bottom Rail - Charcoal Black	
	Step 4	BKTA30RBK	30.25-in Round Aluminum Baluster Kit (20/box) - Charcoal Black	20 balusters required per section
	Step 5	BKRDSIK08	91.5-in Accessory Infill Kit for Round Balusters - Horizontal - Charcoal Black	Includes assembly hardware
8-ft x 36-in Stair Rail	Step 1	BK0404108APS	4.45-in x 4.45-in x 108-in Post Sleeve - Charcoal Black (Fits over a 4x4 pressure treated post)	1 required for every 2 posts
	Step 2B	PBKSIRT4X4	4.55-in x 4.55-in Post Sleeve Skirt - Charcoal Black	
	Step 3A	BKUNIVTBR08	91.5-in Universal Top or Bottom Rail - Charcoal Black	
	Step 3A	Cocktail Rail Board	.82-in x 5.5-in x 16-ft Square Select Madeira	Deck board used on top of universal rail
	Step 3B	BKUNIVTBR08	91.5-in Universal Top or Bottom Rail - Charcoal Black	
	Step 4	BKTA30RBK	30.25-in Round Aluminum Baluster Kit (20/box) - Charcoal Black	16 balusters required per section
	Step 5	BKRDSIK08	91.5-in Accessory Infill Kit for Round Balusters - Stair - Charcoal Black	Includes assembly hardware
Accessories for 42-in Rail Height	Step 1	BK0404108APS	4.45-in x 4.45-in x 108-in Post Sleeve - Charcoal Black (Fits over a 4x4 pressure treated post)	Substitute item for 42-in Rail Height Horizontal and Stair installations; 1 required for every 2 posts
	Step 4	BKTA36RBK	36.25-in Round Aluminum Baluster Kit (20/box) - Charcoal Black	Substitute item for 42-in Rail Height Horizontal and Stair installations
Accessories	Accessory	BKHZACCYKIT	Mounting Hardware for Cut Rails - Horizontal - Charcoal Black	Additional hardware for cut railing sections
	Accessory	BKSTACCYKIT	Mounting Hardware for Cut Rails - Stair - Charcoal Black	Additional hardware for cut railing sections
	Accessory	BK22HGASK	22.5 Degree Gasket Pack - Charcoal Black	Gaskets for 22.5 degree angles
	Accessory	BK45RSBADAPK	45 Degree Birdsmouth Gasket Pack (4x4 Post Sleeve) - Charcoal Black	Gaskets and hardware for 45 degree angles



MB-2

Deck Color: Select Madeira
Railing Look: Contrast It

	Railing Style Step	Item #	Description	1 required per section (unless otherwise noted)
6-ft x 36-in Horizontal Rail	Step 1	WT040439APS	4.45-in x 4.45-in x 40-in Post Sleeve - Classic White (Fits over a 4x4 pressure treated post)	
	Step 2A	PWTSQCAP4X4	4.55-in x 4.55-in Post Sleeve Flat Cap - Classic White	
	Step 2B	PWTSKIRT4X4	4.55-in x 4.55-in Post Sleeve Skirt - Classic White	
	Steps 3, 4 & 5	WT0636HSELK	67.5-in x 36-in Select Rail Kit w. Square Balusters - Horizontal - Classic White	
6-ft x 36-in Stair Rail	Step 1	WT0404108APS	4.45-in x 4.45-in x 108-in Post Sleeve - Classic White (Fits over a 4x4 pressure treated post)	1 required for every 2 posts
	Step 2A	PWTSQCAP4X4	4.55-in x 4.55-in Post Sleeve Flat Cap - Classic White	
	Step 2B	PWTSKIRT4X4	4.55-in x 4.55-in Post Sleeve Skirt - Classic White	
	Steps 3, 4 & 5	WT0636SSELK	67.5-in x 36-in Select Rail Kit w. Square Balusters - Stair - Classic White	
8-ft x 36-in Horizontal Rail	Step 1	WT040439APS	4.45-in x 4.45-in x 40-in Post Sleeve - Classic White (Fits over a 4x4 pressure treated post)	
	Step 2A	PWTSQCAP4X4	4.55-in x 4.55-in Post Sleeve Flat Cap - Classic White	
	Step 2B	PWTSKIRT4X4	4.55-in x 4.55-in Post Sleeve Skirt - Classic White	
	Steps 3, 4 & 5	WT0836HSELK	91.5-in x 36-in Select Rail Kit w. Square Balusters - Horizontal - Classic White	
8-ft x 36-in Stair Rail	Step 1	WT0404108APS	4.45-in x 4.45-in x 108-in Post Sleeve - Classic White (Fits over a 4x4 pressure treated post)	1 required for every 2 posts
	Step 2A	PWTSQCAP4X4	4.55-in x 4.55-in Post Sleeve Flat Cap - Classic White	
	Step 2B	PWTSKIRT4X4	4.55-in x 4.55-in Post Sleeve Skirt - Classic White	
	Steps 3, 4 & 5	WT0836SSELK	91.5-in x 36-in Select Rail Kit w. Square Balusters - Stair - Classic White	
Accessories	Accessory	WTHSEL CUT	Mounting Hardware for Cut Select Rails - Horizontal - Classic White	Additional hardware for cut railing sections
	Accessory	WTSSEL CUT	Mounting Hardware for Cut Select Rails - Stair - Classic White	Additional hardware for cut railing sections
	Accessory	WTSEL45ADP	45 Degree Adapter Kit for Select - Classic White	



MB-3

Deck Color: Select Madeira
Railing Look: Change It Up

	Railing Style Step	Item #	Description	1 required per section (unless otherwise noted)
6-ft x 36-in Horizontal Rail	Step 1/2	BKAL252537RCAP	2.5-in x 2.5-in x 37-in Reveal Post w. Cap & Skirt - Horizontal - Charcoal Black	
	Steps 3, 4 & 5	BKAS0636HRK	72-in x 36-in Reveal Rail Kit w. Square Balusters - Horizontal - Charcoal Black	
6-ft x 36-in Stair Rail	Step 1/2	BKAL252553RCAP	2.5-in x 2.5-in x 53-in Reveal Post w. Cap & Skirt - Stair - Charcoal Black	
	Steps 3, 4 & 5	BKAS0636SRK	72-in x 36-in Reveal Rail Kit w. Square Balusters - Stair - Charcoal Black	
8-ft x 36-in Horizontal Rail	Step 1/2	BKAL252537RCAP	2.5-in x 2.5-in x 37-in Reveal Post w. Cap & Skirt - Horizontal - Charcoal Black	
	Steps 3, 4 & 5	BKAS0836HRK	96-in x 36-in Reveal Rail Kit w. Square Balusters - Horizontal - Charcoal Black	
8-ft x 36-in Stair Rail	Step 1/2	BKAL252553RCAP	2.5-in x 2.5-in x 53-in Reveal Post w. Cap & Skirt - Stair - Charcoal Black	
	Steps 3, 4 & 5	BKAS0836SRK	96-in x 36-in Reveal Rail Kit w. Square Balusters - Stair - Charcoal Black	
Accessories for 42-in Rail Height	Step 1/2	BKAL252543RCAP	2.5-in x 2.5-in x 43-in Reveal Post w. Cap & Skirt - Horizontal - Charcoal Black	Substitute item for 42-in Rail Height Horizontal installations
	Step 1/2	BKAL252542RCCP	2.5-in x 2.5-in x 42-in Reveal Crossover Post - Charcoal Black	Substitute item for 42-in Rail Height Horizontal installations (Crossover style)
	Steps 3, 4 & 5, 6-ft	BKAS0642HRK	72-in x 42-in Reveal Rail Kit w. Square Balusters - Horizontal - Charcoal Black	Substitute item for 42-in Rail Height Horizontal installations
	Steps 3, 4 & 5, 6-ft	BKAS0642SRK	72-in x 42-in Reveal Rail Kit w. Square Balusters - Stair - Charcoal Black	Substitute item for 42-in Rail Height Stair installations
	Steps 3, 4 & 5, 8-ft	BKAS0842HRK	96-in x 42-in Reveal Rail Kit w. Square Balusters - Horizontal - Charcoal Black	Substitute item for 42-in Rail Height Horizontal installations
	Steps 3, 4 & 5, 8-ft	BKAS0842SRK	96-in x 42-in Reveal Rail Kit w. Square Balusters - Stair - Charcoal Black	Substitute item for 42-in Rail Height Stair installations
Accessories	Accessory	ALPOSTHWDECK	Aluminum Plate and Hardware (For use with 2.5-in Aluminum Post and 2.5-in Aluminum Crossover Post only)	1 required per post
	Accessory	BKFHBKTAL	Reveal Cut Kit - Fixed Bracket - Horizontal (4/pack) - Charcoal Black	Additional hardware for cut railing sections
	Accessory	BKFSBKTAL	Reveal Cut Kit - Fixed Bracket - Stair (4/pack) - Charcoal Black	
	Accessory	BKSWHBKTAL	Reveal Swivel Bracket - Horizontal (2/pack) - Charcoal Black	Hardware for angled rail connections
	Accessory	BK25RCSWSCBKTAL	Reveal 2.5-in Swivel Crossover Bracket - Stair (1/pack) - Charcoal Black	
	Accessory	BKAL252536RCCP	2.5-in x 2.5-in x 36-in Reveal Crossover Post - Charcoal Black	

LAVA ROCK

Trex Transcend



Once you've selected your deck color, choose between one of two board profiles. Then, select a railing look that suits your style. SKUs for all of these options can be found on the following pages.

1 CHOOSE A BOARD PROFILE



Square Edge

or



Grooved Edge

2 SELECT A RAILING LOOK



Coordinate It **LR-1**



Contrast It **LR-2**



Change It Up **LR-3**

LAVA ROCK DECK BOARD PROFILES

	Dimensions	Item #	Description
1-in x 6-in Decking, Square Edge	1 x 6 x 12'	LR010612TS01	.94-in x 5.5-in x 12-ft Square Transcend Lava Rock
	1 x 6 x 16'	LR010616TS01	.94-in x 5.5-in x 16-ft Square Transcend Lava Rock
	1 x 6 x 20'	LR010620TS01	.94-in x 5.5-in x 20-ft Square Transcend Lava Rock
1-in x 6-in Decking, Grooved Edge	1 x 6 x 12'	LR010612TG01	.94-in x 5.5-in x 12-ft Grooved Transcend Lava Rock
	1 x 6 x 16'	LR010616TG01	.94-in x 5.5-in x 16-ft Grooved Transcend Lava Rock
	1 x 6 x 20'	LR010620TG01	.94-in x 5.5-in x 20-ft Grooved Transcend Lava Rock



LR-1

Deck Color: Transcend Lava Rock
Railing Look: Coordinate It

	Railing Style Step	Item #	Description	1 required per section (unless otherwise noted)
6-ft x 36-in Horizontal Rail	Step 1	BKO40439APS	4.45-in x 4.45-in x 40-in Post Sleeve - Charcoal Black (Fits over a 4x4 pressure treated post)	
	Step 2B	PBKSIRT4X4	4.55-in x 4.55-in Post Sleeve Skirt - Charcoal Black	
	Step 3A	BKUNIVTBR06	67.5-in Universal Top or Bottom Rail - Charcoal Black	
	Step 3A	Cocktail Rail Board	.94-in x 5.5-in x 12-ft Square Transcend Lava Rock	Deck Board used on top of universal rail
	Step 3B	BKUNIVTBR06	67.5-in Universal Top or Bottom Rail - Charcoal Black	
	Step 4	BKTA30RBK	30.25-in Round Aluminum Baluster Kit (20/box) - Charcoal Black	15 balusters required per section
	Step 5	BKRDHIK06	67.5-in Accessory Infill Kit for Round Balusters - Horizontal - Charcoal Black	Includes assembly hardware
6-ft x 36-in Stair Rail	Step 1	BKO404108APS	4.45-in x 4.45-in x 108-in Post Sleeve - Charcoal Black (Fits over a 4x4 pressure treated post)	1 required for every 2 posts
	Step 2B	PBKSIRT4X4	4.55-in x 4.55-in Post Sleeve Skirt - Charcoal Black	
	Step 3A	BKUNIVTBR06	67.5-in Universal Top or Bottom Rail - Charcoal Black	
	Step 3A	Cocktail Rail Board	.94-in x 5.5-in x 12-ft Square Transcend Lava Rock	Deck Board used on top of universal rail
	Step 3B	BKUNIVTBR06	67.5-in Universal Top or Bottom Rail - Charcoal Black	
	Step 4	BKTA30RBK	30.25-in Round Aluminum Baluster Kit (20/box) - Charcoal Black	12 balusters required per section
	Step 5	BKRDHIK06	67.5-in Accessory Infill Kit for Round Balusters - Stair - Charcoal Black	Includes assembly hardware
8-ft x 36-in Horizontal Rail	Step 1	BKO40439APS	4.45-in x 4.45-in x 40-in Post Sleeve - Charcoal Black (Fits over a 4x4 pressure treated post)	
	Step 2B	PBKSIRT4X4	4.55-in x 4.55-in Post Sleeve Skirt - Charcoal Black	
	Step 3A	BKUNIVTBR08	91.5-in Universal Top or Bottom Rail - Charcoal Black	
	Step 3A	Cocktail Rail Board	.94-in x 5.5-in x 16-ft Square Transcend Lava Rock	Deck Board used on top of universal rail
	Step 3B	BKUNIVTBR08	91.5-in Universal Top or Bottom Rail - Charcoal Black	
	Step 4	BKTA30RBK	30.25-in Round Aluminum Baluster Kit (20/box) - Charcoal Black	20 balusters required per section
	Step 5	BKRDHIK08	91.5-in Accessory Infill Kit for Round Balusters - Horizontal - Charcoal Black	Includes assembly hardware
8-ft x 36-in Stair Rail	Step 1	BKO404108APS	4.45-in x 4.45-in x 108-in Post Sleeve - Charcoal Black (Fits over a 4x4 pressure treated post)	1 required for every 2 posts
	Step 2B	PBKSIRT4X4	4.55-in x 4.55-in Post Sleeve Skirt - Charcoal Black	
	Step 3A	BKUNIVTBR08	91.5-in Universal Top or Bottom Rail - Charcoal Black	
	Step 3A	Cocktail Rail Board	.94-in x 5.5-in x 16-ft Square Transcend Lava Rock	Deck Board used on top of universal rail
	Step 3B	BKUNIVTBR08	91.5-in Universal Top or Bottom Rail - Charcoal Black	
	Step 4	BKTA30RBK	30.25-in Round Aluminum Baluster Kit (20/box) - Charcoal Black	16 balusters required per section
	Step 5	BKRDHIK08	91.5-in Accessory Infill Kit for Round Balusters - Stair - Charcoal Black	Includes assembly hardware
Accessories for 42-in Rail Height	Step 1	BKO404108APS	4.45-in x 4.45-in x 108-in Post Sleeve - Charcoal Black (Fits over a 4x4 pressure treated post)	Substitute item for 42-in Rail Height Horizontal and Stair installations; 1 required for every 2 posts
	Step 4	BKTA36RBK	36.25-in Round Aluminum Baluster Kit (20/box) - Charcoal Black	Substitute item for 42-in Rail Height Horizontal and Stair installations
Accessories	Accessory	BKHZACCYKIT	Mounting Hardware for Cut Rails - Horizontal - Charcoal Black	Additional hardware for cut railing sections
	Accessory	BKSTACCYKIT	Mounting Hardware for Cut Rails - Stair - Charcoal Black	Additional hardware for cut railing sections
	Accessory	BK22HGASK	22.5 Degree Gasket Pack - Charcoal Black	Gaskets for 22.5 degree angles
	Accessory	BK45RSBADAPK	45 Degree Birdsmouth Gasket Pack (4x4 Post Sleeve) - Charcoal Black	Gaskets and hardware for 45 degree angles



LR-2

Deck Color: Transcend Lava Rock
Railing Look: Contrast It

	Railing Style Step	Item #	Description	1 required per section (unless otherwise noted)
6-ft x 36-in Horizontal Rail	Step 1	WT040439APS	4.45-in x 4.45-in x 40-in Post Sleeve - Classic White (Fits over a 4x4 pressure treated post)	
	Step 2A	PWTSQCAP4X4	4.55-in x 4.55-in Post Sleeve Flat Cap - Classic White	
	Step 2B	PWTSKIRT4X4	4.55-in x 4.55-in Post Sleeve Skirt - Classic White	
	Step 3A	WTCROWNTR06	67.5-in Crown Top Rail - Classic White	
	Step 3B	WTUNIVTBRO6	67.5-in Universal Top or Bottom Rail - Classic White	
	Step 4	BKTA30RBK	30.25-in Round Aluminum Baluster Kit (20/box) - Charcoal Black	15 balusters required per section
	Step 5	WTRDHIK06	67.5-in Accessory Infill Kit for Round Balusters - Horizontal - Classic White	Includes assembly hardware
6-ft x 36-in Stair Rail	Step 1	WT0404108APS	4.45-in x 4.45-in x 108-in Post Sleeve - Classic White (Fits over a 4x4 pressure treated post)	1 required for every 2 posts
	Step 2A	PWTSQCAP4X4	4.55-in x 4.55-in Post Sleeve Flat Cap - Classic White	
	Step 2B	PWTSKIRT4X4	4.55-in x 4.55-in Post Sleeve Skirt - Classic White	
	Step 3A	WTCROWNTR06	67.5-in Crown Top Rail - Classic White	
	Step 3B	WTUNIVTBRO6	67.5-in Universal Top or Bottom Rail - Classic White	
	Step 4	BKTA30RBK	30.25-in Round Aluminum Baluster Kit (20/box) - Charcoal Black	12 balusters required per section
	Step 5	WTRDSIK06	67.5-in Accessory Infill Kit for Round Balusters - Stair - Classic White	Includes assembly hardware
8-ft x 36-in Horizontal Rail	Step 1	WT040439APS	4.45-in x 4.45-in x 40-in Post Sleeve - Classic White (Fits over a 4x4 pressure treated post)	
	Step 2A	PWTSQCAP4X4	4.55-in x 4.55-in Post Sleeve Flat Cap - Classic White	
	Step 2B	PWTSKIRT4X4	4.55-in x 4.55-in Post Sleeve Skirt - Classic White	
	Step 3A	WTCROWNTR08	91.5-in Crown Top Rail - Classic White	
	Step 3B	WTUNIVTBRO8	91.5-in Universal Top or Bottom Rail - Classic White	
	Step 4	BKTA30RBK	30.25-in Round Aluminum Baluster Kit (20/box) - Charcoal Black	20 balusters required per section
	Step 5	WTRDHIK08	91.5-in Accessory Infill Kit for Round Balusters - Horizontal - Classic White	Includes assembly hardware
8-ft x 36-in Stair Rail	Step 1	WT0404108APS	4.45-in x 4.45-in x 108-in Post Sleeve - Classic White (Fits over a 4x4 pressure treated post)	1 required for every 2 posts
	Step 2A	PWTSQCAP4X4	4.55-in x 4.55-in Post Sleeve Flat Cap - Classic White	
	Step 2B	PWTSKIRT4X4	4.55-in x 4.55-in Post Sleeve Skirt - Classic White	
	Step 3A	WTCROWNTR08	91.5-in Crown Top Rail - Classic White	
	Step 3B	WTUNIVTBRO8	91.5-in Universal Top or Bottom Rail - Classic White	
	Step 4	BKTA30RBK	30.25-in Round Aluminum Baluster Kit (20/box) - Charcoal Black	16 balusters required per section
	Step 5	WTRDSIK08	91.5-in Accessory Infill Kit for Round Balusters - Stair - Classic White	Includes assembly hardware
Accessories for 42-in Rail Height	Step 1	WT0404108APS	4.45-in x 4.45-in x 108-in Post Sleeve - Classic White (Fits over a 4x4 pressure treated post)	Substitute item for 42-in Rail Height Horizontal and Stair installations; 1 required for every 2 posts
	Step 4	BKTA36RBK	36.25-in Round Aluminum Baluster Kit (20/box) - Charcoal Black	Substitute item for 42-in Rail Height Horizontal and Stair installations
Accessories	Accessory	WTHZACCYKIT	Mounting Hardware for Cut Rails - Horizontal - Classic White	Additional hardware for cut railing sections
	Accessory	WTSTACCYKIT	Mounting Hardware for Cut Rails - Stair - Classic White	Additional hardware for cut railing sections
	Accessory	WT22HGASK	22.5 Degree Gasket Pack - Classic White	Gaskets for 22.5 degree angles
	Accessory	WT45RSBADAPK	45 Degree Birdsmouth Gasket Pack (4x4 Post Sleeve) - Classic White	Gaskets and hardware for 45 degree angles




LR-3

Deck Color: Transcend Lava Rock
Railing Look: Change It Up

	Railing Style Step	Item #	Description	1 required per section (unless otherwise noted)
6-ft x 36-in Horizontal Rail	Step 1	BK040439APS	4.45-in x 4.45-in x 40-in Post Sleeve - Charcoal Black (Fits over a 4x4 pressure treated post)	
	Step 2A	PBKSQCAP4X4	4.55-in x 4.55-in Post Sleeve Flat Cap - Charcoal Black	
	Step 2B	PBKSKIRT4X4	4.55-in x 4.55-in Post Sleeve Skirt - Charcoal Black	
	Steps 3, 4 & 5	BKASO636HRK	72-in x 36-in Reveal Rail Kit w. Square Balusters - Horizontal - Charcoal Black	
6-ft x 36-in Stair Rail	Step 1	BK0404108APS	4.45-in x 4.45-in x 108-in Post Sleeve - Charcoal Black (Fits over a 4x4 pressure treated post)	1 required for every 2 posts
	Step 2A	PBKSQCAP4X4	4.55-in x 4.55-in Post Sleeve Flat Cap - Charcoal Black	
	Step 2B	PBKSKIRT4X4	4.55-in x 4.55-in Post Sleeve Skirt - Charcoal Black	
	Steps 3, 4 & 5	BKASO636SRK	72-in x 36-in Reveal Rail Kit w. Square Balusters - Stair - Charcoal Black	
8-ft x 36-in Horizontal Rail	Step 1	BK040439APS	4.45-in x 4.45-in x 40-in Post Sleeve - Charcoal Black (Fits over a 4x4 pressure treated post)	
	Step 2A	PBKSQCAP4X4	4.55-in x 4.55-in Post Sleeve Flat Cap - Charcoal Black	
	Step 2B	PBKSKIRT4X4	4.55-in x 4.55-in Post Sleeve Skirt - Charcoal Black	
	Steps 3, 4 & 5	BKASO836HRK	96-in x 36-in Reveal Rail Kit w. Square Balusters - Horizontal - Charcoal Black	
8-ft x 36-in Stair Rail	Step 1	BK0404108APS	4.45-in x 4.45-in x 108-in Post Sleeve - Charcoal Black (Fits over a 4x4 pressure treated post)	1 required for every 2 posts
	Step 2A	PBKSQCAP4X4	4.55-in x 4.55-in Post Sleeve Flat Cap - Charcoal Black	
	Step 2B	PBKSKIRT4X4	4.55-in x 4.55-in Post Sleeve Skirt - Charcoal Black	
	Steps 3, 4 & 5	BKASO836SRK	96-in x 36-in Reveal Rail Kit w. Square Balusters - Stair - Charcoal Black	
Accessories for 42-in Rail Height	Step 1	BK0404108APS	4.45-in x 4.45-in x 108-in Post Sleeve - Charcoal Black (Fits over a 4x4 pressure treated post)	Substitute item for 42-in Rail Height Horizontal and Stair installations; 1 required for every 2 posts
	Steps 3, 4 & 5, 6-ft	BKASO642HRK	72-in x 42-in Reveal Rail Kit w. Square Balusters - Horizontal - Charcoal Black	Substitute item for 42-in Rail Height Horizontal installations
	Steps 3, 4 & 5, 6-ft	BKASO642SRK	72-in x 42-in Reveal Rail Kit w. Square Balusters - Stair - Charcoal Black	Substitute item for 42-in Rail Height Stair installations
	Steps 3, 4 & 5, 8-ft	BKASO842HRK	96-in x 42-in Reveal Rail Kit w. Square Balusters - Horizontal - Charcoal Black	Substitute item for 42-in Rail Height Horizontal installations
	Steps 3, 4 & 5, 8-ft	BKASO842SRK	96-in x 42-in Reveal Rail Kit w. Square Balusters - Stair - Charcoal Black	Substitute item for 42-in Rail Height Stair installations
Accessories	Accessory	BKFHBKTAL	Reveal Cut Kit - Fixed Bracket - Horizontal (4/pack) - Charcoal Black	Additional hardware for cut railing sections
	Accessory	BKF SBKTAL	Reveal Cut Kit - Fixed Bracket - Stair (4/pack) - Charcoal Black	Additional hardware for cut railing sections
	Accessory	BKSWHBKTAL	Reveal Swivel Bracket - Horizontal (2/pack) - Charcoal Black	Additional hardware for cut angled railing sections

FIRE PIT

Trex Transcend



Once you've selected your deck color, choose between one of two board profiles. Then, select a railing look that suits your style. SKUs for all of these options can be found on the following pages.

1 CHOOSE A BOARD PROFILE



Square Edge

or



Grooved Edge

2 SELECT A RAILING LOOK



Coordinate It **FP-1**



Contrast It **FP-2**



Change It Up **FP-3**

FIRE PIT DECK BOARD PROFILES

	Dimensions	Item #	Description
1-in x 6-in Decking, Square Edge	1 x 6 x 12'	FP010612TS01	.94-in x 5.5-in x 12-ft Square Transcend Fire Pit
	1 x 6 x 16'	FP010616TS01	.94-in x 5.5-in x 16-ft Square Transcend Fire Pit
	1 x 6 x 20'	FP010620TS01	.94-in x 5.5-in x 20-ft Square Transcend Fire Pit
1-in x 6-in Decking, Grooved Edge	1 x 6 x 12'	FP010612TG01	.94-in x 5.5-in x 12-ft Grooved Transcend Fire Pit
	1 x 6 x 16'	FP010616TG01	.94-in x 5.5-in x 16-ft Grooved Transcend Fire Pit
	1 x 6 x 20'	FP010620TG01	.94-in x 5.5-in x 20-ft Grooved Transcend Fire Pit



FP-1

Deck Color: Transcend Fire Pit
Railing Look: Coordinate It

	Railing Style Step	Item #	Description	1 required per section (unless otherwise noted)
6-ft x 36-in Horizontal Rail	Step 1	FPO40439APS	4.45-in x 4.45-in x 40-in Post Sleeve - Fire Pit (Fits over a 4x4 pressure treated post)	
	Step 2A	PFPSQCAP4X4	4.55-in x 4.55-in Post Sleeve Flat Cap - Fire Pit	
	Step 2B	PFPSKIRT4X4	4.55-in x 4.55-in Post Sleeve Skirt - Fire Pit	
	Step 3A	FPCROWNTR06	67.5-in Crown Top Rail - Fire Pit	
	Step 3B	FPUNIVTBRO6	67.5-in Universal Top or Bottom Rail - Fire Pit	
	Step 4	FPO20230SBK	30.375-in Square Baluster Kit (16/box) - Fire Pit	13 balusters required per section
	Step 5	FPSQHIK06	67.5-in Accessory Infill Kit for Square Balusters - Horizontal - Fire Pit	Includes assembly hardware
6-ft x 36-in Stair Rail	Step 1	FPO404108APS	4.45-in x 4.45-in x 108-in Post Sleeve - Fire Pit (Fits over a 4x4 pressure treated post)	1 required for every 2 posts
	Step 2A	PFPSQCAP4X4	4.55-in x 4.55-in Post Sleeve Flat Cap - Fire Pit	
	Step 2B	PFPSKIRT4X4	4.55-in x 4.55-in Post Sleeve Skirt - Fire Pit	
	Step 3A	FPCROWNTR06	67.5-in Crown Top Rail - Fire Pit	
	Step 3B	FPUNIVTBRO6	67.5-in Universal Top or Bottom Rail - Fire Pit	
	Step 4	FPO20230SBK	30.375-in Square Baluster Kit (16/box) - Fire Pit	11 balusters required per section
	Step 5	FPSQSIK06	67.5-in Accessory Infill Kit for Square Balusters - Stair - Fire Pit	Includes assembly hardware
8-ft x 36-in Horizontal Rail	Step 1	FPO40439APS	4.45-in x 4.45-in x 40-in Post Sleeve - Fire Pit (Fits over a 4x4 pressure treated post)	
	Step 2A	PFPSQCAP4X4	4.55-in x 4.55-in Post Sleeve Flat Cap - Fire Pit	
	Step 2B	PFPSKIRT4X4	4.55-in x 4.55-in Post Sleeve Skirt - Fire Pit	
	Step 3A	FPCROWNTR08	91.5-in Crown Top Rail - Fire Pit	
	Step 3B	FPUNIVTBRO8	91.5-in Universal Top or Bottom Rail - Fire Pit	
	Step 4	FPO20230SBK	30.375-in Square Baluster Kit (16/box) - Fire Pit	18 balusters required per section
	Step 5	FPSQHIK08	91.5-in Accessory Infill Kit for Square Balusters - Horizontal - Fire Pit	Includes assembly hardware
8-ft x 36-in Stair Rail	Step 1	FPO404108APS	4.45-in x 4.45-in x 108-in Post Sleeve - Fire Pit (Fits over a 4x4 pressure treated post)	1 required for every 2 posts
	Step 2A	PFPSQCAP4X4	4.55-in x 4.55-in Post Sleeve Flat Cap - Fire Pit	
	Step 2B	PFPSKIRT4X4	4.55-in x 4.55-in Post Sleeve Skirt - Fire Pit	
	Step 3A	FPCROWNTR08	91.5-in Crown Top Rail - Fire Pit	
	Step 3B	FPUNIVTBRO8	91.5-in Universal Top or Bottom Rail - Fire Pit	
	Step 4	FPO20230SBK	30.375-in Square Baluster Kit (16/box) - Fire Pit	15 balusters required per section
	Step 5	FPSQSIK08	91.5-in Accessory Infill Kit for Square Balusters - Stair - Fire Pit	Includes assembly hardware
Accessories for 42-in Rail Height	Step 1	FPO404108APS	4.45-in x 4.45-in x 108-in Post Sleeve - Fire Pit (Fits over a 4x4 pressure treated post)	Substitute item for 42-in Rail Height Horizontal and Stair installations; 1 required for every 2 posts
	Step 4	FPO20236SBK	36.375-in Square Baluster Kit (16/box) - Fire Pit (108-in Post Sleeve required for assembly)	Substitute item for 42-in Rail Height Horizontal and Stair installations
Accessories	Accessory	FPHZACCYKIT	Mounting Hardware for Cut Rails - Horizontal - Fire Pit	Additional hardware for cut railing sections
	Accessory	FPSTACCYKIT	Mounting Hardware for Cut Rails - Stair - Fire Pit	Additional hardware for cut railing sections
	Accessory	FP22HGASK	22.5 Degree Gasket Pack - Fire Pit	Gaskets for 22.5 degree angles
	Accessory	FP45RSBADAPK	45 Degree Birdsmouth Gasket Pack (4x4 Post Sleeve) - Fire Pit	Gaskets and hardware for 45 degree angles



FP-2

Deck Color: Transcend Fire Pit
Railing Look: Contrast It

	Railing Style Step	Item #	Description	1 required per section (unless otherwise noted)
6-ft x 36-in Horizontal Rail	Step 1	BK040439APS	4.45-in x 4.45-in x 40-in Post Sleeve - Charcoal Black (Fits over a 4x4 pressure treated post)	
	Step 2A	PBKSQCAP4X4	4.55-in x 4.55-in Post Sleeve Flat Cap - Charcoal Black	
	Step 2B	PBKSKIRT4X4	4.55-in x 4.55-in Post Sleeve Skirt - Charcoal Black	
	Step 3A	BKCROWNTR06	67.5-in Crown Top Rail - Charcoal Black	
	Step 3B	BKUNIVTBR06	67.5-in Universal Top or Bottom Rail - Charcoal Black	
	Step 4	BK020230SBK	30.375-in Square Baluster Kit (16/box) - Charcoal Black	13 balusters required per section
	Step 5	BKSQHIK06	67.5-in Accessory Infill Kit for Square Balusters - Horizontal - Charcoal Black	Includes assembly hardware
6-ft x 36-in Stair Rail	Step 1	BK0404108APS	4.45-in x 4.45-in x 108-in Post Sleeve - Charcoal Black (Fits over a 4x4 pressure treated post)	1 required for every 2 posts
	Step 2A	PBKSQCAP4X4	4.55-in x 4.55-in Post Sleeve Flat Cap - Charcoal Black	
	Step 2B	PBKSKIRT4X4	4.55-in x 4.55-in Post Sleeve Skirt - Charcoal Black	
	Step 3A	BKCROWNTR06	67.5-in Crown Top Rail - Charcoal Black	
	Step 3B	BKUNIVTBR06	67.5-in Universal Top or Bottom Rail - Charcoal Black	
	Step 4	BK020230SBK	30.375-in Square Baluster Kit (16/box) - Charcoal Black	11 balusters required per section
	Step 5	BKSQSIK06	67.5-in Accessory Infill Kit for Square Balusters - Stair - Charcoal Black	Includes assembly hardware
8-ft x 36-in Horizontal Rail	Step 1	BK040439APS	4.45-in x 4.45-in x 40-in Post Sleeve - Charcoal Black (Fits over a 4x4 pressure treated post)	
	Step 2A	PBKSQCAP4X4	4.55-in x 4.55-in Post Sleeve Flat Cap - Charcoal Black	
	Step 2B	PBKSKIRT4X4	4.55-in x 4.55-in Post Sleeve Skirt - Charcoal Black	
	Step 3A	BKCROWNTR08	91.5-in Crown Top Rail - Charcoal Black	
	Step 3B	BKUNIVTBR08	91.5-in Universal Top or Bottom Rail - Charcoal Black	
	Step 4	BK020230SBK	30.375-in Square Baluster Kit (16/box) - Charcoal Black	18 balusters required per section
	Step 5	BKSQHIK08	91.5-in Accessory Infill Kit for Square Balusters - Horizontal - Charcoal Black	Includes assembly hardware
8-ft x 36-in Stair Rail	Step 1	BK0404108APS	4.45-in x 4.45-in x 108-in Post Sleeve - Charcoal Black (Fits over a 4x4 pressure treated post)	1 required for every 2 posts
	Step 2A	PBKSQCAP4X4	4.55-in x 4.55-in Post Sleeve Flat Cap - Charcoal Black	
	Step 2B	PBKSKIRT4X4	4.55-in x 4.55-in Post Sleeve Skirt - Charcoal Black	
	Step 3A	BKCROWNTR08	91.5-in Crown Top Rail - Charcoal Black	
	Step 3B	BKUNIVTBR08	91.5-in Universal Top or Bottom Rail - Charcoal Black	
	Step 4	BK020230SBK	30.375-in Square Baluster Kit (16/box) - Charcoal Black	15 balusters required per section
	Step 5	BKSQSIK08	91.5-in Accessory Infill Kit for Square Balusters - Stair - Charcoal Black	Includes assembly hardware
Accessories for 42-in Rail Height	Step 1	BK0404108APS	4.45-in x 4.45-in x 108-in Post Sleeve - Charcoal Black (Fits over a 4x4 pressure treated post)	Substitute item for 42-in Rail Height Horizontal and Stair installations; 1 required for every 2 posts
	Step 4	BK020236SBK	36.375-in Square Baluster Kit (16/box) - Charcoal Black (108-in Post Sleeve required for assembly)	Substitute item for 42-in Rail Height Horizontal and Stair installations
Accessories	Accessory	BKHZACCYKIT	Mounting Hardware for Cut Rails - Horizontal - Charcoal Black	Additional hardware for cut railing sections
	Accessory	BKSTACCYKIT	Mounting Hardware for Cut Rails - Stair - Charcoal Black	Additional hardware for cut railing sections
	Accessory	BK22HGASK	22.5 Degree Gasket Pack - Charcoal Black	Gaskets for 22.5 degree angles
	Accessory	BK45RSBADAPK	45 Degree Birdsmouth Gasket Pack (4x4 Post Sleeve) - Charcoal Black	Gaskets and hardware for 45 degree angles



FP-3

Deck Color: Transcend Fire Pit
Railing Look: Change It Up

	Railing Style Step	Item #	Description	1 required per section (unless otherwise noted)
6-ft x 36-in Horizontal Rail	Step 1	WT040439APS	4.45-in x 4.45-in x 40-in Post Sleeve - Classic White (Fits over a 4x4 pressure treated post)	
	Step 2A	PWTSQCAP4X4	4.55-in x 4.55-in Post Sleeve Flat Cap - Classic White	
	Step 2B	PWTSKIRT4X4	4.55-in x 4.55-in Post Sleeve Skirt - Classic White	
	Step 3A	FPCROWNTR06	67.5-in Crown Top Rail - Fire Pit	
	Step 3B	FPUNIVTBRO6	67.5-in Universal Top or Bottom Rail - Fire Pit	
	Step 4	BKTA30RBK	30.25-in Round Aluminum Baluster Kit (20/box) - Charcoal Black	15 balusters required per section
	Step 5	FPRDHIK06	67.5-in Accessory Infill Kit for Round Balusters - Horizontal - Fire Pit	Includes assembly hardware
6-ft x 36-in Stair Rail	Step 1	WT0404108APS	4.45-in x 4.45-in x 108-in Post Sleeve - Classic White (Fits over a 4x4 pressure treated post)	1 required for every 2 posts
	Step 2A	PWTSQCAP4X4	4.55-in x 4.55-in Post Sleeve Flat Cap - Classic White	
	Step 2B	PWTSKIRT4X4	4.55-in x 4.55-in Post Sleeve Skirt - Classic White	
	Step 3A	FPCROWNTR06	67.5-in Crown Top Rail - Fire Pit	
	Step 3B	FPUNIVTBRO6	67.5-in Universal Top or Bottom Rail - Fire Pit	
	Step 4	BKTA30RBK	30.25-in Round Aluminum Baluster Kit (20/box) - Charcoal Black	12 balusters required per section
	Step 5	FPRDSIK06	67.5-in Accessory Infill Kit for Round Balusters - Stair - Fire Pit	Includes assembly hardware
8-ft x 36-in Horizontal Rail	Step 1	WT040439APS	4.45-in x 4.45-in x 40-in Post Sleeve - Classic White (Fits over a 4x4 pressure treated post)	
	Step 2A	PWTSQCAP4X4	4.55-in x 4.55-in Post Sleeve Flat Cap - Classic White	
	Step 2B	PWTSKIRT4X4	4.55-in x 4.55-in Post Sleeve Skirt - Classic White	
	Step 3A	FPCROWNTR08	91.5-in Crown Top Rail - Fire Pit	
	Step 3B	FPUNIVTBRO8	91.5-in Universal Top or Bottom Rail - Fire Pit	
	Step 4	BKTA30RBK	30.25-in Round Aluminum Baluster Kit (20/box) - Charcoal Black	20 balusters required per section
	Step 5	FPRDHIK08	91.5-in Accessory Infill Kit for Round Balusters - Horizontal - Fire Pit	Includes assembly hardware
8-ft x 36-in Stair Rail	Step 1	WT0404108APS	4.45-in x 4.45-in x 108-in Post Sleeve - Classic White (Fits over a 4x4 pressure treated post)	1 required for every 2 posts
	Step 2A	PWTSQCAP4X4	4.55-in x 4.55-in Post Sleeve Flat Cap - Classic White	
	Step 2B	PWTSKIRT4X4	4.55-in x 4.55-in Post Sleeve Skirt - Classic White	
	Step 3A	FPCROWNTR08	91.5-in Crown Top Rail - Fire Pit	
	Step 3B	FPUNIVTBRO8	91.5-in Universal Top or Bottom Rail - Fire Pit	
	Step 4	BKTA30RBK	30.25-in Round Aluminum Baluster Kit (20/box) - Charcoal Black	16 balusters required per section
	Step 5	FPRDSIK08	91.5-in Accessory Infill Kit for Round Balusters - Stair - Fire Pit	Includes assembly hardware
Accessories for 42-in Rail Height	Step 1	WT0404108APS	4.45-in x 4.45-in x 108-in Post Sleeve - Classic White (Fits over a 4x4 pressure treated post)	Substitute item for 42-in Rail Height Horizontal and Stair installations; 1 required for every 2 posts
	Step 4	BKTA36RBK	36.25-in Round Aluminum Baluster Kit (20/box) - Charcoal Black	Substitute item for 42-in Rail Height Horizontal and Stair installations
Accessories	Accessory	FPHZACCYKIT	Mounting Hardware for Cut Rails - Horizontal - Fire Pit	Additional hardware for cut railing sections
	Accessory	FPSTACCYKIT	Mounting Hardware for Cut Rails - Stair - Fire Pit	Additional hardware for cut railing sections
	Accessory	FP22HGASK	22.5 Degree Gasket Pack - Fire Pit	Gaskets for 22.5 degree angles
	Accessory	FP45RSBADAPK	45 Degree Birdsmouth Gasket Pack (4x4 Post Sleeve) - Fire Pit	Gaskets and hardware for 45 degree angles

FASCIA

	Color	Item #	Description
Transcend 1x8x12	Fire Pit	FP010812TS01	.56 in x 7.25 in x 12 ft (14 mm x 184 mm x 365 mm) Transcend Fascia Fire Pit
	Gravel Path	GP010812TS01	.56 in x 7.25 in x 12 ft (14 mm x 184 mm x 365 mm) Transcend Fascia Gravel Path
	Havana Gold	HG010812TS01	.56 in x 7.25 in x 12 ft (14 mm x 184 mm x 365 mm) Transcend Fascia Havana Gold
	Island Mist	IM010812TS01	.56 in x 7.25 in x 12 ft (14 mm x 184 mm x 365 mm) Transcend Fascia Island Mist
	Lava Rock	LR010812TS01	.56 in x 7.25 in x 12 ft (14 mm x 184 mm x 365 mm) Transcend Fascia Lava Rock
	Rope Swing	RS010812TS01	.56 in x 7.25 in x 12 ft (14 mm x 184 mm x 365 mm) Transcend Fascia Rope Swing
	Spiced Rum	SR010812TS01	.56 in x 7.25 in x 12 ft (14 mm x 184 mm x 365 mm) Transcend Fascia Spiced Rum
	Tiki Torch	TT010812TS01	.56 in x 7.25 in x 12 ft (14 mm x 184 mm x 365 mm) Transcend Fascia Tiki Torch
	Tree House	TH010812TS01	.56 in x 7.25 in x 12 ft (14 mm x 184 mm x 365 mm) Transcend Fascia Tree House
	Vintage Lantern	VLO10812TS01	.56 in x 7.25 in x 12 ft (14 mm x 184 mm x 365 mm) Transcend Fascia Vintage Lantern
Transcend 1x12x12	Fire Pit	FP011212TS01	.56 in x 11.375 in x 12 ft (14 mm x 288 mm x 365 mm) Transcend Fascia Fire Pit
	Gravel Path	GP011212TS01	.56 in x 11.375 in x 12 ft (14 mm x 288 mm x 365 mm) Transcend Fascia Gravel Path
	Havana Gold	HG011212TS01	.56 in x 11.375 in x 12 ft (14 mm x 288 mm x 365 mm) Transcend Fascia Havana Gold
	Island Mist	IM011212TS01	.56 in x 11.375 in x 12 ft (14 mm x 288 mm x 365 mm) Transcend Fascia Island Mist
	Lava Rock	LR011212TS01	.56 in x 11.375 in x 12 ft (14 mm x 288 mm x 365 mm) Transcend Fascia Lava Rock
	Rope Swing	RS011212TS01	.56 in x 11.375 in x 12 ft (14 mm x 288 mm x 365 mm) Transcend Fascia Rope Swing
	Spiced Rum	SR011212TS01	.56 in x 11.375 in x 12 ft (14 mm x 288 mm x 365 mm) Transcend Fascia Spiced Rum
	Tiki Torch	TT011212TS01	.56 in x 11.375 in x 12 ft (14 mm x 288 mm x 365 mm) Transcend Fascia Tiki Torch
	Tree House	TH011212TS01	.56 in x 11.375 in x 12 ft (14 mm x 288 mm x 365 mm) Transcend Fascia Tree House
	Vintage Lantern	VLO11212TS01	.56 in x 11.375 in x 12 ft (14 mm x 288 mm x 365 mm) Transcend Fascia Vintage Lantern
Enhance 1x8x12	Beach Dune	BD010812ES01	.56 in x 7.25 in x 12 ft (14 mm x 184 mm x 365 mm) Enhance Fascia Beach Dune
	Clam Shell	CS010812ES01	.56 in x 7.25 in x 12 ft (14 mm x 184 mm x 365 mm) Enhance Fascia Clam Shell
	Saddle	SD010812ES01	.56 in x 7.25 in x 12 ft (14 mm x 184 mm x 365 mm) Enhance Fascia Saddle
Enhance 1x12x12	Beach Dune	BD011212ES01	.56 in x 11.375 in x 12 ft (14 mm x 288 mm x 365 mm) Enhance Fascia Beach Dune
	Clam Shell	CS011212ES01	.56 in x 11.375 in x 12 ft (14 mm x 288 mm x 365 mm) Enhance Fascia Clam Shell
	Saddle	SD011212ES01	.56 in x 11.375 in x 12 ft (14 mm x 288 mm x 365 mm) Enhance Fascia Saddle
Select 1x8x12	Madeira	MB010812SS01	.56 in x 7.25 in x 12 ft (14 mm x 184 mm x 365 mm) Select Fascia Madeira
	Pebble Grey	PG010812SS01	.56 in x 7.25 in x 12 ft (14 mm x 184 mm x 365 mm) Select Fascia Pebble Grey
	Saddle	SD010812SS01	.56 in x 7.25 in x 12 ft (14 mm x 184 mm x 365 mm) Select Fascia Saddle
	Winchester Grey	WG010812SS01	.56 in x 7.25 in x 12 ft (14 mm x 184 mm x 365 mm) Select Fascia Winchester Grey
	Woodland Brown	WB010812SS01	.56 in x 7.25 in x 12 ft (14 mm x 184 mm x 365 mm) Select Fascia Woodland Brown
Select 1x12x12	Madeira	MB011212SS01	.56 in x 11.375 in x 12 ft (14 mm x 288 mm x 365 mm) Select Fascia Madeira
	Pebble Grey	PG011212SS01	.56 in x 11.375 in x 12 ft (14 mm x 288 mm x 365 mm) Select Fascia Pebble Grey
	Saddle	SD011212SS01	.56 in x 11.375 in x 12 ft (14 mm x 288 mm x 365 mm) Select Fascia Saddle
	Winchester Grey	WG011212SS01	.56 in x 11.375 in x 12 ft (14 mm x 288 mm x 365 mm) Select Fascia Winchester Grey
	Woodland Brown	WB011212SS01	.56 in x 11.375 in x 12 ft (14 mm x 288 mm x 365 mm) Select Fascia Woodland Brown
Universal	White	WW010812ES01	.56 in x 7.25 in x 12 ft (14 mm x 184 mm x 365 mm) Universal Fascia White
	White	WW011212ES01	.56 in x 7.25 in x 12 ft (14 mm x 184 mm x 365 mm) Universal Fascia White

FASTENERS Use with Trex grooved boards for a fastener-free surface appearance.

Item #	Description
UNIVCOMBOCLIP01	Universal Hidden Fastener Combo - 90 Clips/Box (50 sq. ft for 16-in O.C. Includes Starter Clips) - on shelf in select stores
UNIVSTARTCLIP	Universal Starter Clip - 400 sq. ft Bags (All Decking) (400 sq. ft for 16-in O.C.)
UNIVCONCLIP	Universal Fastener - 90 Clips/Box (50 sq. ft for 16-in O.C.) (Glass-Filled Nylon)
DA00002	Universal Fastener - 900 Clips/Bucket (500 sq. ft for 16-in O.C.) (Glass-Filled Nylon)
CONNECTCLIP	Connector Clip Bag - 90 Clips/Box (50 sq. ft for 16-in O.C.) (Stainless Steel)
CLIPPAIL	Connector Clip Bucket - 900 Clips/Bucket (500 sq. ft for 16-in O.C.) (Stainless Steel)
ROUTBIT	Router Bit

Joist Spacing (on center)	Deck Size Square Feet				
	100	200	300	400	500
12" (304 mm)	210	441	672	882	1113
16" (406 mm)	175	336	512	672	848
24" (609 mm)	110	231	352	462	583

NOTE: When using hidden fasteners, one must be used on every joist. Do not share a single clip at butt seams (end to end) of decking boards. Install framing board along joist where seams will butt, and use a fastener on each side of both boards.

Calculating the Number of Connector Clips Needed

- » **1.** # of joists x # of decking boards = # of connector clips needed.
- » **2.** Ninety (90) connector clips will cover approximately 50 sq. ft (4.6 m²) using 5.5" (140 mm) decking boards on 16" (406 mm) center.

POST MOUNTS

Surface Mount Post	Item #	Description	
	ALPOSTMOUNT36	Aluminum Surface Mount Post for 36-in Rail Height (1/box)	To be used in place of a wood 4x4 where post sleeves are utilized.
	ALPOSTMOUNT42	Aluminum Surface Mount Post for 42-in Rail Height (1/box)	
	ALPOSTHWDECK	Aluminum Plate and Hardware (For use with 2.5-in Aluminum Post and 2.5-in Aluminum Crossover Post only)	

GATES

	Item #	Description
	BKGATEHW	Gate Hardware Pack - Hasp and Adjustable Hinges - Black (1 per Gate required)
36-in Rail Height, Square Balusters	BK36SQADJGATE	Adjustable Gate Kit for 36-in Railing Height - Square Balusters - Charcoal Black
	WT36SQADJGATE	Adjustable Gate Kit for 36-in Railing Height - Square Balusters - Classic White
	BZ36SQADJGATE	Adjustable Gate Kit for 36-in Railing Height - Square Balusters - Bronze
42-in Rail Height, Square Balusters	BK42SQADJGATE	Adjustable Gate Kit for 42-in Railing Height - Square Balusters - Charcoal Black
	WT42SQADJGATE	Adjustable Gate Kit for 42-in Railing Height - Square Balusters - Classic White
	BZ42SQADJGATE	Adjustable Gate Kit for 42-in Railing Height - Square Balusters - Bronze
36-in Rail Height, Round Balusters	BK36RDADJGATE	Adjustable Gate Kit for 36-in Railing Height - Round Balusters - Charcoal Black
	WT36RDADJGATE	Adjustable Gate Kit for 36-in Railing Height - Round Balusters - Classic White
	BZ36RDADJGATE	Adjustable Gate Kit for 36-in Railing Height - Round Balusters - Bronze
42-in Rail Height, Round Balusters	BK42RDADJGATE	Adjustable Gate Kit for 42-in Railing Height - Round Balusters - Charcoal Black
	WT42RDADJGATE	Adjustable Gate Kit for 42-in Railing Height - Round Balusters - Classic White
	BZ42RDADJGATE	Adjustable Gate Kit for 42-in Railing Height - Round Balusters - Bronze

NOTES

NOTES



FIND US ON



Visit homedepot.trex.com or call 1-800-BUY-TREX

© 2016 Trex Company, Inc. All rights reserved. Trex®, the Trex logo, Trex Transcend®, Trex Enhance®, Trex Select® and Trex Hideaway® are either federally registered trademarks, trademarks or trade dress of Trex Company, Inc., Winchester, Virginia.