

TREX® ORDERING GUIDE

DECKING & RAILING DUOS – SUMMER 2023



Trex®



Table of Contents

| | |
|---|------------|
| INTRO: HOW TO USE THIS GUIDE | 4-5 |
| TREX DECKING COLLECTIONS..... | 6-7 |
| TREX RAILING COLLECTIONS..... | 8-9 |
| OTHER CONSIDERATIONS | |
| Decking Board Profiles..... | 10 |
| Installing Streaked Multi-tonal Boards..... | 10 |
| Components of a Railing Section..... | 11 |
| TREX DECKING & RAILING DUOS | |
| Duo Overview | 12-15 |
| On-Shelf Decking & Railing Duos | 16-19 |
| Trex Transcend® Lineage™ Duos..... | 20-35 |
| Trex Transcend® Tropicals & Earth Tones Duos..... | 36-59 |
| Trex Select® Earth Tones Duos..... | 60-67 |
| Trex Enhance® Naturals Duos | 68-83 |
| Trex Enhance® Basics Duos..... | 84-95 |
| ADDITIONAL ACCESSORIES | 96 |
| ITEM LISTINGS | |
| DECKING | |
| Trex Transcend® Lineage™..... | 97 |
| Trex Transcend® Tropicals..... | 98 |
| Trex Transcend® Earth Tones | 99 |
| Trex Transcend® | 99-100 |
| Trex Select® | 100-101 |
| Trex Enhance® Naturals | 101 |
| Trex Enhance® Basics | 102 |
| FASCIA | |
| Trex Transcend® Lineage™..... | 102 |
| Trex Transcend® | 103 |
| Trex Select® | 103 |
| Trex Enhance®..... | 104 |
| Trex Universal White | 104 |
| FASTENERS | |
| Trex Hideaway® Hidden Fastening System..... | 104 |
| Hidden Fastener Calculation Tips..... | 104 |
| RAILING | |
| Trex Post Components | 105 |
| Trex Signature® Railing..... | 106-110 |
| Trex Transcend® Railing | 110-116 |
| Baluster Chart | 113 |
| Trex Select® Railing..... | 117 |

To learn about Trex Signature®, Transcend® and Select® railing products, visit www.trex.com/products/railing.

EXTRAS

Deck Lighting117
Outdoor Lighting Accessories.....118
Trex Gates.....118
ADA Handrail Components.....118-119
RainEscape.....119

DECKING ESTIMATES..... 120

RAILING ESTIMATES 121-123

PLANNING TOOLS

Plan your deck with **easy-to-use online tools**, from simple comparisons to detailed plans and shopping lists.



TRY
OUR
TOOLS



DECK DESIGNER

Bring your vision to life by providing dimensions, choosing product options and finalizing your 3-D plan.



AR VISUALIZER

View and customize your outdoor space in real time. Download in any app store from your mobile device.



HOW TO USE THIS GUIDE

Consider the options within the Trex decking and railing portfolio.



Start by browsing Trex Decking & Railing Duos
by decking color and railing look.



Once you find your duo, select the deck board profile
and length that best suit your project.



Next, find the alphanumeric code (e.g., FW-1) for your railing look, and
select the needed length and height for your space. Be sure to order
every component (labeled Steps 1–5) to complete a railing section.



Lastly, consider whether you'll need any accessories or
enhancements for unique railing configurations.



DECKING COLLECTIONS




Trex Transcend®
LINEAGE™

The next generation of design and performance.



Rainier



Carmel



Biscayne



Jasper



Our coolest* decking yet. Designed with heat-mitigating technology.


*Although Trex Transcend Lineage is designed to be cooler than most other composite decking products of a similar color, on a hot sunny day, it will get hot. On hot days, care should be taken to avoid extended contact between exposed skin and the deck surface, especially with young children and those with special needs.

Trex Transcend®
TROPICALS & EARTH TONES

Elevated aesthetics paired with the highest level of performance.



Island Mist



Rope Swing



Tiki Torch



Havana Gold



Spiced Rum




Lava Rock



Trex Select®

EARTH TONES




The perfect pairing of price and minimal maintenance.



Trex Enhance®

NATURALS

The beauty of wood with the ease of composite.



Trex Enhance®

BASICS

Priced to put the pressure on treated lumber.



Vibrant shades of possibility give you unmatched control over the design of your deck. Find the collection that best suits your home—and your budget.

PRICE \$ - \$\$\$\$

BOARD PROFILES  SOLID  SCALLOPED

YEARS OF WARRANTY (25) (35) (50)


SCRATCH RESISTANCE ★ - ★★★★★★

SQUARE EDGE 

GROOVED EDGE 

Use with Trex Hideaway® Hidden Fastening System for a clean, screw-free appearance

RAILING COLLECTIONS



Trex Signature®

RAILING

| | ALUMINUM RAILING | ROD RAIL | MESH RAILING | GLASS RAILING |
|----------------------------|---|---------------|--------------|--------------------------|
| | RAIL KITS | | | |
| POSTS & RAILS | Aluminum ¹ | | | |
| INFILLS | Square aluminum balusters OR Round aluminum balusters | Aluminum rods | Mesh panel | Glass panel ² |
| AVAILABLE COLORS | 3 | 3 | 2 | 2 |
| CURVABLE ³ | ✓ | | ✓ | |
| COCKTAIL RAIL ⁴ | ✓ | ✓ | ✓ | |
| COST | \$\$-\$\$\$\$ | | | |
| STYLE | MODERN | | | |

¹Rails also compatible with composite Trex Post Components.

²To complete your rail section, visit glass.trex.com

³See trex.com for more information on curving Trex Signature Railing.

⁴A cocktail rail uses Trex Transcend or Select deck boards to turn your railing into an additional surface for drinks and more. All deck boards sold separately.



Trex Transcend®
RAILING



Trex Select®
RAILING



Trex Enhance®
RAILING

| RAIL KITS | CUSTOM ROUTE |
|--|---|
| Composite | |
| Square composite balusters OR Round aluminum balusters | |
| Composite: 3 Aluminum: 1 | Composite: 6 Aluminum: 3 |
| ✓ | ✓ |
| ✓ | ✓ |
| \$\$-\$\$\$ | |
| TRADITIONAL | |

| RAIL KIT |
|--------------------------|
| Composite |
| Round aluminum balusters |
| 1 |
| ✓ |
| \$ |
| STANDARD |


| RAIL KIT |
|--------------------------|
| Composite |
| Round aluminum balusters |
| 3 |
| ✓ |
| \$ |
| STANDARD |

OTHER CONSIDERATIONS

DECKING BOARD PROFILES



Grooved edge boards, used with our hidden fasteners, create a smooth, screw-free deck surface.



Hidden fastener



Square edge boards work best for borders, stair risers and cocktail rail applications that create level surfaces.



Cocktail rail

INSTALLING STREAKED MULTI-TONAL BOARDS



Lay them out

Arrange the deck boards on site before installing them to visualize the final look.




Know your design options

Maximize time and resources with a standard parallel pattern. Or consider a picture frame, herringbone, chevron, or parquet design.



Match darks to lights

Pay attention to board-by-board color variation. Line up heavier streaks and darker tones next to lighter streaks and tones.

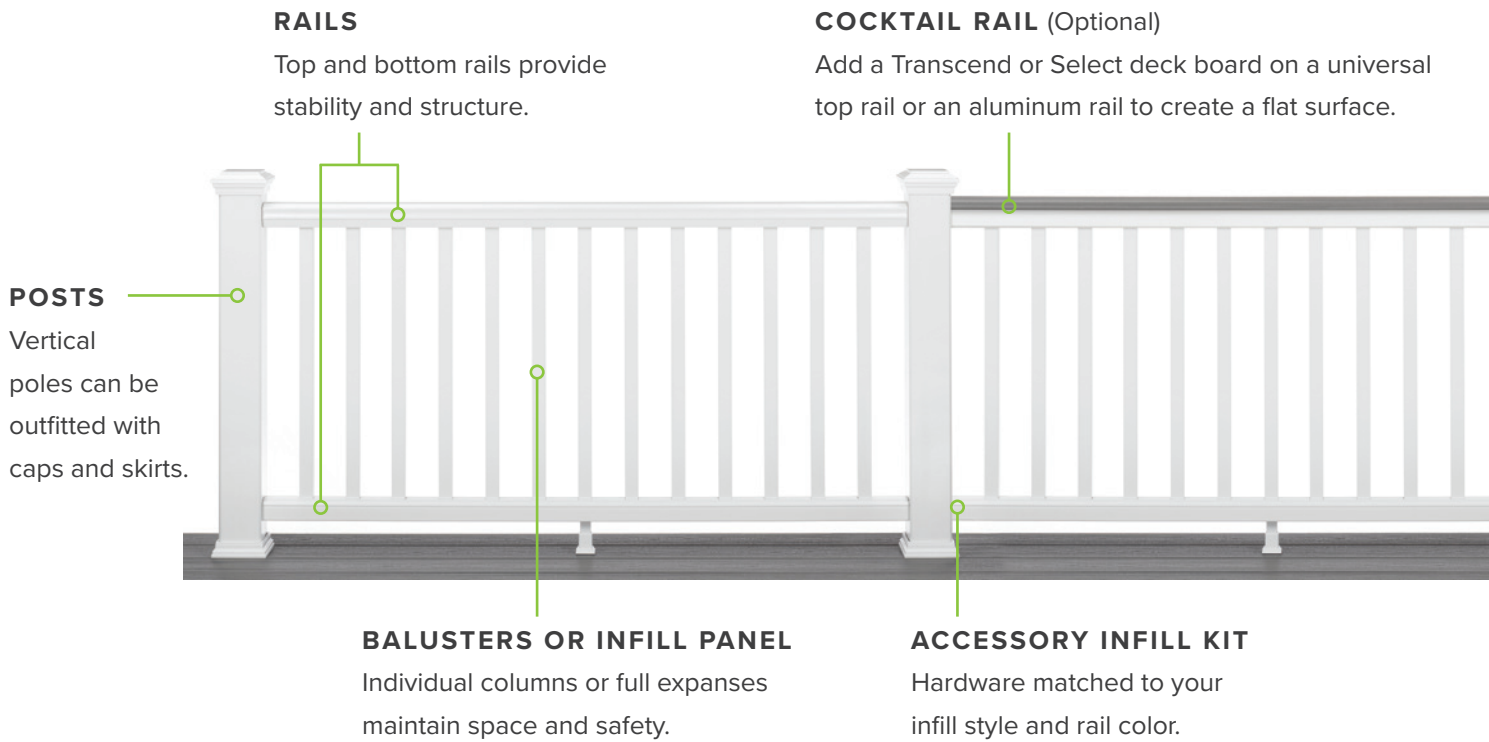


Install with hidden fasteners

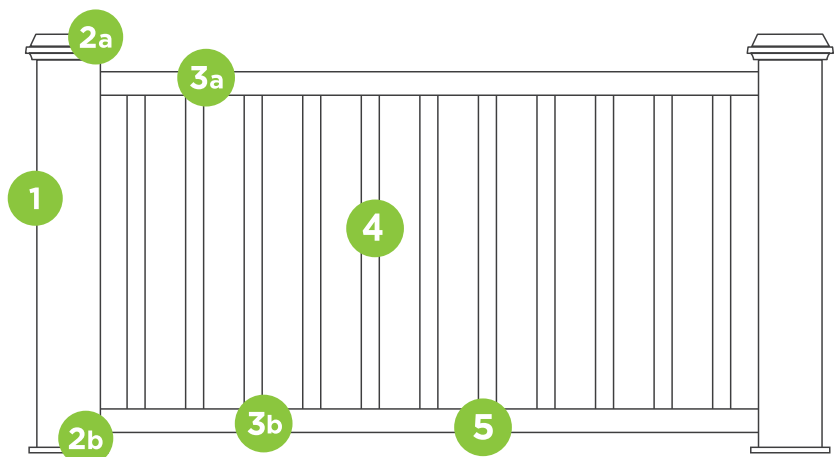
To admire every tone to its fullest, install grooved-edge boards with Trex Hideaway® Hidden Fastening System for a clean, screw-free appearance.

COMPONENTS OF A RAILING SECTION

There are several key components of a railing section that help you lean into the view. Refer to the diagrams below to get a sense of what's what.




- 1 POST
- 2a POST CAP
- 2b POST SKIRT
- 3a TOP RAIL
- 3b BOTTOM RAIL
- 4 BALUSTERS OR INFILL
- 5 ACCESSORY INFILL KIT



Trex Decking & Railing Duos


Trex created Decking & Railing Duos to simplify your planning process. Our design team perfectly matched three unique railing looks to each of our composite board colors. The result? More than 60 unique ensembles, all accompanied with a thorough list of materials that makes ordering easy.

RAINIER



RN-1

PAGE 21



RN-2

PAGE 22



RN-3

PAGE 23

CARMEL



CL-1

PAGE 25



CL-2

PAGE 26



CL-3

PAGE 27

BISCAYNE



BC-1

PAGE 29



BC-2

PAGE 30



BC-3

PAGE 31

JASPER



JA-1

PAGE 33



JA-2


PAGE 34



JA-3

PAGE 35

ISLAND MIST



IM-1

PAGE 37



IM-2

PAGE 38



IM-3

PAGE 39

TIKI TORCH



TT-1
PAGE 41



TT-2
PAGE 42



TT-3
PAGE 43

HAVANA GOLD



HG-1
PAGE 45




HG-2
PAGE 46



HG-3
PAGE 47

SPICED RUM



SR-1
PAGE 49



SR-2
PAGE 50



SR-3
PAGE 51

LAVA ROCK



LR-1
PAGE 53




LR-2
PAGE 54



LR-3
PAGE 55

ROPE SWING



RS-1
PAGE 57




RS-2
PAGE 58



RS-4
PAGE 59

Trex Decking & Railing Duos

PEBBLE GREY



PG-1

PAGE 61



PG-2

PAGE 62



PG-3

PAGE 63

SADDLE (SELECT)



SS-1

PAGE 65



SS-5


PAGE 66



SS-3

PAGE 67

FOGGY WHARF



FW-1

PAGE 69



FW-2

PAGE 70



FW-3

PAGE 71

ROCKY HARBOR



RH-1

PAGE 73



RH-2

PAGE 74



RH-3

PAGE 75

TOASTED SAND



TS-1

PAGE 77



TS-2

PAGE 78



TS-3

PAGE 79

COASTAL BLUFF



CB-1
PAGE 81




CB-2
PAGE 82



CB-3
PAGE 83

CLAM SHELL



CS-6
PAGE 85



CS-4
PAGE 86



CS-3
PAGE 87

BEACH DUNE



BD-11
PAGE 89



BD-4
PAGE 90



BD-5
PAGE 91

SADDLE (ENHANCE)



ES-9
PAGE 93



ES-5
PAGE 94



ES-8
PAGE 95



ON-SHELF OPTIONS

Choose from three Decking and Railing Duos featuring Trex Enhance Naturals in Rocky Harbor, now available in select stores.



ROCKY HARBOR
ENHANCE NATURALS



ROCKY HARBOR

On-shelf in select stores

Trex Enhance® Naturals



RH-4

Enhance Naturals Decking: Rocky Harbor

Enhance Railing: Classic White composite posts and Vintage Lantern rails with round aluminum balusters in Charcoal Black

ROCKY HARBOR DECK BOARD PROFILES

| | Dimensions | Stock Sku # | Item # | Description |
|-----------------------------------|-------------|-------------|---------------|--|
| 1-in x 6-in Decking, Square Edge | 1 x 6 x 8' | 1004654412 | RH010608E2S01 | .94-in x 5.5-in x 8-ft Square Enhance Rocky Harbor (on-shelf in select stores) |
| 1-in x 6-in Decking, Grooved Edge | 1 x 6 x 12' | 1004642358 | RH010612E2G01 | .94-in x 5.5-in x 12-ft Grooved Enhance Rocky Harbor (on-shelf in select stores) |
| | 1 x 6 x 16' | 1004642367 | RH010616E2G01 | .94-in x 5.5-in x 16-ft Grooved Enhance Rocky Harbor (on-shelf in select stores) |

TREX HIDEAWAY® HIDDEN FASTENING SYSTEM & ACCESSORIES

| Stock Sku # | Item # | Description |
|-------------|------------------|--|
| 513114 | UNIVCOMBOCLIP01 | Trex Hideaway Universal Fastener Box Includes 90 fasteners and 4 starter clips (on-shelf in select stores). Contents cover 50 sq. ft. of decking. |
| 1006422035 | UNIVCOMBOCLIP200 | Trex Hideaway Universal Fastener Bucket Includes 360 fasteners and 16 starter clips (on-shelf in select stores). Contents cover 200 sq. ft. of decking. |
| 1009487187 | ONESTEPTL | Trex Universal Fastener Installation Tool |

RAILING

| | Railing Style Step | Stock Sku # | Item # | Description | 1 required per section (unless otherwise noted) |
|------------------------------|--------------------|-------------|----------------|--|---|
| 6-ft x 36-in Horizontal Rail | Step 1 | 1000048826 | WT040448APSRT | 4.45-in x 4.45-in x 48-in Post Sleeve – Classic White (Fits over a 4x4 pressure treated post) | |
| | Step 2A | 400465 | PWTSQCAP4X4 | 4.55-in x 4.55-in Post Sleeve Flat Cap – Classic White | 1 required per post |
| | Step 2B | 180520 | PWTSKIRT4X4 | 4.55-in x 4.55-in Post Sleeve Skirt – Classic White | 1 required per post |
| | Steps 3, 4 & 5 | 1002425237 | VLRD0636HENKHD | 72-in x 36-in Trex Enhance Rail Kit w. Round Aluminum Balusters – Horizontal – Vintage Lantern | |
| 6-ft x 36-in Stair Rail | Step 1 | 1000048826 | WT040448APSRT | 4.45-in x 4.45-in x 48-in Post Sleeve – Classic White (Fits over a 4x4 pressure treated post) | |
| | Step 2A | 400465 | PWTSQCAP4X4 | 4.55-in x 4.55-in Post Sleeve Flat Cap – Classic White | 1 required per post |
| | Step 2B | 180520 | PWTSKIRT4X4 | 4.55-in x 4.55-in Post Sleeve Skirt – Classic White | 1 required per post |
| | Steps 3, 4 & 5 | 1002425293 | VLRD0636SENKHD | 72-in x 36-in Trex Enhance Rail Kit w. Round Aluminum Balusters – Stair – Vintage Lantern | |
| Accessories | Accessory | 1002425207 | PBKENHZBKT | Trex Enhance Rail Hardware Kit | Additional hardware for cut railing sections |

Enhance Railing is not compatible with cocktail rail applications.

ROCKY HARBOR

On-shelf in select stores

Trex Enhance® Naturals



RH-5

Enhance Naturals Decking: Rocky Harbor

Enhance Railing: Classic White composite posts and rails with round aluminum balusters in Charcoal Black

ROCKY HARBOR DECK BOARD PROFILES

| | Dimensions | Stock Sku # | Item # | Description |
|-----------------------------------|-------------|-------------|---------------|--|
| 1-in x 6-in Decking, Square Edge | 1 x 6 x 8' | 1004654412 | RH010608E2S01 | .94-in x 5.5-in x 8-ft Square Enhance Rocky Harbor (on-shelf in select stores) |
| 1-in x 6-in Decking, Grooved Edge | 1 x 6 x 12' | 1004642358 | RH010612E2G01 | .94-in x 5.5-in x 12-ft Grooved Enhance Rocky Harbor (on-shelf in select stores) |
| | 1 x 6 x 16' | 1004642367 | RH010616E2G01 | .94-in x 5.5-in x 16-ft Grooved Enhance Rocky Harbor (on-shelf in select stores) |

TREX HIDEAWAY® HIDDEN FASTENING SYSTEM & ACCESSORIES

| Stock Sku # | Item # | Description |
|-------------|------------------|--|
| 513114 | UNIVCOMBOCLIP01 | Trex Hideaway Universal Fastener Box Includes 90 fasteners and 4 starter clips (on-shelf in select stores). Contents cover 50 sq. ft. of decking. |
| 1006422035 | UNIVCOMBOCLIP200 | Trex Hideaway Universal Fastener Bucket Includes 360 fasteners and 16 starter clips (on-shelf in select stores). Contents cover 200 sq. ft. of decking. |
| 1009487187 | ONESTEPTL | Trex Universal Fastener Installation Tool |

RAILING

| | Railing Style Step | Stock Sku # | Item # | Description | 1 required per section (unless otherwise noted) |
|------------------------------|--------------------|-------------|----------------|---|---|
| 6-ft x 36-in Horizontal Rail | Step 1 | 1000048826 | WT040448APSRT | 4.45-in x 4.45-in x 48-in Post Sleeve – Classic White (Fits over a 4x4 pressure treated post) | |
| | Step 2A | 400465 | PWTSQCAP4X4 | 4.55-in x 4.55-in Post Sleeve Flat Cap – Classic White | 1 required per post |
| | Step 2B | 180520 | PWTSKIRT4X4 | 4.55-in x 4.55-in Post Sleeve Skirt – Classic White | 1 required per post |
| | Steps 3, 4 & 5 | 1002425243 | WTRD0636HENKHD | 72-in x 36-in Trex Enhance Rail Kit w. Round Aluminum Balusters – Horizontal – Classic White | |
| 6-ft x 36-in Stair Rail | Step 1 | 1000048826 | WT040448APSRT | 4.45-in x 4.45-in x 48-in Post Sleeve – Classic White (Fits over a 4x4 pressure treated post) | |
| | Step 2A | 400465 | PWTSQCAP4X4 | 4.55-in x 4.55-in Post Sleeve Flat Cap – Classic White | 1 required per post |
| | Step 2B | 180520 | PWTSKIRT4X4 | 4.55-in x 4.55-in Post Sleeve Skirt – Classic White | 1 required per post |
| | Steps 3, 4 & 5 | 1002425296 | WTRD0636SENKHD | 72-in x 36-in Trex Enhance Rail Kit w. Round Aluminum Balusters – Stair – Classic White | |
| Accessories | Accessory | 1002425207 | PBKENHZBKT | Trex Enhance Rail Hardware Kit | Additional hardware for cut railing sections |

ROCKY HARBOR

On-shelf in select stores

Trex Enhance® Naturals



RH-6

Enhance Naturals Decking: Rocky Harbor

Enhance Railing: Charcoal Black composite posts and rails with round aluminum balusters in Charcoal Black

ROCKY HARBOR DECK BOARD PROFILES

| | Dimensions | Stock Sku # | Item # | Description |
|-----------------------------------|-------------|-------------|---------------|--|
| 1-in x 6-in Decking, Square Edge | 1 x 6 x 8' | 1004654412 | RH010608E2S01 | .94-in x 5.5-in x 8-ft Square Enhance Rocky Harbor (on-shelf in select stores) |
| 1-in x 6-in Decking, Grooved Edge | 1 x 6 x 12' | 1004642358 | RH010612E2G01 | .94-in x 5.5-in x 12-ft Grooved Enhance Rocky Harbor (on-shelf in select stores) |
| | 1 x 6 x 16' | 1004642367 | RH010616E2G01 | .94-in x 5.5-in x 16-ft Grooved Enhance Rocky Harbor (on-shelf in select stores) |

TREX HIDEAWAY® HIDDEN FASTENING SYSTEM & ACCESSORIES

| Stock Sku # | Item # | Description |
|-------------|------------------|--|
| 513114 | UNIVCOMBOCLIP01 | Trex Hideaway Universal Fastener Box Includes 90 fasteners and 4 starter clips (on-shelf in select stores). Contents cover 50 sq. ft. of decking. |
| 1006422035 | UNIVCOMBOCLIP200 | Trex Hideaway Universal Fastener Bucket Includes 360 fasteners and 16 starter clips (on-shelf in select stores). Contents cover 200 sq. ft. of decking. |
| 1009487187 | ONESTEPTL | Trex Universal Fastener Installation Tool |

RAILING

| | Railing Style Step | Stock Sku # | Item # | Description | 1 required per section (unless otherwise noted) |
|------------------------------|--------------------|-------------|----------------|--|---|
| 6-ft x 36-in Horizontal Rail | Step 1 | 1002428788 | BK040448APSRT | 4.45-in x 4.45-in x 48-in Post Sleeve – Charcoal Black (Fits over a 4x4 pressure treated post) | |
| | Step 2A | 1000048875 | PBKSQCAP4X4 | 4.55-in x 4.55-in Post Sleeve Flat Cap – Charcoal Black | 1 required per post |
| | Step 2B | 1000048877 | PBKSKIRT4X4 | 4.55-in x 4.55-in Post Sleeve Skirt – Charcoal Black | 1 required per post |
| | Steps 3, 4 & 5 | 1002425219 | BKRD0636HENKHD | 72-in x 36-in Trex Enhance Rail Kit w. Round Aluminum Balusters – Horizontal – Charcoal Black | |
| 6-ft x 36-in Stair Rail | Step 1 | 1002428788 | BK040448APSRT | 4.45-in x 4.45-in x 48-in Post Sleeve – Charcoal Black (Fits over a 4x4 pressure treated post) | |
| | Step 2A | 1000048875 | PBKSQCAP4X4 | 4.55-in x 4.55-in Post Sleeve Flat Cap – Charcoal Black | 1 required per post |
| | Step 2B | 1000048877 | PBKSKIRT4X4 | 4.55-in x 4.55-in Post Sleeve Skirt – Charcoal Black | 1 required per post |
| | Steps 3, 4 & 5 | 10024225245 | BKRD0636SENKHD | 72-in x 36-in Trex Enhance Rail Kit w. Round Aluminum Balusters – Stair – Charcoal Black | |
| Accessories | Accessory | 1002425207 | PBKENHZBKT | Trex Enhance Rail Hardware Kit | Additional hardware for cut railing sections |

Enhance Railing is not compatible with cocktail rail applications.

RAINIER

Trex Transcend® Lineage™



1 CHOOSE A BOARD PROFILE



Grooved edge

For use with our **hidden fasteners** to create a smooth, screw-free deck surface. See page 104.



RECOMMENDED



Square edge

Best for borders, stair risers and cocktail rail applications.

RAINIER DECK BOARD PROFILES

| | Dimensions | Item # (by the piece) | Description |
|-----------------------------------|--------------|-----------------------|---|
| 1-in x 6-in Decking, Square Edge | 1 x 6 x 16' | RN010616TLS01 | .94-in x 5.5-in x 16-ft Square Transcend Rainier |
| | 1 x 6 x 20' | RN010620TLS01 | .94-in x 5.5-in x 20-ft Square Transcend Rainier |
| 1-in x 6-in Decking, Grooved Edge | 1 x 6 x 12' | RN010612TLG01 | .94-in x 5.5-in x 12-ft Grooved Transcend Rainier |
| | 1 x 6 x 16' | RN010616TLG01 | .94-in x 5.5-in x 16-ft Grooved Transcend Rainier |
| | 1 x 6 x 20' | RN010620TLG01 | .94-in x 5.5-in x 20-ft Grooved Transcend Rainier |
| Fascia | 1 x 8 x 12' | RN010812TLS01 | .56-in x 7.25-in x 12-ft Transcend Fascia Rainier |
| | 1 x 12 x 12' | RN011212TLS01 | .56-in x 11.375-in x 12-ft Transcend Fascia Rainier |

2 SELECT A RAILING LOOK




RN-1



RN-2



RN-3



RN-1

Transcend Lineage Decking: Rainier Signature Railing: Charcoal Black aluminum posts, rails and rod rail infill

| | Railing Style Step | Trex Item # | Description | 1 required per section (unless otherwise noted) |
|-----------------------------------|---------------------|-----------------|---|--|
| 6-ft x 36-in Horizontal Rail | Step 1/2 | BKAL252537RCAP | 2.5-in x 2.5-in x 37-in Signature Post w. Cap & Skirt – Horizontal – Charcoal Black | |
| | Steps 3, 4 & 5 | BKBKROD0636HRK | 72-in x 36-in Signature Charcoal Black Frame and Black Rod Railing – Horizontal | |
| 6-ft x 36-in Stair Rail | Step 1/2 | BKAL252553RCAP | 2.5-in x 2.5-in x 53-in Signature Post w. Cap & Skirt – Stair – Charcoal Black | |
| | Steps 3, 4 & 5 | BKBKROD0636SRK | 72-in x 36-in Signature Charcoal Black Frame and Black Rod Railing – Stair | |
| 8-ft x 36-in Horizontal Rail | Step 1/2 | BKAL252537RCAP | 2.5-in x 2.5-in x 37-in Signature Post w. Cap & Skirt – Horizontal – Charcoal Black | |
| | Steps 3, 4 & 5 | BKBKROD0836HRK | 96-in x 36-in Signature Charcoal Black Frame and Black Rod Railing – Horizontal | |
| 8-ft x 36-in Stair Rail | Step 1/2 | BKAL252553RCAP | 2.5-in x 2.5-in x 53-in Signature Post w. Cap & Skirt – Stair – Charcoal Black | |
| | Steps 3, 4 & 5 | BKBKROD0836SRK | 96-in x 36-in Signature Charcoal Black Frame and Black Rod Railing – Stair | |
| Accessories for 42-in Rail Height | Step 1/2 | BKAL252543RCAP | 2.5-in x 2.5-in x 43-in Signature Post w. Cap & Skirt – Horizontal – Charcoal Black | Substitute item for 42-in Rail Height Horizontal installations |
| | Step 1/2 | BKAL252542RCCP | 2.5-in x 2.5-in x 42-in Signature Crossover Post – Charcoal Black | Substitute item for 42-in Rail Height Horizontal installations (Crossover style) |
| | Steps 3, 4 & 5 6-ft | BKBKROD0642HRK | 72-in x 42-in Signature Charcoal Black Frame and Black Rod Railing – Horizontal | Substitute item for 42-in Rail Height Horizontal installations |
| | Steps 3, 4 & 5 6-ft | BKBKROD0642SRK | 72-in x 42-in Signature Charcoal Black Frame and Black Rod Railing – Stair | Substitute item for 42-in Rail Height Stair installations |
| | Steps 3, 4 & 5 8-ft | BKBKROD0842HRK | 96-in x 42-in Signature Charcoal Black Frame and Black Rod Railing – Horizontal | Substitute item for 42-in Rail Height Horizontal installations |
| | Steps 3, 4 & 5 8-ft | BKBKROD0842SRK | 96-in x 42-in Signature Charcoal Black Frame and Black Rod Railing – Stair | Substitute item for 42-in Rail Height Stair installations |
| Accessories | Accessory | ALPOSTHWDECK | Aluminum Plate and Hardware (For use with 2.5-in Aluminum Post and 2.5-in Aluminum Crossover Post only) | 1 required per post |
| | Accessory | ALPOSTMOUNT36 | 36-in Aluminum IRC – Compliant Surface Mount Post | |
| | Accessory | ALPOSTMOUNT42 | 42-in Aluminum IRC – Compliant Surface Mount Post | |
| | Accessory | BK36RODHVERTK | 36-in Signature Rod Rail Vertical Kit – Horizontal – Charcoal Black | Additional hardware for cut railing sections |
| | Accessory | BK36RODSVERTK | 36-in Signature Rod Rail Vertical Kit – Stair – Charcoal Black | Additional hardware for cut railing sections |
| | Accessory | BKFHBKTALPNL | Signature Tableless Fixed Bracket – Horizontal (4/pack) – Charcoal Black | |
| | Accessory | BKFSBKTAL | Signature Cut Kit – Fixed Bracket – Stair (4/pack) – Charcoal Black | |
| | Accessory | BKSWHBKTAL | Signature Swivel Bracket – Horizontal (2/pack) – Charcoal Black | Additional hardware for cut angled railing sections |
| | Accessory | BKSWSBKTAL | Signature Swivel Bracket – Stair (2/pack) – Charcoal Black | Additional hardware for cut angled railing sections |
| | Accessory | BKCPDSWBKTAL | Compound Swivel Bracket (2/pack) – Top & Bottom – Charcoal Black | |
| | Accessory | BK25RCSWSCBKTAL | Signature 2.5-in Swivel Crossover Bracket – Stair – Charcoal Black | |
| | Accessory | BKAL252536RCCP | 2.5-in x 2.5-in x 36-in Signature Crossover Post – Charcoal Black | |



RN-2

Transcend Lineage Decking: Rainier

Signature Railing: Charcoal Black aluminum posts and rails with glass infill

*Glass not included. Shop glass.trex.com for more information.

| | Railing Style Step | Trex Item # | Description | 1 required per section (unless otherwise noted) |
|-----------------------------------|--------------------|----------------|---|--|
| 6-ft x 36-in Horizontal Rail | Step 1/2 | BKAL252537RCAP | 2.5-in x 2.5-in x 37-in Signature Post w. Cap & Skirt – Horizontal – Charcoal Black | |
| | Step 3 | BKA06HGLRK | 72-in Signature Glass Railing Kit – Horizontal – Charcoal Black | |
| | Step 4 | — | Glass panel sold separately. To source, visit glass.trex.com . | |
| 6-ft x 36-in Stair Rail | — | — | Signature Glass Railing Kit is to be used on horizontal applications only. | |
| 8-ft x 36-in Horizontal Rail | — | — | Signature Glass Railing Kit is to be used for 72-in (6-ft) rail lengths only. | |
| 8-ft x 36-in Stair Rail | — | — | Signature Glass Railing Kit is to be used on horizontal applications only. | |
| Accessories for 42-in Rail Height | Step 1/2 | BKAL252543RCAP | 2.5-in x 2.5-in x 43-in Signature Post w. Cap & Skirt – Horizontal – Charcoal Black | Substitute item for 42-in Rail Height Horizontal installations |
| | Step 1/2 | BKAL252542RCCP | 2.5-in x 2.5-in x 42-in Signature Crossover Post – Charcoal Black | Substitute item for 42-in Rail Height Horizontal installations (Crossover style) |
| | Step 3 6ft | BKA06HGLRK | 72-in Signature Glass Railing Kit – Horizontal – Charcoal Black (use for 36-in and 42-in Rail Heights) | Substitute item for 42-in Rail Height Horizontal installations |
| | Step 4 | — | Glass panel sold separately. To source, visit glass.trex.com . | |
| Accessories | Accessory | ALPOSTHWDECK | Aluminum Plate and Hardware (For use with 2.5-in Aluminum Post and 2.5-in Aluminum Crossover Post only) | 1 required per post |
| | Accessory | ALPOSTMOUNT36 | 36-in Aluminum IRC – Compliant Surface Mount Post | |
| | Accessory | ALPOSTMOUNT42 | 42-in Aluminum IRC – Compliant Surface Mount Post | |
| | Accessory | BKFHBKTALPNL | Signature Tableless Fixed Bracket – Horizontal (4/pack) – Charcoal Black | Additional hardware for cut railing sections |
| | Accessory | BKSWHBKTAL | Signature Swivel Bracket – Horizontal (2/pack) – Charcoal Black | Additional hardware for cut angled railing sections |
| | Accessory | BKCPDSWBKTAL | Signature Compound Swivel Bracket (2/pack) – Top & Bottom – Charcoal Black | |
| | Accessory | BKAL252536RCCP | 2.5-in x 2.5-in x 36-in Signature Crossover Post – Charcoal Black | |



RN-3

Transcend Lineage Decking: Rainier
Signature Railing: Charcoal Black aluminum post and rails with Platinum rod rail infill

| | Railing Style Step | Trex Item # | Description | 1 required per section (unless otherwise noted) |
|-----------------------------------|---------------------|----------------|---|--|
| 6-ft x 36-in Horizontal Rail | Step 1/2 | BKAL252537RCAP | 2.5-in x 2.5-in x 37-in Signature Post w. Cap & Skirt – Horizontal – Charcoal Black | |
| | Steps 3, 4 & 5 | BKPLROD0636HRK | 72-in x 36-in Signature Charcoal Black Frame and Platinum Rod Railing – Horizontal | |
| 6-ft x 36-in Stair Rail | Step 1/2 | BKAL252553RCAP | 2.5-in x 2.5-in x 53-in Signature Post w. Cap & Skirt – Stair – Charcoal Black | |
| | Steps 3, 4 & 5 | BKBKROD0636SRK | 72-in x 36-in Signature Charcoal Black Frame and Platinum Rod Railing – Stair | |
| 8-ft x 36-in Horizontal Rail | Step 1/2 | BKAL252537RCAP | 2.5-in x 2.5-in x 37-in Signature Post w. Cap & Skirt – Horizontal – Charcoal Black | |
| | Steps 3, 4 & 5 | BKPLROD0836HRK | 96-in x 36-in Signature Charcoal Black Frame and Platinum Rod Railing – Horizontal | |
| 8-ft x 36-in Stair Rail | Step 1/2 | BKAL252553RCAP | 2.5-in x 2.5-in x 53-in Signature Post w. Cap & Skirt – Stair – Charcoal Black | |
| | Steps 3, 4 & 5 | BKPLROD0836SRK | 96-in x 36-in Signature Charcoal Black Frame and Platinum Rod Railing – Stair | |
| Accessories for 42-in Rail Height | Step 1/2 | BKAL252543RCAP | 2.5-in x 2.5-in x 43-in Signature Post w. Cap & Skirt – Horizontal – Charcoal Black | Substitute item for 42-in Rail Height Horizontal installations |
| | Step 1/2 | BKAL252542RCCP | 2.5-in x 2.5-in x 42-in Signature Crossover Post – Charcoal Black | Substitute item for 42-in Rail Height Horizontal installations (Crossover style) |
| | Steps 3, 4 & 5 6-ft | BKPLROD0642HRK | 72-in x 42-in Signature Charcoal Black Frame and Platinum Rod Railing – Horizontal | Substitute item for 42-in Rail Height Horizontal installations |
| | Steps 3, 4 & 5 6-ft | BKPLROD0642SRK | 72-in x 42-in Signature Charcoal Black Frame and Platinum Rod Railing – Stair | Substitute item for 42-in Rail Height Stair installations |
| | Steps 3, 4 & 5 8-ft | BKBKROD0842HRK | 96-in x 42-in Signature Charcoal Black Frame and Platinum Rod Railing – Horizontal | Substitute item for 42-in Rail Height Horizontal installations |
| | Steps 3, 4 & 5 8-ft | BKPLROD0842SRK | 96-in x 42-in Signature Charcoal Black Frame and Platinum Rod Railing – Stair | Substitute item for 42-in Rail Height Stair installations |
| Accessories | Accessory | ALPOSTHWDECK | Aluminum Plate and Hardware (For use with 2.5-in Aluminum Post and 2.5-in Aluminum Crossover Post only) | 1 required per post |
| | Accessory | ALPOSTMOUNT36 | 36-in Aluminum IRC – Compliant Surface Mount Post | |
| | Accessory | ALPOSTMOUNT42 | 42-in Aluminum IRC – Compliant Surface Mount Post | |
| | Accessory | PL36RODHVERTK | 36-in Signature Rod Rail Vertical Kit – Horizontal – Platinum | Additional hardware for cut railing sections |
| | Accessory | PL36RODSVERTK | 36-in Signature Rod Rail Vertical Kit – Stair – Platinum | Additional hardware for cut railing sections |
| | Accessory | BKFHBKTALPNL | Signature Tabless Fixed Bracket – Horizontal – (4/pack) – Charcoal Black | |
| | Accessory | BKFSBKAL | Signature Cut Kit – Fixed Bracket – Stair – (4/pack) – Charcoal Black | |
| | Accessory | BKSWHBKTAL | Signature Swivel Bracket – Horizontal (2/pack) – Charcoal Black | Additional hardware for cut angled railing sections |
| | Accessory | BKSWSBKTAL | Signature Swivel Bracket – Stair (2/pack) – Charcoal Black | Additional hardware for cut angled railing sections |
| | Accessory | BKCPDSWBKTAL | Compound Swivel Bracket (2/pack) – Top & Bottom – Charcoal Black | |
| | Accessory | BK25RCSWSCBKAL | Signature 2.5-in Swivel Crossover Bracket – Stair – (1/pack) – Charcoal Black | |
| | Accessory | BKAL252536RCCP | 2.5-in x 2.5-in x 36-in Signature Crossover Post – Charcoal Black | |

CARMEL

Trex Transcend® Lineage™



1 CHOOSE A BOARD PROFILE




Grooved edge

For use with our **hidden fasteners** to create a smooth, screw-free deck surface. See page 104.



RECOMMENDED



Square edge

Best for borders, stair risers and cocktail rail applications.


CARMEL DECK BOARD PROFILES

| | Dimensions | Item # (by the piece) | Description |
|-----------------------------------|--------------|-----------------------|--|
| 1-in x 6-in Decking, Square Edge | 1 x 6 x 16' | CL010616TLS01 | .94-in x 5.5-in x 16-ft Square Transcend Carmel |
| | 1 x 6 x 20' | CL010620TLS01 | .94-in x 5.5-in x 20-ft Square Transcend Carmel |
| 1-in x 6-in Decking, Grooved Edge | 1 x 6 x 12' | CL010612TLG01 | .94-in x 5.5-in x 12-ft Grooved Transcend Carmel |
| | 1 x 6 x 16' | CL010616TLG01 | .94-in x 5.5-in x 16-ft Grooved Transcend Carmel |
| | 1 x 6 x 20' | CL010620TLG01 | .94-in x 5.5-in x 20-ft Grooved Transcend Carmel |
| Fascia | 1 x 8 x 12' | CL010812TLS01 | .56-in x 7.25-in x 12-ft Transcend Fascia Carmel |
| | 1 x 12 x 12' | CL011212TLS01 | .56-in x 11.375-in x 12-ft Transcend Fascia Carmel |

2 SELECT A RAILING LOOK



CL-1



CL-2



CL-3



CL-1

Transcend Lineage Decking: Carmel

Signature Railing: Charcoal Black aluminum posts and rails with glass infill

*Glass not included. Shop glass.trex.com for more information.

| | Railing Style Step | Trex Item # | Description | 1 required per section (unless otherwise noted) |
|-----------------------------------|--------------------|----------------|---|--|
| 6-ft x 36-in Horizontal Rail | Step 1/2 | BKAL252537RCAP | 2.5-in x 2.5-in x 37-in Signature Post w. Cap & Skirt – Horizontal – Charcoal Black | |
| | Step 3 | BKA06HGLRK | 6-ft Signature Glass Railing Kit – Horizontal – Charcoal Black | |
| | Step 4 | — | Glass panel sold separately. To source, visit glass.trex.com . | |
| 6-ft x 36-in Stair Rail | — | — | Signature Glass Railing Kit is to be used on horizontal applications only. | |
| 8-ft x 36-in Horizontal Rail | — | — | Signature Glass Railing Kit is to be used for 72-in (6-ft) rail lengths only. | |
| 8-ft x 36-in Stair Rail | — | — | Signature Glass Railing Kit is to be used on horizontal applications only. | |
| Accessories for 42-in Rail Height | Step 1/2 | BKAL252543RCAP | 2.5-in x 2.5-in x 43-in Signature Post w. Cap & Skirt – Horizontal – Charcoal Black | Substitute item for 42-in Rail Height Horizontal installations |
| | Step 1/2 | BKAL252542RCCP | 2.5-in x 2.5-in x 42-in Signature Crossover Post – Charcoal Black | Substitute item for 42-in Rail Height Horizontal installations (Crossover style) |
| | Step 3 6-ft | BKA06HGLRK | 6-ft Signature Glass Railing Kit – Horizontal – Charcoal Black (use for 36-in and 42-in Rail Heights) | Substitute item for 42-in Rail Height Horizontal installations |
| | Step 4 | — | Glass panel sold separately. To source, visit glass.trex.com . | |
| Accessories | Accessory | ALPOSTHWDECK | Aluminum Plate and Hardware (For use with 2.5-in Aluminum Post and 2.5-in Aluminum Crossover Post only) | 1 required per post |
| | Accessory | ALPOSTMOUNT36 | 36-in Aluminum IRC – Compliant Surface Mount Post | |
| | Accessory | ALPOSTMOUNT42 | 42-in Aluminum IRC – Compliant Surface Mount Post | |
| | Accessory | BKFHBKTALPNL | Signature Tabless Fixed Bracket – Horizontal (4/pack) – Charcoal Black | Additional hardware for cut railing sections |
| | Accessory | BKSWHBKTAL | Signature Swivel Bracket – Horizontal (2/pack) – Charcoal Black | Additional hardware for cut angled railing sections |
| | Accessory | BKCPDSWBKTAL | Signature Compound Swivel Bracket (2/pack) – Top & Bottom – Charcoal Black | |
| | Accessory | BKAL252536RCCP | 2.5-in x 2.5-in x 36-in Signature Crossover Post – Charcoal Black | |



CL-2

Transcend Lineage Decking: Carmel
Signature Railing: Bronze aluminum posts and rails with stainless steel mesh infill

| | Railing Style Step | Trex Item # | Description | 1 required per section (unless otherwise noted) |
|-----------------------------------|--------------------|-----------------|---|--|
| 6-ft x 36-in Horizontal Rail | Step 1/2 | BZAL252537RCAP | 2.5-in x 2.5-in x 37-in Signature Post w. Cap and Skirt – Horizontal – Bronze | |
| | Step 3 | BZA0636PNLHRK | 6-ft x 36-in Signature Mesh Railing Kit – Horizontal – Bronze | |
| | Step 4 | SSMESH0636HZ | 72-in x 36-in Signature Stainless Steel Mesh Panel – Horizontal | |
| 6-ft x 36-in Stair Rail | Step 1/2 | BZAL252553RCAP | 2.5-in x 2.5-in x 53-in Signature Post w. Cap and Skirt – Stair – Bronze | |
| | Step 3 | BZA0636PNLSRK | 6-ft x 36-in Signature Mesh Railing Kit – Stair – Bronze | |
| | Step 4 | SSMESH0636HZ | 72-in x 36-in Signature Stainless Steel Mesh Panel – Horizontal | |
| 8-ft x 36-in Horizontal Rail | Step 1/2 | BZAL252537RCAP | 2.5-in x 2.5-in x 37-in Signature Post w. Cap and Skirt – Horizontal – Bronze | |
| | Step 3 | BZA0836PNLHRK | 8-ft x 36-in Signature Mesh Railing Kit – Horizontal – Bronze | |
| | Step 4 | SSMESH0836HZ | 96-in x 36-in Signature Stainless Steel Mesh Panel – Horizontal | |
| 8-ft x 36-in Stair Rail | Step 1/2 | BZAL252553RCAP | 2.5-in x 2.5-in x 53-in Signature Post w. Cap and Skirt – Stair – Bronze | |
| | Step 3 | BZA0836PNLSRK | 8-ft x 36-in Signature Mesh Railing Kit – Stair – Bronze | |
| | Step 4 | SSMESH0836HZ | 96-in x 36-in Signature Stainless Steel Mesh Panel – Horizontal | |
| Accessories for 42-in Rail Height | Step 1/2 | BZAL252543RCAP | 2.5-in x 2.5-in x 43-in Signature Post w. Cap and Skirt – Horizontal – Bronze | Substitute item for 42-in Rail Height Horizontal installations |
| | Step 1/2 | BZAL252542RCCP | 2.5-in x 2.5-in x 42-in Signature Crossover Post – Bronze | Substitute item for 42-in Rail Height Horizontal installations (Crossover style) |
| | Step 3 6-ft | BZA0642PNLHRK | 6-ft x 42-in Signature Mesh Railing Kit – Horizontal – Bronze | Substitute item for 42-in Rail Height Horizontal installations |
| | Step 3 6-ft | BZA0642PNLSRK | 6-ft x 42-in Signature Mesh Railing Kit – Stair – Bronze | Substitute item for 42-in Rail Height Stair installations |
| | Steps 3 8-ft | BZA0842PNLHRK | 8-ft x 42-in Signature Mesh Railing Kit – Horizontal – Bronze | Substitute item for 42-in Rail Height Horizontal installations |
| | Step 3 8-ft | BZA0842PNLSRK | 8-ft x 42-in Signature Mesh Railing Kit – Stair – Bronze | Substitute item for 42-in Rail Height Stair installations |
| | Step 4 | SSMESH0842HZ | 96-in x 42-in Signature Stainless Steel Mesh Panel – Horizontal & Stair | Substitute item for 42-in Rail Height Stair installations |
| Accessories | Accessory | ALPOSTHWDECK | Aluminum Plate and Hardware (For use with 2.5-in Aluminum Post and 2.5-in Aluminum Crossover Post only) | 1 required per post |
| | Accessory | ALPOSTMOUNT36 | 36-in Aluminum IRC – Compliant Surface Mount Post | |
| | Accessory | ALPOSTMOUNT42 | 42-in Aluminum IRC – Compliant Surface Mount Post | |
| | Accessory | BZ36MSHVERTK | 36-in Signature Mesh Railing Vertical Kit – Horizontal – Bronze | Additional hardware for cut railing sections |
| | Accessory | BZ36MSHSVERTK | 36-in Signature Mesh Railing Vertical Kit – Stair – Bronze | Additional hardware for cut railing sections |
| | Accessory | BZ42MSHVERTK | 42-in Signature Mesh Railing Vertical Kit – Horizontal – Bronze | Additional hardware for cut railing sections |
| | Accessory | BZ42MSHSVERTK | 42-in Signature Mesh Railing Vertical Kit – Stair – Bronze | Additional hardware for cut railing sections |
| | Accessory | BZFBKTALPNL | Signature Tabless Fixed Bracket – Horizontal (4/pack) – Bronze | Additional hardware for cut railing sections |
| | Accessory | BZFSBKTAL | Signature Cut Kit – Fixed Bracket – Stair (4/pack) – Bronze | Additional hardware for cut railing sections |
| | Accessory | BZSWHBKTAL | Signature Swivel Bracket – Horizontal (2/pack) – Bronze | Additional hardware for cut railing sections |
| | Accessory | BZSWSBKTAL | Signature Swivel Bracket – Stair (2/pack) – Top and Bottom – Bronze | Additional hardware for cut angled railing sections |
| | Accessory | BZCPDSWBKTAL | Signature Compound Swivel Bracket – Top and Bottom (2/pack) – Bronze | Additional hardware for cut angled railing sections |
| | Accessory | BZ25RCSWSCBKTAL | Signature 2.5-in Swivel Crossover Bracket – Stair – Bronze | |
| | Accessory | BZAL252536RCCP | 2.5-in x 2.5-in x 36-in Signature Crossover Post – Bronze | |



CL-3

Transcend Lineage Decking: Carmel
Signature Railing: Charcoal Black aluminum posts, rails and square balusters

| | Railing Style Step | Trex Item # | Description | 1 required per section (unless otherwise noted) |
|-----------------------------------|---------------------|------------------|---|--|
| 6-ft x 36-in Horizontal Rail | Step 1/2 | BKAL252537RCAP | 2.5-in x 2.5-in x 37-in Signature Post w. Cap & Skirt – Horizontal – Charcoal Black | |
| | Steps 3, 4 & 5 | BKAS0636HRK | 72-in x 36-in Signature Rail Kit w. Square Balusters – Horizontal – Charcoal Black | |
| 6-ft x 36-in Stair Rail | Step 1/2 | BKAL252553RCAP | 2.5-in x 2.5-in x 53-in Signature Post w. Cap & Skirt – Stair – Charcoal Black | |
| | Steps 3, 4 & 5 | BKAS0636SRK | 72-in x 36-in Signature Rail Kit w. Square Balusters – Stair – Charcoal Black | |
| 8-ft x 36-in Horizontal Rail | Step 1/2 | BKAL252537RCAP | 2.5-in x 2.5-in x 37-in Signature Post w. Cap & Skirt – Horizontal – Charcoal Black | |
| | Steps 3, 4 & 5 | BKAS0836HRK | 96-in x 36-in Signature Rail Kit w. Square Balusters – Horizontal – Charcoal Black | |
| 8-ft x 36-in Stair Rail | Step 1/2 | BKAL252553RCAP | 2.5-in x 2.5-in x 53-in Signature Post w. Cap & Skirt – Stair – Charcoal Black | |
| | Steps 3, 4 & 5 | BKAS0836SRK | 96-in x 36-in Signature Rail Kit w. Square Balusters – Stair – Charcoal Black | |
| Accessories for 42-in Rail Height | Step 1/2 | BKAL252543RCAP | 2.5-in x 2.5-in x 43-in Signature Post w. Cap & Skirt – Horizontal – Charcoal Black | Substitute item for 42-in Rail Height Horizontal installations |
| | Step 1/2 | BKAL252542RCCP | 2.5-in x 2.5-in x 42-in Signature Crossover Post – Charcoal Black | Substitute item for 42-in Rail Height Horizontal installations (Crossover style) |
| | Steps 3, 4 & 5 6-ft | BKAS0642HRK | 72-in x 42-in Signature Rail Kit w. Square Balusters – Horizontal – Charcoal Black | Substitute item for 42-in Rail Height Horizontal installations |
| | Steps 3, 4 & 5 6-ft | BKAS0642SRK | 72-in x 42-in Signature Rail Kit w. Square Balusters – Stair – Charcoal Black | Substitute item for 42-in Rail Height Stair installations |
| | Steps 3, 4 & 5 8-ft | BKAS0842HRK | 96-in x 42-in Signature Rail Kit w. Square Balusters – Horizontal – Charcoal Black | Substitute item for 42-in Rail Height Horizontal installations |
| | Steps 3, 4 & 5 8-ft | BKAS0842SRK | 96-in x 42-in Signature Rail Kit w. Square Balusters – Stair – Charcoal Black | Substitute item for 42-in Rail Height Stair installations |
| Accessories | Accessory | ALPOSTHWDECK | Aluminum Plate and Hardware (For use with 2.5-in Aluminum Post and 2.5-in Aluminum Crossover Post only) | 1 required per post |
| | Accessory | ALPOSTMOUNT36 | 36-in Aluminum IRC – Compliant Surface Mount Post | |
| | Accessory | ALPOSTMOUNT42 | 42-in Aluminum IRC – Compliant Surface Mount Post | |
| | Accessory | BKFHBKTALPNL | Signature Tabless Fixed Bracket – Horizontal (4/pack) – Charcoal Black | |
| | Accessory | BKFSBK TAL | Signature Cut Kit – Fixed Bracket – Stair (4/pack) – Charcoal Black | Additional hardware for cut railing sections |
| | Accessory | BKSWHBKTAL | Signature Swivel Bracket – Horizontal (2/pack) – Charcoal Black | Additional hardware for cut angled railing sections |
| | Accessory | BKSWSBKTAL | Signature Swivel Bracket – Stair (2/pack) – Charcoal Black | Additional hardware for cut angled railing sections |
| | Accessory | BK25RCSWSCBK TAL | Signature 2.5-in Swivel Crossover Bracket – Stair – Charcoal Black | |
| | Accessory | BKCPDSWBKTAL | Signature Compound Swivel Bracket (2/pack) Top & Bottom – Charcoal Black | |

BISCAYNE

Trex Transcend® Lineage™



1 CHOOSE A BOARD PROFILE




Grooved edge

For use with our **hidden fasteners** to create a smooth, screw-free deck surface. See page 104.



RECOMMENDED



Square edge

Best for borders, stair risers and cocktail rail applications.


BISCAYNE DECK BOARD PROFILES

| | Dimensions | Item # (by the piece) | Description |
|-----------------------------------|--------------|-----------------------|--|
| 1-in x 6-in Decking, Square Edge | 1 x 6 x 16' | BC010616TLS01 | .94-in x 5.5-in x 16-ft Square Transcend Biscayne |
| | 1 x 6 x 20' | BC010620TLS01 | .94-in x 5.5-in x 20-ft Square Transcend Biscayne |
| 1-in x 6-in Decking, Grooved Edge | 1 x 6 x 12' | BC010612TLG01 | .94-in x 5.5-in x 12-ft Grooved Transcend Biscayne |
| | 1 x 6 x 16' | BC010616TLG01 | .94-in x 5.5-in x 16-ft Grooved Transcend Biscayne |
| | 1 x 6 x 20' | BC010620TLG01 | .94-in x 5.5-in x 20-ft Grooved Transcend Biscayne |
| Fascia | 1 x 8 x 12' | BC010812TLS01 | .56-in x 7.25-in x 12-ft Transcend Fascia Biscayne |
| | 1 x 12 x 12' | BC011212TLS01 | .56-in x 11.375-in x 12-ft Transcend Fascia Biscayne |

2 SELECT A RAILING LOOK



BC-1



BC-2




BC-3



BC-1

Transcend Lineage Decking: Biscayne
Signature Railing: Bronze aluminum posts and rails with Platinum rod rail infill


| | Railing Style Step | Trex Item # | Description | 1 required per section (unless otherwise noted) |
|-----------------------------------|---------------------|----------------|---|--|
| 6-ft x 36-in Horizontal Rail | Step 1/2 | BZAL252553RCAP | 2.5-in x 2.5-in x 37-in Signature Post w. Cap and Skirt – Horizontal – Bronze | |
| | Steps 3, 4 & 5 | BZPLROD0636SRK | 72-in x 36-in Signature Bronze Frame and Platinum Rod Railing – Horizontal | |
| 6-ft x 36-in Stair Rail | Step 1/2 | BZAL252553RCAP | 2.5-in x 2.5-in x 53-in Signature Post w. Cap and Skirt – Stair – Bronze | |
| | Steps 3, 4 & 5 | BZPLROD0636SRK | 72-in x 36-in Signature Bronze Frame and Platinum Rod Railing – Stair | |
| 8-ft x 36-in Horizontal Rail | Step 1/2 | BZAL252537RCAP | 2.5-in x 2.5-in x 37-in Signature Post w. Cap and Skirt – Horizontal – Bronze | |
| | Steps 3, 4 & 5 | BZPLROD0836HRK | 96-in x 36-in Signature Bronze Frame and Platinum Rod Railing – Horizontal | |
| 8-ft x 36-in Stair Rail | Step 1/2 | BZAL252553RCAP | 2.5-in x 2.5-in x 53-in Signature Post with Cap and Skirt – Stair – Bronze | |
| | Steps 3, 4 & 5 | BZPLROD0836SRK | 96-in x 36-in Signature Bronze Frame and Platinum Rod Railing – Stair | |
| Accessories for 42-in Rail Height | Step 1/2 | BZAL252543RCAP | 2.5-in x 2.5-in x 43-in Signature Post w. Cap and Skirt – Horizontal – Bronze | Substitute item for 42-in Rail Height Horizontal installations |
| | Step 1/2 | BZAL252542RCCP | 2.5-in x 2.5-in x 42-in Signature Crossover Post – Bronze | Substitute item for 42-in Rail Height Horizontal installations (Crossover style) |
| | Steps 3, 4 & 5 6-ft | BZPLROD0642HRK | 72-in x 42-in Signature Bronze Frame and Platinum Rod Railing – Horizontal | Substitute item for 42-in Rail Height Horizontal installations |
| | Steps 3, 4 & 5 6-ft | BZPLROD0642SRK | 72-in x 42-in Signature Bronze Frame and Platinum Rod Railing – Stair | Substitute item for 42-in Rail Height Stair installations |
| | Steps 3, 4 & 5 8-ft | BZPLROD0842HRK | 96-in x 42-in Signature Bronze Frame and Platinum Rod Railing – Horizontal | Substitute item for 42-in Rail Height Horizontal installations |
| | Steps 3, 4 & 5 8-ft | BZPLROD0842SRK | 96-in x 42-in Signature Bronze Frame and Platinum Rod Railing – Stair | Substitute item for 42-in Rail Height Stair installations |
| Accessories | Accessory | ALPOSTHWDECK | Aluminum Plate and Hardware (For use with 2.5-in Aluminum Post and 2.5-in Aluminum Crossover Post only) | 1 required per post |
| | Accessory | ALPOSTMOUNT36 | 36-in Aluminum IRC – Compliant Surface Mount Post | |
| | Accessory | ALPOSTMOUNT42 | 42-in Aluminum IRC – Compliant Surface Mount Post | |
| | Accessory | PL36RODHVERTK | 36-in Signature Rod Rail Vertical Kit – Horizontal – Platinum | Additional hardware for cut railing sections |
| | Accessory | PL36RODSVERTK | 36-in Signature Rod Rail Vertical Kit – Stair – Platinum | Additional hardware for cut railing sections |
| | Accessory | BZFBKLTALPNL | Signature Tabless Fixed Bracket – Horizontal (4/pack) – Bronze | Additional hardware for cut railing sections |
| | Accessory | BZSWHBKTAL | Signature Swivel Bracket – Horizontal (2/pack) – Bronze | Additional hardware for cut railing sections |
| | Accessory | BZSWSBKTAL | Signature Swivel Bracket – Stair (2/pack) – Top & Bottom – Bronze | Additional hardware for cut angled railing sections |
| | Accessory | BZCPDSWBKTAL | Signature Compound Swivel Bracket – Top & Bottom (2/pack) – Bronze | Additional hardware for cut angled railing sections |
| | Accessory | BZ25RCSWSCBTAL | Signature 2.5-in Swivel Crossover Bracket – Stair – Bronze | |
| | Accessory | BZAL252536RCCP | 2.5-in x 2.5-in x 36-in Signature Crossover Post – Bronze | |



BC-2

Transcend Lineage Decking: Biscayne
Signature Railing: Bronze aluminum post and rails with stainless steel mesh infill

| | Railing Style Step | Trex Item # | Description | 1 required per section (unless otherwise noted) |
|-----------------------------------|--------------------|------------------|---|--|
| 6-ft x 36-in Horizontal Rail | Step 1/2 | BZAL252537RCAP | 2.5-in x 2.5-in x 37-in Signature Post w. Cap and Skirt – Horizontal – Bronze | |
| | Step 3 | BZA0636PNLHRK | 6-ft x 36-in Signature Mesh Railing Kit – Horizontal – Bronze | |
| | Step 4 | SSMESH0636HZ | 72-in x 36-in Signature Stainless Steel Mesh Panel – Horizontal | |
| 6-ft x 36-in Stair Rail | Step 1/2 | BZAL252553RCAP | 2.5-in x 2.5-in x 53-in Signature Post w. Cap and Skirt – Stair – Bronze | |
| | Step 3 | BZA0636PNLSRK | 6-ft x 36-in Signature Mesh Railing Kit – Stair – Bronze | |
| | Step 4 | SSMESH0636HZ | 72-in x 36-in Signature Stainless Steel Mesh Panel – Horizontal | |
| 8-ft x 36-in Horizontal Rail | Step 1/2 | BZAL252537RCAP | 2.5-in x 2.5-in x 37-in Signature Post w. Cap and Skirt – Horizontal – Bronze | |
| | Step 3 | BZA0836PNLHRK | 8-ft x 36-in Signature Mesh Railing Kit – Horizontal – Bronze | |
| | Step 4 | SSMESH0836HZ | 96-in x 36-in Signature Stainless Steel Mesh Panel – Horizontal | |
| 8-ft x 36-in Stair Rail | Step 1/2 | BZAL252553RCAP | 2.5-in x 2.5-in x 53-in Signature Post w. Cap and Skirt – Stair – Bronze | |
| | Step 3 | BZA0836PNLSRK | 8-ft x 36-in Signature Mesh Railing Kit – Stair – Bronze | |
| | Step 4 | SSMESH0836HZ | 96-in x 36-in Signature Stainless Steel Mesh Panel – Horizontal | |
| Accessories for 42-in Rail Height | Step 1/2 | BZAL252543RCAP | 2.5-in x 2.5-in x 43-in Signature Post w. Cap and Skirt – Horizontal – Bronze | Substitute item for 42-in Rail Height Horizontal installations |
| | Step 1/2 | BZAL252542RCCP | 2.5-in x 2.5-in x 42-in Signature Crossover Post – Bronze | Substitute item for 42-in Rail Height Horizontal installations (Crossover style) |
| | Step 3 6-ft | BZA0642PNLHRK | 6-ft x 42-in Signature Mesh Railing Kit – Horizontal – Bronze | Substitute item for 42-in Rail Height Horizontal installations |
| | Step 3 6-ft | BZA0642PNLSRK | 6-ft x 42-in Signature Mesh Railing Kit – Stair – Bronze | Substitute item for 42-in Rail Height Stair installations |
| | Step 3 8-ft | BZA0842PNLHRK | 8-ft x 42-in Signature Mesh Railing Kit – Horizontal – Bronze | Substitute item for 42-in Rail Height Horizontal installations |
| | Step 3 8-ft | BZA0842PNLSRK | 8-ft x 42-in Signature Mesh Railing Kit – Stair – Bronze | Substitute item for 42-in Rail Height Stair installations |
| | Step 4 | SSMESH0842HZ | 96-in x 42-in Signature Stainless Steel Mesh Panel – Horizontal & Stair | Substitute item for 42-in Rail Height Stair installations |
| Accessories | Accessory | ALPOSTHWDECK | Aluminum Plate and Hardware (For use with 2.5-in Aluminum Post and 2.5-in Aluminum Crossover Post only) | 1 required per post |
| | Accessory | ALPOSTMOUNT36 | 36-in Aluminum IRC – Compliant Surface Mount Post | |
| | Accessory | ALPOSTMOUNT42 | 42-in Aluminum IRC – Compliant Surface Mount Post | |
| | Accessory | BZ36MSHHVERTK | 36-in Signature Mesh Railing Vertical Kit – Horizontal – Bronze | Additional hardware for cut railing sections |
| | Accessory | BZ36MSHSVVERTK | 36-in Signature Mesh Railing Vertical Kit – Stair – Bronze | Additional hardware for cut railing sections |
| | Accessory | BZ42MSHHVERTK | 42-in Signature Mesh Railing Vertical Kit – Horizontal – Bronze | Additional hardware for cut railing sections |
| | Accessory | BZ42MSHSVVERTK | 42-in Signature Mesh Railing Vertical Kit – Stair – Bronze | Additional hardware for cut railing sections |
| | Accessory | BZFBKTALPNL | Signature Tabless Fixed Bracket – Horizontal (4/pack) – Bronze | Additional hardware for cut railing sections |
| | Accessory | BZFSBKATAL | Signature Cut Kit – Fixed Bracket – Stair (4/pack) – Bronze | Additional hardware for cut railing sections |
| | Accessory | BZSWHBKTAL | Signature Swivel Bracket – Horizontal (2/pack) – Bronze | Additional hardware for cut angled railing sections |
| | Accessory | BZSWSBKTAL | Signature Swivel Bracket – Stair (2/pack) – Top & Bottom – Bronze | Additional hardware for cut angled railing sections |
| | Accessory | BZ25RCSWSCBKATAL | Signature 2.5-in Swivel Crossover Bracket – Stair – Bronze | |
| | Accessory | BZAL252536RCCP | 2.5-in x 2.5-in x 36-in Signature Crossover Post – Bronze | |
| | Accessory | BZCPDSWBKATAL | Signature Compound Swivel Bracket – Top & Bottom (2/pack) – Bronze | |



BC-3

Transcend Lineage Decking: Biscayne
Signature Railing: Charcoal Black aluminum posts, rails and square balusters

| | Railing Style Step | Trex Item # | Description | 1 required per section (unless otherwise noted) |
|-----------------------------------|---------------------|-----------------|---|--|
| 6-ft x 36-in Horizontal Rail | Step 1/2 | BKAL252537RCAP | 2.5-in x 2.5-in x 37-in Signature Post w. Cap & Skirt – Horizontal – Charcoal Black | |
| | Steps 3, 4 & 5 | BKAS0636HRK | 72-in x 36-in Signature Rail Kit w. Square Balusters – Horizontal – Charcoal Black | |
| 6-ft x 36-in Stair Rail | Step 1/2 | BKAL252553RCAP | 2.5-in x 2.5-in x 53-in Signature Post w. Cap & Skirt – Stair – Charcoal Black | |
| | Steps 3, 4 & 5 | BKAS0636SRK | 72-in x 36-in Signature Rail Kit w. Square Balusters – Stair – Charcoal Black | |
| 8-ft x 36-in Horizontal Rail | Step 1/2 | BKAL252537RCAP | 2.5-in x 2.5-in x 37-in Signature Post w. Cap & Skirt – Horizontal – Charcoal Black | |
| | Steps 3, 4 & 5 | BKAS0836HRK | 96-in x 36-in Signature Rail Kit w. Square Balusters – Horizontal – Charcoal Black | |
| 8-ft x 36-in Stair Rail | Step 1/2 | BKAL252553RCAP | 2.5-in x 2.5-in x 53-in Signature Post w. Cap & Skirt – Stair – Charcoal Black | |
| | Steps 3, 4 & 5 | BKAS0836SRK | 96-in x 36-in Signature Rail Kit w. Square Balusters – Stair – Charcoal Black | |
| Accessories for 42-in Rail Height | Step 1/2 | BKAL252543RCAP | 2.5-in x 2.5-in x 43-in Signature Post w. Cap & Skirt – Horizontal – Charcoal Black | Substitute item for 42-in Rail Height Horizontal installations |
| | Step 1/2 | BKAL252542RCCP | 2.5-in x 2.5-in x 42-in Signature Crossover Post – Charcoal Black | Substitute item for 42-in Rail Height Horizontal installations (Crossover style) |
| | Steps 3, 4 & 5 6-ft | BKAS0642HRK | 72-in x 42-in Signature Rail Kit w. Square Balusters – Horizontal – Charcoal Black | Substitute item for 42-in Rail Height Horizontal installations |
| | Steps 3, 4 & 5 6-ft | BKAS0642SRK | 72-in x 42-in Signature Rail Kit w. Square Balusters – Stair – Charcoal Black | Substitute item for 42-in Rail Height Stair installations |
| | Steps 3, 4 & 5 8-ft | BKAS0842HRK | 96-in x 42-in Signature Rail Kit w. Square Balusters – Horizontal – Charcoal Black | Substitute item for 42-in Rail Height Horizontal installations |
| | Steps 3, 4 & 5 8-ft | BKAS0842SRK | 96-in x 42-in Signature Rail Kit w. Square Balusters – Stair – Charcoal Black | Substitute item for 42-in Rail Height Stair installations |
| Accessories | Accessory | ALPOSTHWDECK | Aluminum Plate and Hardware (For use with 2.5-in Aluminum Post and 2.5-in Aluminum Crossover Post only) | 1 required per post |
| | Accessory | ALPOSTMOUNT36 | 36-in Aluminum IRC – Compliant Surface Mount Post | |
| | Accessory | ALPOSTMOUNT42 | 42-in Aluminum IRC – Compliant Surface Mount Post | |
| | Accessory | BKFHBKTALPNL | Signature Tabless Fixed Bracket – Horizontal (4/pack) – Charcoal Black | Additional hardware for cut railing sections |
| | Accessory | BKFSBK TAL | Signature Cut Kit – Fixed Bracket – Stair (4/pack) – Charcoal Black | Additional hardware for cut angled railing sections |
| | Accessory | BKSWHBK TAL | Signature Swivel Bracket – Horizontal (2/pack) – Charcoal Black | Additional hardware for cut angled railing sections |
| | Accessory | BKSWSBK TAL | Signature Swivel Bracket – Stair (2/pack) – Charcoal Black | |
| | Accessory | BKCPDSWBK TAL | Signature Compound Swivel Bracket (2/pack) Top & Bottom – Charcoal Black | |
| | Accessory | BK25RCSWSBK TAL | Signature 2.5-in Swivel Crossover Bracket – Stair (1/pack) – Charcoal Black | |
| | Accessory | BKAL252536RCCP | 2.5-in x 2.5-in x 36-in Signature Crossover Post – Charcoal Black | |

JASPER

Trex Transcend® Lineage™



1 CHOOSE A BOARD PROFILE




Grooved edge

For use with our **hidden fasteners** to create a smooth, screw-free deck surface. See page 104.



RECOMMENDED



Square edge

Best for borders, stair risers and cocktail rail applications.

JASPER DECK BOARD PROFILES

| | Dimensions | Item # (by the piece) | Description |
|-----------------------------------|--------------|-----------------------|--|
| 1-in x 6-in Decking, Square Edge | 1 x 6 x 16' | JA010616TLS01 | .94-in x 5.5-in x 16-ft Square Transcend Jasper |
| | 1 x 6 x 20' | JA010620TLS01 | .94-in x 5.5-in x 20-ft Square Transcend Jasper |
| 1-in x 6-in Decking, Grooved Edge | 1 x 6 x 12' | JA010612TLG01 | .94-in x 5.5-in x 12-ft Grooved Transcend Jasper |
| | 1 x 6 x 16' | JA010616TLG01 | .94-in x 5.5-in x 16-ft Grooved Transcend Jasper |
| | 1 x 6 x 20' | JA010620TLG01 | .94-in x 5.5-in x 20-ft Grooved Transcend Jasper |
| Fascia | 1 x 8 x 12' | JA010812TLS01 | .56-in x 7.25-in x 12-ft Transcend Fascia Jasper |
| | 1 x 12 x 12' | JA011212TLS01 | .56-in x 11.375-in x 12-ft Transcend Fascia Jasper |


2 SELECT A RAILING LOOK



JA-1



JA-2



JA-3




JA-1

Transcend Lineage Decking: Jasper

Signature Railing: Classic White aluminum posts and rails with glass infill

*Glass not included. Shop glass.trex.com for more information.


| | Railing Style Step | Trex Item # | Description | 1 required per section (unless otherwise noted) |
|-----------------------------------|--------------------|----------------|---|--|
| 6-ft x 36-in Horizontal Rail | Step 1/2 | WTAL252537RCAP | 2.5-in x 2.5-in x 37-in Signature Post w. Cap and Skirt – Horizontal – Classic White | |
| | Step 3 | WTA06HGLRK | 72-in Signature Glass Railing Kit – Horizontal – Classic White | |
| | Step 4 | — | Glass panel sold separately. To source, visit glass.trex.com. | |
| 6-ft x 36-in Stair Rail | — | — | Signature Glass Railing Kit is to be used on horizontal applications only. | |
| 8-ft x 36-in Horizontal Rail | — | — | Signature Glass Railing Kit is to be used for 72-in (6-ft) rail lengths only. | |
| 8-ft x 36-in Stair Rail | — | — | Signature Glass Railing Kit is to be used on horizontal applications only. | |
| Accessories for 42-in Rail Height | Step 1/2 | WTAL252543RCAP | 2.5-in x 2.5-in x 43-in Signature Post w. Cap and Skirt – Horizontal – Classic White | Substitute item for 42-in Rail Height Horizontal installations |
| | Step 1/2 | WTAL252542RCCP | 2.5-in x 2.5-in x 42-in Signature Crossover Post – Classic White | Substitute item for 42-in Rail Height Horizontal installations (Crossover style) |
| | Step 3 6-ft | WTA06HGLRK | 72-in Signature Glass Railing Kit – Horizontal – Classic White | Substitute item for 42-in Rail Height Horizontal installations |
| | Step 4 | — | Glass panel sold separately. To source, visit glass.trex.com. | |
| Accessories | Accessory | ALPOSTHWDECK | Aluminum Plate and Hardware (For use with 2.5-in Aluminum Post and 2.5-in Aluminum Crossover Post only) | |
| | Accessory | ALPOSTMOUNT36 | 36-in Aluminum IRC – Compliant Surface Mount Post | 1 required per post |
| | Accessory | ALPOSTMOUNT42 | 42-in Aluminum IRC – Compliant Surface Mount Post | |
| | Accessory | WTFHBKTALPNL | Signature Tabless Fixed Bracket – Horizontal (4/pack) – Classic White | Additional hardware for cut angled railing sections |
| | Accessory | WTSWHBKTAL | Signature Swivel Bracket – Horizontal (2/pack) – Classic White | Additional hardware for cut angled railing sections |
| | Accessory | WTCPSWBKTAL | Signature Compound Swivel Bracket (2/pack) Top & Bottom – Classic White | |
| | Accessory | WTAL252536RCCP | 2.5-in x 2.5-in x 36-in Signature Crossover Post – Classic White | |



JA-2

Transcend Lineage Decking: Jasper
Signature Railing: Charcoal Black aluminum posts, rails and rod rail infill

| | Railing Style Step | Trex Item # | Description | 1 required per section (unless otherwise noted) |
|-----------------------------------|---------------------|----------------|---|--|
| 6-ft x 36-in Horizontal Rail | Step 1/2 | BKAL252537RCAP | 2.5-in x 2.5-in x 37-in Signature Post w. Cap & Skirt – Horizontal – Charcoal Black | |
| | Steps 3, 4 & 5 | BKAS0636HRK | 72-in x 36-in Signature Rail Kit w. Square Balusters – Horizontal – Charcoal Black | |
| 6-ft x 36-in Stair Rail | Step 1/2 | BKAL252553RCAP | 2.5-in x 2.5-in x 53-in Signature Post w. Cap & Skirt – Stair – Charcoal Black | |
| | Steps 3, 4 & 5 | BKAS0636SRK | 72-in x 36-in Signature Rail Kit w. Square Balusters – Stair – Charcoal Black | |
| 8-ft x 36-in Horizontal Rail | Step 1/2 | BKAL252537RCAP | 2.5-in x 2.5-in x 37-in Signature Post w. Cap & Skirt – Horizontal – Charcoal Black | |
| | Steps 3, 4 & 5 | BKAS0836HRK | 96-in x 36-in Signature Rail Kit w. Square Balusters – Horizontal – Charcoal Black | |
| 8-ft x 36-in Stair Rail | Step 1/2 | BKAL252553RCAP | 2.5-in x 2.5-in x 53-in Signature Post w. Cap & Skirt – Stair – Charcoal Black | |
| | Steps 3, 4 & 5 | BKAS0836SRK | 96-in x 36-in Signature Rail Kit w. Square Balusters – Stair – Charcoal Black | |
| Accessories for 42-in Rail Height | Step 1/2 | BKAL252543RCAP | 2.5-in x 2.5-in x 43-in Signature Post w. Cap & Skirt – Horizontal – Charcoal Black | Substitute item for 42-in Rail Height Horizontal installations |
| | Step 1/2 | BKAL252542RCCP | 2.5-in x 2.5-in x 42-in Signature Crossover Post – Charcoal Black | Substitute item for 42-in Rail Height Horizontal installations (Crossover style) |
| | Steps 3, 4 & 5 6-ft | BKAS0642HRK | 72-in x 42-in Signature Rail Kit w. Square Balusters – Horizontal – Charcoal Black | Substitute item for 42-in Rail Height Horizontal installations |
| | Steps 3, 4 & 5 6-ft | BKAS0642SRK | 72-in x 42-in Signature Rail Kit w. Square Balusters – Stair – Charcoal Black | Substitute item for 42-in Rail Height Stair installations |
| | Steps 3, 4 & 5 8-ft | BKAS0842HRK | 96-in x 42-in Signature Rail Kit w. Square Balusters – Horizontal – Charcoal Black | Substitute item for 42-in Rail Height Horizontal installations |
| | Steps 3, 4 & 5 8-ft | BKAS0842SRK | 96-in x 42-in Signature Rail Kit w. Square Balusters – Stair – Charcoal Black | Substitute item for 42-in Rail Height Stair installations |
| Accessories | Accessory | ALPOSTHWDECK | Aluminum Plate and Hardware (For use with 2.5-in Aluminum Post and 2.5-in Aluminum Crossover Post only) | 1 required per post |
| | Accessory | ALPOSTMOUNT36 | 36-in Aluminum IRC – Compliant Surface Mount Post | |
| | Accessory | ALPOSTMOUNT42 | 42-in Aluminum IRC – Compliant Surface Mount Post | |
| | Accessory | BKFHBKTALPNL | Signature Tabless Fixed Bracket – Horizontal (4/pack) – Charcoal Black | |
| | Accessory | BKFSBKAL | Signature Cut Kit – Fixed Bracket – Stair (4/pack) – Charcoal Black | Additional hardware for cut railing sections |
| | Accessory | BKSWHBKTAL | Signature Swivel Bracket – Horizontal (2/pack) – Charcoal Black | Additional hardware for cut angled railing sections |
| | Accessory | BKSWSBKTAL | Signature Swivel Bracket – Stair (2/pack) – Charcoal Black | Additional hardware for cut angled railing sections |
| | Accessory | BKCPDSWBKTAL | Compound Swivel Bracket (2/pack) Top & Bottom | |
| | Accessory | BK25RCSWSCBKAL | Signature 2.5-in Swivel Crossover Bracket – Stair – Charcoal Black | |
| | Accessory | BKAL252536RCCP | 2.5-in x 2.5-in x 36-in Signature Crossover Post – Charcoal Black | |



JA-3

Transcend Lineage Decking: Jasper
Signature Railing: Charcoal Black aluminum posts and rails with stainless steel mesh infill

| | Railing Style Step | Trex Item # | Description | 1 required per section (unless otherwise noted) |
|-----------------------------------|--------------------|-----------------|---|--|
| 6-ft x 36-in Horizontal Rail | Step 1/2 | BKAL252537RCAP | 2.5-in x 2.5-in x 37-in Signature Post w. Cap and Skirt – Horizontal – Charcoal Black | |
| | Step 3 | BKA0636PNLHRK | 72-in x 36-in Signature Mesh Railing Kit – Horizontal – Charcoal Black | |
| | Step 4 | SSMESH0636HZ | 72-in x 36-in Signature Stainless Steel Mesh Panel – Horizontal & Stair | |
| 6-ft x 36-in Stair Rail | Step 1/2 | BKAL252553RCAP | 2.5-in x 2.5-in x 53-in Signature Post w. Cap and Skirt – Stair – Charcoal Black | |
| | Step 3 | BKA0636PNLSRK | 72-in x 36-in Signature Mesh Railing Kit – Stair – Charcoal Black | |
| | Step 4 | SSMESH0636HZ | 72-in x 36-in Signature Stainless Steel Mesh Panel – Horizontal & Stair | |
| 8-ft x 36-in Horizontal Rail | Step 1/2 | BKAL252537RCAP | 2.5-in x 2.5-in x 37-in Signature Post w. Cap and Skirt – Horizontal – Charcoal Black | |
| | Step 3 | BKA0836PNLHRK | 96-in x 36-in Signature Mesh Railing Kit – Horizontal – Charcoal Black | |
| | Step 4 | SSMESH0836HZ | 96-in x 36-in Signature Stainless Steel Mesh Panel – Horizontal & Stair | |
| 8-ft x 36-in Stair Rail | Step 1/2 | BKAL252553RCAP | 2.5-in x 2.5-in x 53-in Signature Post w. Cap and Skirt – Stair – Charcoal Black | |
| | Step 3 | BKA0836PNLSRK | 96-in x 36-in Signature Mesh Railing Kit – Stair – Charcoal Black | |
| | Step 4 | SSMESH0836HZ | 96-in x 36-in Signature Stainless Steel Mesh Panel – Horizontal & Stair | |
| Accessories for 42-in Rail Height | Step 1/2 | BKAL252543RCAP | 2.5-in x 2.5-in x 43-in Signature Post w. Cap and Skirt – Horizontal – Charcoal Black | Substitute item for 42-in Rail Height Horizontal installations |
| | Step 1/2 | BKAL252542RCCP | 2.5-in x 2.5-in x 42-in Signature Crossover Post – Charcoal Black | Substitute item for 42-in Rail Height Horizontal installations (Crossover style) |
| | Step 3 6-ft | BKA0642PNLHRK | 72-in x 42-in Signature Mesh Railing Kit – Horizontal – Charcoal Black | Substitute item for 42-in Rail Height Horizontal installations |
| | Step 3 6-ft | BKA0642PNLSRK | 72-in x 42-in Signature Mesh Railing Kit – Stair – Charcoal Black | Substitute item for 42-in Rail Height Stair installations |
| | Step 3 8-ft | BKA0842PNLHRK | 96-in x 42-in Signature Mesh Railing Kit – Horizontal – Charcoal Black | Substitute item for 42-in Rail Height Horizontal installations |
| | Step 3 8-ft | BKA0842PNLSRK | 96-in x 42-in Signature Mesh Railing Kit – Stair – Charcoal Black | Substitute item for 42-in Rail Height Stair installations |
| | Step 4 | SSMESH0842HZ | 96-in x 42-in Signature Stainless Steel Mesh Panel – Horizontal & Stair | Substitute item for 42-in Rail Height Stair installations |
| Accessories | Accessory | ALPOSTHWDECK | Aluminum Plate and Hardware (For use with 2.5-in Aluminum Post and 2.5-in Aluminum Crossover Post only) | 1 required per post |
| | Accessory | ALPOSTMOUNT36 | 36-in Aluminum IRC – Compliant Surface Mount Post | |
| | Accessory | ALPOSTMOUNT42 | 42-in Aluminum IRC – Compliant Surface Mount Post | |
| | Accessory | BK36MSHHVERTK | 36-in Signature Mesh Railing Vertical Kit – Horizontal – Charcoal Black | Additional hardware for cut railing sections |
| | Accessory | BK36MSHSVERTK | 36-in Signature Mesh Railing Vertical Kit – Stair – Charcoal Black | Additional hardware for cut railing sections |
| | Accessory | BK42MSHHVERTK | 42-in Signature Mesh Railing Vertical Kit – Horizontal – Charcoal Black | Additional hardware for cut railing sections |
| | Accessory | BK42MSHSVERTK | 42-in Signature Mesh Railing Vertical Kit – Stair – Charcoal Black | Additional hardware for cut railing sections |
| | Accessory | BKFHBKTALPNL | Signature Tabless Fixed Bracket – Horizontal (4/pack) – Charcoal Black | Additional hardware for cut railing sections |
| | Accessory | BKFSBKTAL | Signature Cut Kit – Fixed Bracket – Stair (4/pack) – Charcoal Black | Additional hardware for cut railing sections |
| | Accessory | BKSWHBKTAL | Signature Swivel Bracket – Horizontal (2/pack) – Charcoal Black | Additional hardware for cut angled railing sections |
| | Accessory | BKSWSBKTAL | Signature Swivel Bracket – Stair (2/pack) – Top & Bottom – Charcoal Black | Additional hardware for cut angled railing sections |
| | Accessory | BKCPDSWBKTAL | Signature 2.5-in Swivel Crossover Bracket – Stair – Charcoal Black | |
| | Accessory | BK25RCSWSCBKTAL | 2.5-in x 2.5-in x 36-in Signature Crossover Post – Charcoal Black | |
| | Accessory | BKAL252536RCCP | Signature Compound Swivel Bracket – Top & Bottom (2/pack) – Charcoal Black | |

ISLAND MIST

Trex Transcend® Tropicals



1 CHOOSE A BOARD PROFILE




Grooved edge



For use with our **hidden fasteners** to create a smooth, screw-free deck surface. See page 104.

RECOMMENDED




Square edge

Best for borders, stair risers and cocktail rail applications.

ISLAND MIST DECK BOARD PROFILES

| | Dimensions | Item # (by the piece) | Description |
|-----------------------------------|--------------|-----------------------|---|
| 1-in x 6-in Decking, Square Edge | 1 x 6 x 12' | IM010612TS01 | .94-in x 5.5-in x 12-ft Square Transcend Island Mist |
| | 1 x 6 x 16' | IM010616TS01 | .94-in x 5.5-in x 16-ft Square Transcend Island Mist |
| | 1 x 6 x 20' | IM010620TS01 | .94-in x 5.5-in x 20-ft Square Transcend Island Mist |
| 1-in x 6-in Decking, Grooved Edge | 1 x 6 x 12' | IM010612TG01 | .94-in x 5.5-in x 12-ft Grooved Transcend Island Mist |
| | 1 x 6 x 16' | IM010616TG01 | .94-in x 5.5-in x 16-ft Grooved Transcend Island Mist |
| | 1 x 6 x 20' | IM010620TG01 | .94-in x 5.5-in x 20-ft Grooved Transcend Island Mist |
| Fascia | 1 x 8 x 12' | IM010812TS01 | .56-in x 7.25-in x 12-ft Transcend Fascia Island Mist |
| | 1 x 12 x 12' | IM011212TS01 | .56-in x 11.375-in x 12-ft Transcend Fascia Island Mist |

2 SELECT A RAILING LOOK



IM-1



IM-2



IM-3



IM-1

Transcend Tropicals Decking: Island Mist
Transcend Railing: Classic White composite posts and rails with Island Mist cocktail rail and round aluminum balusters in Charcoal Black


| | Railing Style Step | Trex Item # | Description | 1 required per section (unless otherwise noted) |
|-----------------------------------|--------------------|---------------------|--|--|
| 6-ft x 36-in Horizontal Rail | Step 1 | WT040439APS | 4.45-in x 4.45-in x 40-in Post Sleeve – Classic White (Fits over a 4x4 pressure treated post) | |
| | Step 2B | PWTSKIRT4X4 | 4.55-in x 4.55-in Post Sleeve Skirt – Classic White | 1 required per post |
| | Step 3A | WTUNIVTBRO6 | 67.5-in Universal Top or Bottom Rail – Classic White | |
| | Step 3A | Cocktail Rail Board | .94-in x 5.5-in x 12-ft Square Transcend Island Mist | Deck board used on top of universal rail |
| | Step 3B | WTUNIVTBRO6 | 67.5-in Universal Top or Bottom Rail – Classic White | |
| | Step 4 | BKTA30RBK | 30.25-in Round Aluminum Baluster Kit (20/box) – Charcoal Black | 15 balusters required per section |
| | Step 5 | WTRDHIK06 | 67.5-in Accessory Infill Kit for Round Balusters – Horizontal – Classic White | Includes assembly hardware |
| 6-ft x 36-in Stair Rail | Step 1 | WT0404108APS | 4.45-in x 4.45-in x 108-in Post Sleeve – Classic White (Fits over a 4x4 pressure treated post) | 1 required for every 2 posts |
| | Step 2B | PWTSKIRT4X4 | 4.55-in x 4.55-in Post Sleeve Skirt – Classic White | 1 required per post |
| | Step 3A | WTUNIVTBRO6 | 67.5-in Universal Top or Bottom Rail – Classic White | |
| | Step 3A | Cocktail Rail Board | .94-in x 5.5-in x 12-ft Square Transcend Island Mist | Deck board used on top of universal rail |
| | Step 3B | WTUNIVTBRO6 | 67.5-in Universal Top or Bottom Rail – Classic White | |
| | Step 4 | BKTA30RBK | 30.25-in Round Aluminum Baluster Kit (20/box) – Charcoal Black | 12 balusters required per section |
| | Step 5 | WTRDSIK06 | 67.5-in Accessory Infill Kit for Round Balusters – Stair – Classic White | Includes assembly hardware |
| 8-ft x 36-in Horizontal Rail | Step 1 | WT040439APS | 4.45-in x 4.45-in x 40-in Post Sleeve – Classic White (Fits over a 4x4 pressure treated post) | |
| | Step 2B | PWTSKIRT4X4 | 4.55-in x 4.55-in Post Sleeve Skirt – Classic White | 1 required per post |
| | Step 3A | WTUNIVTBRO8 | 91.5-in Universal Top or Bottom Rail – Classic White | |
| | Step 3A | Cocktail Rail Board | .94-in x 5.5-in x 16-ft Square Transcend Island Mist | Deck board used on top of universal rail |
| | Step 3B | WTUNIVTBRO8 | 91.5-in Universal Top or Bottom Rail – Classic White | |
| | Step 4 | BKTA30RBK | 30.25-in Round Aluminum Baluster Kit (20/box) – Charcoal Black | 20 balusters required per section |
| | Step 5 | WTRDHIK08 | 91.5-in Accessory Infill Kit for Round Balusters – Horizontal – Classic White | Includes assembly hardware |
| 8-ft x 36-in Stair Rail | Step 1 | WT0404108APS | 4.45-in x 4.45-in x 108-in Post Sleeve – Classic White (Fits over a 4x4 pressure treated post) | 1 required for every 2 posts |
| | Step 2B | PWTSKIRT4X4 | 4.55-in x 4.55-in Post Sleeve Skirt – Classic White | 1 required per post |
| | Step 3A | WTUNIVTBRO8 | 91.5-in Universal Top or Bottom Rail – Classic White | |
| | Step 3A | Cocktail Rail Board | .94-in x 5.5-in x 16-ft Square Transcend Island Mist | Deck board used on top of universal rail |
| | Step 3B | WTUNIVTBRO8 | 91.5-in Universal Top or Bottom Rail – Classic White | |
| | Step 4 | BKTA30RBK | 30.25-in Round Aluminum Baluster Kit (20/box) – Charcoal Black | 16 balusters required per section |
| | Step 5 | WTRDSIK08 | 91.5-in Accessory Infill Kit for Round Balusters – Stair – Classic White | Includes assembly hardware |
| Accessories for 42-in Rail Height | Step 1 | WT0404108APS | 4.45-in x 4.45-in x 108-in Post Sleeve – Classic White (Fits over a 4x4 pressure treated post) | Substitute item for 42-in Rail Height Horizontal and Stair installations; 1 required for every 2 posts |
| | Step 4 | BKTA36RBK | 36.25-in Round Aluminum Baluster Kit (20/box) – Charcoal Black | Substitute item for 42-in Rail Height Horizontal and Stair installations |
| Accessories | Accessory | WTHZACCYKIT | Mounting Hardware for Cut Rails – Horizontal – Classic White | Additional hardware for cut railing sections |
| | Accessory | WTSTACCYKIT | Mounting Hardware for Cut Rails – Stair – Classic White | Additional hardware for cut railing sections |
| | Accessory | WT22HGASK | 22.5 Degree Gasket Pack – Classic White | Gaskets for 22.5 degree angles |
| | Accessory | WT45RSBADAPK | 45 Degree Birdsmouth Gasket Pack (4x4 Post Sleeve) – Classic White | Gaskets and hardware for 45 degree angles |
| | Accessory | ALPOSTMOUNT36 | 36-in Aluminum IRC – Compliant Surface Mount Post | |
| | Accessory | ALPOSTHWDECK | Surface Mount Post Mounting Hardware | |



IM-2

Transcend Tropicals Decking: Island Mist
Transcend Railing: Classic White composite posts, rails and square balusters

| | Railing Style Step | Trex Item # | Description | 1 required per section (unless otherwise noted) |
|-----------------------------------|---------------------|---------------|--|--|
| 6-ft x 36-in Horizontal Rail | Step 1 | WT040439APS | 4.45-in x 4.45-in x 40-in Post Sleeve – Classic White (Fits over a 4x4 pressure treated post) | |
| | Step 2A | PWTSQCAP4X4 | 4.55-in x 4.55-in Post Sleeve Flat Cap – Classic White | 1 required per post |
| | Step 2B | PWTSKIRT4X4 | 4.55-in x 4.55-in Post Sleeve Skirt – Classic White | 1 required per post |
| | Steps 3, 4 & 5 | WT0636HRK | 67.5-in x 36-in Transcend Rail kit w. Square Balusters – Horizontal – Classic White | |
| 6-ft x 36-in Stair Rail | Step 1 | WT0404108APS | 4.45-in x 4.45-in x 108-in Post Sleeve – Classic White (Fits over a 4x4 pressure treated post) | 1 required for every 2 posts |
| | Step 2A | PWTSQCAP4X4 | 4.55-in x 4.55-in Post Sleeve Flat Cap – Classic White | 1 required per post |
| | Step 2B | PWTSKIRT4X4 | 4.55-in x 4.55-in Post Sleeve Skirt – Classic White | 1 required per post |
| | Steps 3, 4 & 5 | WT0636SRK | 67.5-in x 36-in Transcend Rail kit w. Square Balusters – Stair – Classic White | |
| 8-ft x 36-in Horizontal Rail | Step 1 | WT040439APS | 4.45-in x 4.45-in x 40-in Post Sleeve – Classic White (Fits over a 4x4 pressure treated post) | |
| | Step 2A | PWTSQCAP4X4 | 4.55-in x 4.55-in Post Sleeve Flat Cap – Classic White | 1 required per post |
| | Step 2B | PWTSKIRT4X4 | 4.55-in x 4.55-in Post Sleeve Skirt – Classic White | 1 required per post |
| | Steps 3, 4 & 5 | WT0836HRK | 91.5-in x 36-in Transcend Rail kit w. Square Balusters – Horizontal – Classic White | |
| 8-ft x 36-in Stair Rail | Step 1 | WT0404108APS | 4.45-in x 4.45-in x 108-in Post Sleeve – Classic White (Fits over a 4x4 pressure treated post) | 1 required for every 2 posts |
| | Step 2A | PWTSQCAP4X4 | 4.55-in x 4.55-in Post Sleeve Flat Cap – Classic White | 1 required per post |
| | Step 2B | PWTSKIRT4X4 | 4.55-in x 4.55-in Post Sleeve Skirt – Classic White | 1 required per post |
| | Steps 3, 4 & 5 | WT0836SRK | 91.5-in x 36-in Transcend Rail kit w. Square Balusters – Stair – Classic White | |
| Accessories for 42-in Rail Height | Step 1 | WT0404108APS | 4.45-in x 4.45-in x 108-in Post Sleeve – Classic White (Fits over a 4x4 pressure treated post) | Substitute item for 42-in Rail Height Horizontal and Stair installations; 1 required for every 2 posts |
| | Steps 3, 4 & 5 6-ft | WT0642HRK | 67.5-in x 42-in Transcend Rail kit w. Square Balusters – Horizontal – Classic White | Substitute item for 42-in Rail Height Horizontal installations |
| | Steps 3, 4 & 5 8-ft | WT0842HRK | 91.5-in x 42-in Transcend Rail kit w. Square Balusters – Horizontal – Classic White | Substitute item for 42-in Rail Height Horizontal installations |
| | Steps 3, 4 & 5 8-ft | WT0842SRK | 91.5-in x 42-in Transcend Rail kit w. Square Balusters – Stair – Classic White | Substitute item for 42-in Rail Height Stair installations |
| Accessories | Accessory | WTHZACCYKIT | Mounting Hardware for Cut Rails – Horizontal – Classic White | Additional hardware for cut railing sections |
| | Accessory | WTSTACCYKIT | Mounting Hardware for Cut Rails – Stair – Classic White | Additional hardware for cut railing sections |
| | Accessory | WT22HGASK | 22.5 Degree Gasket Pack – Classic White | Gaskets for 22.5 degree angles |
| | Accessory | WT45RSBADAPK | 45 Degree Birdsmouth Gasket Pack (4x4 Post Sleeve) – Classic White | Gaskets and hardware for 45 degree angles |
| | Accessory | ALPOSTMOUNT36 | 36-in Aluminum IRC – Compliant Surface Mount Post | |
| | Accessory | ALPOSTHWDECK | Surface Mount Post Mounting Hardware | |



IM-3

Transcend Tropicals Decking: Island Mist
Signature Railing: Charcoal Black aluminum posts, rails and square balusters

| | Railing Style Step | Trex Item # | Description | 1 required per section (unless otherwise noted) |
|-----------------------------------|---------------------|----------------|---|--|
| 6-ft x 36-in Horizontal Rail | Step 1/2 | BKAL252537RCAP | 2.5-in x 2.5-in x 37-in Signature Post w. Cap & Skirt – Horizontal – Charcoal Black | |
| | Steps 3, 4 & 5 | BKAS0636HRK | 72-in x 36-in Signature Rail Kit w. Square Balusters – Horizontal – Charcoal Black | |
| 6-ft x 36-in Stair Rail | Step 1/2 | BKAL252553RCAP | 2.5-in x 2.5-in x 53-in Signature Post w. Cap & Skirt – Stair – Charcoal Black | |
| | Steps 3, 4 & 5 | BKAS0636SRK | 72-in x 36-in Signature Rail Kit w. Square Balusters – Stair – Charcoal Black | |
| 8-ft x 36-in Horizontal Rail | Step 1/2 | BKAL252537RCAP | 2.5-in x 2.5-in x 37-in Signature Post w. Cap & Skirt – Horizontal – Charcoal Black | |
| | Steps 3, 4 & 5 | BKAS0836HRK | 96-in x 36-in Signature Rail Kit w. Square Balusters – Horizontal – Charcoal Black | |
| 8-ft x 36-in Stair Rail | Step 1/2 | BKAL252553RCAP | 2.5-in x 2.5-in x 53-in Signature Post w. Cap & Skirt – Stair – Charcoal Black | |
| | Steps 3, 4 & 5 | BKAS0836SRK | 96-in x 36-in Signature Rail Kit w. Square Balusters – Stair – Charcoal Black | |
| Accessories for 42-in Rail Height | Step 1/2 | BKAL252543RCAP | 2.5-in x 2.5-in x 43-in Signature Post w. Cap & Skirt – Horizontal – Charcoal Black | Substitute item for 42-in Rail Height Horizontal installations |
| | Step 1/2 | BKAL252542RCCP | 2.5-in x 2.5-in x 42-in Signature Crossover Post – Charcoal Black | Substitute item for 42-in Rail Height Horizontal installations (Crossover style) |
| | Steps 3, 4 & 5 6-ft | BKAS0642HRK | 72-in x 42-in Signature Rail Kit w. Square Balusters – Horizontal – Charcoal Black | Substitute item for 42-in Rail Height Horizontal installations |
| | Steps 3, 4 & 5 6-ft | BKAS0642SRK | 72-in x 42-in Signature Rail Kit w. Square Balusters – Stair – Charcoal Black | Substitute item for 42-in Rail Height Stair installations |
| | Steps 3, 4 & 5 8-ft | BKAS0842HRK | 96-in x 42-in Signature Rail Kit w. Square Balusters – Horizontal – Charcoal Black | Substitute item for 42-in Rail Height Horizontal installations |
| | Steps 3, 4 & 5 8-ft | BKAS0842SRK | 96-in x 42-in Signature Rail Kit w. Square Balusters – Stair – Charcoal Black | Substitute item for 42-in Rail Height Stair installations |
| Accessories | Accessory | ALPOSTHWDECK | Aluminum Plate and Hardware (For use with 2.5-in Aluminum Post and 2.5-in Aluminum Crossover Post only) | 1 required per post |
| | Accessory | BKFHBKTALPNL | Signature Tableless Fixed Bracket – Horizontal (4/pack) – Charcoal Black | Additional hardware for cut railing sections |
| | Accessory | BKFSBKAL | Signature Cut Kit – Fixed Bracket – Stair (4/pack) – Charcoal Black | Additional hardware for cut railing sections |
| | Accessory | BKSWHBKTAL | Signature Swivel Bracket – Horizontal (2/pack) – Charcoal Black | Additional hardware for cut angled railing sections |
| | Accessory | BKSWSBKAL | Signature Swivel Bracket – Stair (2/pack) – Charcoal Black | Additional hardware for cut angled railing sections |
| | Accessory | BK25RCSWSCBKAL | Signature 2.5-in Swivel Crossover Bracket – Stair (1/pack) – Charcoal Black | |
| | Accessory | BKAL252536RCCP | 2.5-in x 2.5-in x 36-in Signature Crossover Post – Charcoal Black | |

TIKI TORCH

Trex Transcend® Tropicals



1 CHOOSE A BOARD PROFILE



Grooved edge

For use with our **hidden fasteners** to create a smooth, screw-free deck surface. See page 104.



RECOMMENDED



Square edge

Best for borders, stair risers and cocktail rail applications.

TIKI TORCH DECK BOARD PROFILES

| | Dimensions | Item # (by the piece) | Description |
|-----------------------------------|--------------|-----------------------|--|
| 1-in x 6-in Decking, Square Edge | 1 x 6 x 12' | TT010612TS01 | .94-in x 5.5-in x 12-ft Square Transcend Tiki Torch |
| | 1 x 6 x 16' | TT010616TS01 | .94-in x 5.5-in x 16-ft Square Transcend Tiki Torch |
| | 1 x 6 x 20' | TT010620TS01 | .94-in x 5.5-in x 20-ft Square Transcend Tiki Torch |
| 1-in x 6-in Decking, Grooved Edge | 1 x 6 x 12' | TT010612TG01 | .94-in x 5.5-in x 12-ft Grooved Transcend Tiki Torch |
| | 1 x 6 x 16' | TT010616TG01 | .94-in x 5.5-in x 16-ft Grooved Transcend Tiki Torch |
| | 1 x 6 x 20' | TT010620TG01 | .94-in x 5.5-in x 20-ft Grooved Transcend Tiki Torch |
| Fascia | 1 x 8 x 12' | TT010812TS01 | .56-in x 7.25-in x 12-ft Transcend Fascia Tiki Torch |
| | 1 x 12 x 12' | TT011212TS01 | .56-in x 11.375-in x 12-ft Transcend Fascia Tiki Torch |

2 SELECT A RAILING LOOK



TT-1



TT-2



TT-3



TT-1

Transcend Tropicals Decking: Tiki Torch
Transcend Railing: Charcoal Black composite posts and rails with Tiki Torch cocktail rail and round aluminum balusters in Charcoal Black

| | Railing Style Step | Trex Item # | Description | 1 required per section (unless otherwise noted) |
|-----------------------------------|--------------------|---------------------|---|--|
| 6-ft x 36-in Horizontal Rail | Step 1 | BK040439APS | 4.45-in x 4.45-in x 40-in Post Sleeve – Charcoal Black (Fits over a 4x4 pressure treated post) | |
| | Step 2B | PBKSIRT4X4 | 4.55-in x 4.55-in Post Sleeve Skirt – Charcoal Black | 1 required per post |
| | Step 3A | BKUNIVTBR06 | 67.5-in Universal Top or Bottom Rail – Charcoal Black | |
| | Step 3A | Cocktail Rail Board | .94-in x 5.5-in x 12-ft Square Transcend Tiki Torch | Deck board used on top of universal rail |
| | Step 3B | BKUNIVTBR06 | 67.5-in Universal Top or Bottom Rail – Charcoal Black | |
| | Step 4 | BKTA30RBK | 30.25-in Round Aluminum Baluster Kit (20/box) – Charcoal Black | 15 balusters required per section |
| | Step 5 | BKRDHIK06 | 67.5-in Accessory Infill Kit for Round Aluminum Balusters – Horizontal – Charcoal Black | Includes assembly hardware |
| 6-ft x 36-in Stair Rail | Step 1 | BK0404108APS | 4.45-in x 4.45-in x 108-in Post Sleeve – Charcoal Black (Fits over a 4x4 pressure treated post) | 1 required for every 2 posts |
| | Step 2B | PBKSIRT4X4 | 4.55-in x 4.55-in Post Sleeve Skirt – Charcoal Black | 1 required per post |
| | Step 3A | BKUNIVTBR06 | 67.5-in Universal Top or Bottom Rail – Charcoal Black | |
| | Step 3A | Cocktail Rail Board | .94-in x 5.5-in x 12-ft Square Transcend Tiki Torch | Deck board used on top of universal rail |
| | Step 3B | BKUNIVTBR06 | 67.5-in Universal Top or Bottom Rail – Charcoal Black | |
| | Step 4 | BKTA30RBK | 30.25-in Round Aluminum Baluster Kit (20/box) – Charcoal Black | 12 balusters required per section |
| | Step 5 | BKRDSIK06 | 67.5-in Accessory Infill Kit for Round Aluminum Balusters – Stair – Charcoal Black | Includes assembly hardware |
| 8-ft x 36-in Horizontal Rail | Step 1 | BK040439APS | 4.45-in x 4.45-in x 40-in Post Sleeve – Charcoal Black (Fits over a 4x4 pressure treated post) | |
| | Step 2B | PBKSIRT4X4 | 4.55-in x 4.55-in Post Sleeve Skirt – Charcoal Black | 1 required per post |
| | Step 3A | BKUNIVTBR08 | 91.5-in Universal Top or Bottom Rail – Charcoal Black | |
| | Step 3A | Cocktail Rail Board | .94-in x 5.5-in x 16-ft Square Transcend Tiki Torch | Deck board used on top of universal rail |
| | Step 3B | BKUNIVTBR08 | 91.5-in Universal Top or Bottom Rail – Charcoal Black | |
| | Step 4 | BKTA30RBK | 30.25-in Round Aluminum Baluster Kit (20/box) – Charcoal Black | 20 balusters required per section |
| | Step 5 | BKRDHIK08 | 91.5-in Accessory Infill Kit for Round Aluminum Balusters – Horizontal – Charcoal Black | Includes assembly hardware |
| 8-ft x 36-in Stair Rail | Step 1 | BK0404108APS | 4.45-in x 4.45-in x 108-in Post Sleeve – Charcoal Black (Fits over a 4x4 pressure treated post) | 1 required for every 2 posts |
| | Step 2B | PBKSIRT4X4 | 4.55-in x 4.55-in Post Sleeve Skirt – Charcoal Black | 1 required per post |
| | Step 3A | BKUNIVTBR08 | 91.5-in Universal Top or Bottom Rail – Charcoal Black | |
| | Step 3A | Cocktail Rail Board | .94-in x 5.5-in x 16-ft Square Transcend Tiki Torch | Deck board used on top of universal rail |
| | Step 3B | BKUNIVTBR08 | 91.5-in Universal Top or Bottom Rail – Charcoal Black | |
| | Step 4 | BKTA30RBK | 30.25-in Round Aluminum Baluster Kit (20/box) – Charcoal Black | 16 balusters required per section |
| | Step 5 | BKRDSIK08 | 91.5-in Accessory Infill Kit for Round Aluminum Balusters – Stair – Charcoal Black | Includes assembly hardware |
| Accessories for 42-in Rail Height | Step 1 | BK0404108APS | 4.45-in x 4.45-in x 108-in Post Sleeve – Charcoal Black (Fits over a 4x4 pressure treated post) | Substitute item for 42-in Rail Height Horizontal and Stair installations; 1 required for every 2 posts |
| | Step 4 | BKTA36RBK | 36.25-in Round Aluminum Baluster Kit (20/box) – Charcoal Black | Substitute item for 42-in Rail Height Horizontal and Stair installations |



TT-2

Transcend Tropicals Decking: Tiki Torch
Transcend Railing: Classic White composite posts, rails and square balusters

| | Railing Style Step | Trex Item # | Description | 1 required per section (unless otherwise noted) |
|--|---------------------|---------------|--|--|
| 6-ft x 36-in Horizontal | Step 1 | WT040439APS | 4.45-in x 4.45-in x 40-in Post Sleeve – Classic White (Fits over a 4x4 pressure treated post) | |
| | Step 2A | PWTSQCAP4X4 | 4.55-in x 4.55-in Post Sleeve Flat Cap – Classic White | 1 required per post |
| | Step 2B | PWTSKIRT4X4 | 4.55-in x 4.55-in Post Sleeve Skirt – Classic White | 1 required per post |
| | Steps 3, 4 & 5 | WT0636HRK | 67.5-in x 36-in Transcend Rail Kit w. Square Balusters – Horizontal – Classic White | |
| 6-ft x 36-in Stair Rail | Step 1 | WT0404108APS | 4.45-in x 4.45-in x 108-in Post Sleeve – Classic White (Fits over a 4x4 pressure treated post) | 1 required for every 2 posts |
| | Step 2A | PWTSQCAP4X4 | 4.55-in x 4.55-in Post Sleeve Flat Cap – Classic White | 1 required per post |
| | Step 2B | PWTSKIRT4X4 | 4.55-in x 4.55-in Post Sleeve Skirt – Classic White | 1 required per post |
| | Steps 3, 4 & 5 | WT0636SRK | 67.5-in x 36-in Transcend Rail Kit w. Square Balusters – Stair – Classic White | |
| 8-ft x 36-in Horizontal Rail | Step 1 | WT040439APS | 4.45-in x 4.45-in x 40-in Post Sleeve – Classic White (Fits over a 4x4 pressure treated post) | |
| | Step 2A | PWTSQCAP4X4 | 4.55-in x 4.55-in Post Sleeve Flat Cap – Classic White | 1 required per post |
| | Step 2B | PWTSKIRT4X4 | 4.55-in x 4.55-in Post Sleeve Skirt – Classic White | 1 required per post |
| | Steps 3, 4 & 5 | WT0836HRK | 91.5-in x 36-in Transcend Rail Kit w. Square Balusters – Horizontal – Classic White | |
| 8-ft x 36-in Stair Rail | Step 1 | WT0404108APS | 4.45-in x 4.45-in x 108-in Post Sleeve – Classic White (Fits over a 4x4 pressure treated post) | 1 required for every 2 posts |
| | Step 2A | PWTSQCAP4X4 | 4.55-in x 4.55-in Post Sleeve Flat Cap – Classic White | 1 required per post |
| | Step 2B | PWTSKIRT4X4 | 4.55-in x 4.55-in Post Sleeve Skirt – Classic White | 1 required per post |
| | Steps 3, 4 & 5 | WT0836SRK | 91.5-in x 36-in Transcend Rail Kit w. Square Balusters – Stair – Classic White | |
| Accessories for 42-in Rail Height | Step 1 | WT0404108APS | 4.45-in x 4.45-in x 108-in Post Sleeve – Classic White (Fits over a 4x4 pressure treated post) | Substitute item for 42-in Rail Height Horizontal and Stair installations; 1 required for every 2 posts |
| | Steps 3, 4 & 5 6-ft | WT0642HRK | 67.5-in x 42-in Transcend Rail Kit w. Square Balusters – Horizontal – Classic White | Substitute item for 42-in Rail Height Horizontal installations |
| | Steps 3, 4 & 5 8-ft | WT0842HRK | 91.5-in x 42-in Transcend Rail Kit w. Square Balusters – Horizontal – Classic White | Substitute item for 42-in Rail Height Horizontal installations |
| | Steps 3, 4 & 5 8-ft | WT0842SRK | 91.5-in x 42-in Transcend Rail Kit w. Square Balusters – Stair – Classic White | Substitute item for 42-in Rail Height Stair installations |
| Accessories | Accessory | WTHZACCYKIT | Mounting Hardware for Cut Rails – Horizontal – Classic White | Additional hardware for cut railing sections |
| | Accessory | WTSTACCYKIT | Mounting Hardware for Cut Rails – Stair – Classic White | Additional hardware for cut railing sections |
| | Accessory | WT22HGASK | 22.5 Degree Gasket Pack – Classic White | Gaskets for 22.5 degree angles |
| | Accessory | WT45RSBADAPK | 45 Degree Birdsmouth Gasket Pack (4x4 Post Sleeve) – Classic White | Gaskets and hardware for 45 degree angles |
| | Accessory | ALPOSTMOUNT36 | 36-in Aluminum IRC – Compliant Surface Mount Post | |
| | Accessory | ALPOSTHWDECK | Surface Mount Post Mounting Hardware | |



TT-3

Transcend Tropicals Decking: Tiki Torch
Signature Railing: Classic White composite posts with Bronze aluminum rails and square balusters

| | Railing Style Step | Trex Item # | Description | 1 required per section (unless otherwise noted) |
|-----------------------------------|---------------------|---------------|--|--|
| 6-ft x 36-in Horizontal Rail | Step 1 | WT040439APS | 4.45-in x 4.45-in x 40-in Post Sleeve – Classic White (Fits over a 4x4 pressure treated post) | |
| | Step 2A | PWTSQCAP4X4 | 4.55-in x 4.55-in Post Sleeve Flat Cap – Classic White | 1 required per post |
| | Step 2B | PWTSKIRT4X4 | 4.55-in x 4.55-in Post Sleeve Skirt – Classic White | 1 required per post |
| | Steps 3, 4 & 5 | BZAS0636HRK | 72-in x 36-in Signature Rail Kit w. Square Balusters – Horizontal – Bronze | |
| 6-ft x 36-in Stair Rail | Step 1 | WT0404108APS | 4.45-in x 4.45-in x 108-in Post Sleeve – Classic White (Fits over a 4x4 pressure treated post) | 1 required for every 2 posts |
| | Step 2A | PWTSQCAP4X4 | 4.55-in x 4.55-in Post Sleeve Flat Cap – Classic White | 1 required per post |
| | Step 2B | PWTSKIRT4X4 | 4.55-in x 4.55-in Post Sleeve Skirt – Classic White | 1 required per post |
| | Steps 3, 4 & 5 | BZAS0636SRK | 72-in x 36-in Signature Rail Kit w. Square Balusters – Stair – Bronze | |
| 8-ft x 36-in Horizontal Rail | Step 1 | WT040439APS | 4.45-in x 4.45-in x 40-in Post Sleeve – Classic White (Fits over a 4x4 pressure treated post) | |
| | Step 2A | PWTSQCAP4X4 | 4.55-in x 4.55-in Post Sleeve Flat Cap – Classic White | 1 required per post |
| | Step 2B | PWTSKIRT4X4 | 4.55-in x 4.55-in Post Sleeve Skirt – Classic White | 1 required per post |
| | Steps 3, 4 & 5 | BZAS0836HRK | 96-in x 36-in Signature Rail Kit w. Square Balusters – Horizontal – Bronze | |
| 8-ft x 36-in Stair Rail | Step 1 | WT0404108APS | 4.45-in x 4.45-in x 108-in Post Sleeve – Classic White (Fits over a 4x4 pressure treated post) | 1 required for every 2 posts |
| | Step 2A | PWTSQCAP4X4 | 4.55-in x 4.55-in Post Sleeve Flat Cap – Classic White | 1 required per post |
| | Step 2B | PWTSKIRT4X4 | 4.55-in x 4.55-in Post Sleeve Skirt – Classic White | 1 required per post |
| | Steps 3, 4 & 5 | BZAS0836SRK | 96-in x 36-in Signature Rail Kit w. Square Balusters – Stair – Bronze | |
| Accessories for 42-in Rail Height | Step 1 | WT0404108APS | 4.45-in x 4.45-in x 108-in Post Sleeve – Classic White (Fits over a 4x4 pressure treated post) | Substitute item for 42-in Rail Height Horizontal and Stair installations; 1 required for every 2 posts |
| | Steps 3, 4 & 5 6-ft | BZAS0642HRK | 72-in x 42-in Signature Rail Kit w. Square Balusters – Horizontal – Bronze | Substitute item for 42-in Rail Height Horizontal installations |
| | Steps 3, 4 & 5 6-ft | BZAS0642SRK | 72-in x 42-in Signature Rail Kit w. Square Balusters – Stair – Bronze | Substitute item for 42-in Rail Height Stair installations |
| | Steps 3, 4 & 5 8-ft | BZAS0842HRK | 96-in x 42-in Signature Rail Kit w. Square Balusters – Horizontal – Bronze | Substitute item for 42-in Rail Height Horizontal installations |
| | Steps 3, 4 & 5 8-ft | BZAS0842SRK | 96-in x 42-in Signature Rail Kit w. Square Balusters – Stair – Bronze | Substitute item for 42-in Rail Height Stair installations |
| Accessories | Accessory | BZFHBTALPNL | Signature Tableless Fixed Bracket – Horizontal (4/pack) – Bronze | Additional hardware for cut railing sections |
| | Accessory | BZFSBK TAL | Signature Cut Kit – Fixed Bracket – Stair (4/pack) – Bronze | Additional hardware for cut railing sections |
| | Accessory | BZSWHBK TAL | Signature Swivel Bracket – Horizontal (2/pack) – Bronze | Additional hardware for cut angled railing sections |
| | Accessory | BKSWSBK TAL | Signature Swivel Bracket – Stair (2/pack) – Bronze | Additional hardware for cut angled railing sections |
| | Accessory | BKCPDSWBK TAL | Signature Compound Swivel Bracket (2/pack) – Top & Bottom – Bronze | |

HAVANA GOLD

Trex Transcend® Tropicals



1 CHOOSE A BOARD PROFILE




Grooved edge



For use with our **hidden fasteners** to create a smooth, screw-free deck surface. See page 104.

RECOMMENDED




Square edge

Best for borders, stair risers and cocktail rail applications.

HAVANA GOLD DECK BOARD PROFILES

| | Dimensions | Item # (by the piece) | Description |
|-----------------------------------|--------------|-----------------------|---|
| 1-in x 6-in Decking, Square Edge | 1 x 6 x 12' | HG010612TS01 | .94-in x 5.5-in x 12-ft Square Transcend Havana Gold |
| | 1 x 6 x 16' | HG010616TS01 | .94-in x 5.5-in x 16-ft Square Transcend Havana Gold |
| | 1 x 6 x 20' | HG010620TS01 | .94-in x 5.5-in x 20-ft Square Transcend Havana Gold |
| 1-in x 6-in Decking, Grooved Edge | 1 x 6 x 12' | HG010612TG01 | .94-in x 5.5-in x 12-ft Grooved Transcend Havana Gold |
| | 1 x 6 x 16' | HG010616TG01 | .94-in x 5.5-in x 16-ft Grooved Transcend Havana Gold |
| | 1 x 6 x 20' | HG010620TG01 | .94-in x 5.5-in x 20-ft Grooved Transcend Havana Gold |
| Fascia | 1 x 8 x 12' | HG010812TS01 | .56-in x 7.25-in x 12-ft Transcend Fascia Havana Gold |
| | 1 x 12 x 12' | HG011212TS01 | .56-in x 11.375-in x 12-ft Transcend Fascia Havana Gold |

2 SELECT A RAILING LOOK



HG-1



HG-2



HG-3



HG-1

Transcend Tropicals Decking: Havana Gold
Transcend Railing: Charcoal Black composite posts, rails and square balusters with Havana Gold cocktail rail

| | Railing Style Step | Trex Item # | Description | 1 required per section (unless otherwise noted) |
|-----------------------------------|--------------------|---------------------|--|--|
| 6-ft x 36-in Horizontal Rail | Step 1 | BK040439APS | 4.45-in x 4.45-in x 40-in Post Sleeve – Charcoal Black (Fits over a 4x4 pressure treated post) | |
| | Step 2B | PBKSKIRT4X4 | 4.55-in x 4.55-in Post Sleeve Skirt – Charcoal Black | 1 required per post |
| | Step 3A | BKUNIVTBR06 | 67.5-in Universal Top or Bottom Rail – Charcoal Black | |
| | Step 3A | Cocktail Rail Board | .94-in x 5.5-in x 12-ft Square Transcend Havana Gold | Deck board used on top of universal rail |
| | Step 3B | BKUNIVTBR06 | 67.5-in Universal Top or Bottom Rail – Charcoal Black | |
| | Step 4 | BK020230SBK | 30.375-in Square Baluster Kit (16/box) – Charcoal Black | 13 balusters required per section |
| | Step 5 | BKSQHIK06 | 67.5-in Accessory Infill Kit for Square Balusters – Horizontal – Charcoal Black | Includes assembly hardware |
| 6-ft x 36-in Stair Rail | Step 1 | BK0404108APS | 4.45-in x 4.45-in x 108-in Post Sleeve – Charcoal Black (Fits over a 4x4 pressure treated post) | 1 required for every 2 posts |
| | Step 2B | PBKSKIRT4X4 | 4.55-in x 4.55-in Post Sleeve Skirt – Charcoal Black | 1 required per post |
| | Step 3A | BKUNIVTBR06 | 67.5-in Universal Top or Bottom Rail – Charcoal Black | |
| | Step 3A | Cocktail Rail Board | .94-in x 5.5-in x 12-ft Square Transcend Havana Gold | Deck board used on top of universal rail |
| | Step 3B | BKUNIVTBR06 | 67.5-in Universal Top or Bottom Rail – Charcoal Black | |
| | Step 4 | BK020230SBK | 30.375-in Square Baluster Kit (16/box) – Charcoal Black | 11 balusters required per section |
| | Step 5 | BKSQSIK06 | 67.5-in Accessory Infill Kit for Square Balusters – Stair – Charcoal Black | Includes assembly hardware |
| 8-ft x 36-in Horizontal Rail | Step 1 | BK040439APS | 4.45-in x 4.45-in x 40-in Post Sleeve – Charcoal Black (Fits over a 4x4 pressure treated post) | |
| | Step 2B | PBKSKIRT4X4 | 4.55-in x 4.55-in Post Sleeve Skirt – Charcoal Black | 1 required per post |
| | Step 3A | BKUNIVTBR08 | 91.5-in Universal Top or Bottom Rail – Charcoal Black | |
| | Step 3A | Cocktail Rail Board | .94-in x 5.5-in x 16-ft Square Transcend Havana Gold | Deck board used on top of universal rail |
| | Step 3B | BKUNIVTBR08 | 91.5-in Universal Top or Bottom Rail – Charcoal Black | |
| | Step 4 | BK020230SBK | 30.375-in Square Baluster Kit (16/box) – Charcoal Black | 18 balusters required per section |
| | Step 5 | BKSQHIK08 | 91.5-in Accessory Infill Kit for Square Balusters – Horizontal – Charcoal Black | Includes assembly hardware |
| 8-ft x 36-in Stair Rail | Step 1 | BK0404108APS | 4.45-in x 4.45-in x 108-in Post Sleeve – Charcoal Black (Fits over a 4x4 pressure treated post) | 1 required for every 2 posts |
| | Step 2B | PBKSKIRT4X4 | 4.55-in x 4.55-in Post Sleeve Skirt – Charcoal Black | 1 required per post |
| | Step 3A | BKUNIVTBR08 | 91.5-in Universal Top or Bottom Rail – Charcoal Black | |
| | Step 3A | Cocktail Rail Board | .94-in x 5.5-in x 16-ft Square Transcend Havana Gold | Deck board used on top of universal rail |
| | Step 3B | BKUNIVTBR08 | 91.5-in Universal Top or Bottom Rail – Charcoal Black | |
| | Step 4 | BK020230SBK | 30.375-in Square Baluster Kit (16/box) – Charcoal Black | 15 balusters required per section |
| | Step 5 | BKSQSIK08 | 91.5-in Accessory Infill Kit for Square Balusters – Stair – Charcoal Black | Includes assembly hardware |
| Accessories for 42-in Rail Height | Step 1 | BK0404108APS | 4.45-in x 4.45-in x 108-in Post Sleeve – Charcoal Black (Fits over a 4x4 pressure treated post) | Substitute item for 42-in Rail Height Horizontal and Stair installations; 1 required for every 2 posts |
| | Step 4 | BK020236SBK | 36.375-in Square Baluster Kit (16/box) – Charcoal Black (108-in Post Sleeve required for assembly) | Substitute item for 42-in Rail Height Horizontal and Stair installations |
| Accessories | Accessory | BKHZACCYKIT | Mounting Hardware for Cut Rails – Horizontal – Charcoal Black | Additional hardware for cut railing sections |
| | Accessory | BKSTACCYKIT | Mounting Hardware for Cut Rails – Stair – Charcoal Black | Additional hardware for cut railing sections |
| | Accessory | BK22HGASK | 22.5 Degree Gasket Pack – Charcoal Black | Gaskets for 22.5 degree angles |
| | Accessory | BK45RSBADAPK | 45 Degree Birdsmouth Gasket Pack (4x4 Post Sleeve) – Charcoal Black | Gaskets and hardware for 45 degree angles |



HG-2

Transcend Tropicals Decking: Havana Gold

Signature Railing: Charcoal Black composite posts with Charcoal Black aluminum rails and square balusters

| | Railing Style Step | Trex Item # | Description | 1 required per section (unless otherwise noted) |
|-----------------------------------|---------------------|---------------|---|--|
| 6-ft x 36-in Horizontal Rail | Step 1 | BK040439APS | 4.45-in x 4.45-in x 40-in Post Sleeve – Charcoal Black (Fits over a 4x4 pressure treated post) | |
| | Step 2A | PBKSQCAP4X4 | 4.55-in x 4.55-in Post Sleeve Flat Cap – Charcoal Black | 1 required per post |
| | Step 2B | PBKSKIRT4X4 | 4.55-in x 4.55-in Post Sleeve Skirt – Charcoal Black | 1 required per post |
| | Steps 3, 4 & 5 | BKAS0636HRK | 72-in x 36-in Signature Rail Kit w. Square Balusters – Horizontal – Charcoal Black | |
| 6-ft x 36-in Stair Rail | Step 1 | BK0404108APS | 4.45-in x 4.45-in x 108-in Post Sleeve – Charcoal Black (Fits over a 4x4 pressure treated post) | 1 required for every 2 posts |
| | Step 2A | PBKSQCAP4X4 | 4.55-in x 4.55-in Post Sleeve Flat Cap – Charcoal Black | 1 required per post |
| | Step 2B | PBKSKIRT4X4 | 4.55-in x 4.55-in Post Sleeve Skirt – Charcoal Black | 1 required per post |
| | Steps 3, 4 & 5 | BKAS0636SRK | 72-in x 36-in Signature Rail Kit w. Square Balusters – Stair – Charcoal Black | |
| 8-ft x 36-in Horizontal Rail | Step 1 | BK040439APS | 4.45-in x 4.45-in x 40-in Post Sleeve – Charcoal Black (Fits over a 4x4 pressure treated post) | 1 required for every 2 posts |
| | Step 2A | PBKSQCAP4X4 | 4.55-in x 4.55-in Post Sleeve Flat Cap – Charcoal Black | 1 required per post |
| | Step 2B | PBKSKIRT4X4 | 4.55-in x 4.55-in Post Sleeve Skirt – Charcoal Black | 1 required per post |
| | Steps 3, 4 & 5 | BKAS0836HRK | 96-in x 36-in Signature Rail Kit w. Square Balusters – Horizontal – Charcoal Black | |
| 8-ft x 36-in Stair Rail | Step 1 | BK0404108APS | 4.45-in x 4.45-in x 108-in Post Sleeve – Charcoal Black (Fits over a 4x4 pressure treated post) | 1 required for every 2 posts |
| | Step 2A | PBKSQCAP4X4 | 4.55-in x 4.55-in Post Sleeve Flat Cap – Charcoal Black | 1 required per post |
| | Step 2B | PBKSKIRT4X4 | 4.55-in x 4.55-in Post Sleeve Skirt – Charcoal Black | 1 required per post |
| | Steps 3, 4 & 5 | BKAS0836SRK | 96-in x 36-in Signature Rail Kit w. Square Balusters – Stair – Charcoal Black | |
| Accessories for 42-in Rail Height | Step 1 | BK0404108APS | 4.45-in x 4.45-in x 108-in Post Sleeve – Charcoal Black (Fits over a 4x4 pressure treated post) | Substitute item for 42-in Rail Height Horizontal and Stair installations; 1 required for every 2 posts |
| | Steps 3, 4 & 5 6-ft | BKAS0642HRK | 72-in x 42-in Signature Rail Kit w. Square Balusters – Horizontal – Charcoal Black | Substitute item for 42-in Rail Height Horizontal installations |
| | Steps 3, 4 & 5 6-ft | BKAS0642SRK | 72-in x 42-in Signature Rail Kit w. Square Balusters – Stair – Charcoal Black | Substitute item for 42-in Rail Height Stair installations |
| | Steps 3, 4 & 5 8-ft | BKAS0842HRK | 96-in x 42-in Signature Rail Kit w. Square Balusters – Horizontal – Charcoal Black | Substitute item for 42-in Rail Height Horizontal installations |
| | Steps 3, 4 & 5 8-ft | BKAS0842SRK | 96-in x 42-in Signature Rail Kit w. Square Balusters – Stair – Charcoal Black | Substitute item for 42-in Rail Height Stair installations |
| Accessories | Accessory | BKFSBK TAL | Signature Cut Kit – Fixed Bracket – Stair (4/pack) – Charcoal Black | Additional hardware for cut railing sections |
| | Accessory | BKSWHBK TAL | Signature Swivel Bracket – Horizontal (2/pack) – Charcoal Black | Additional hardware for cut angled railing sections |
| | Accessory | BKSWSBK TAL | Signature Swivel Bracket – Stair (2/pack) – Charcoal Black | Additional hardware for cut angled railing sections |
| | Accessory | BKCPDSWBK TAL | Signature Compound Swivel Bracket (2/pack) – Top & Bottom – Charcoal Black | |



HG-3

Transcend Tropicals Decking: Havana Gold
Transcend Railing: Classic White composite posts and Vintage Lantern rails with round aluminum balusters in Charcoal Black

| | Railing Style Step | Trex Item # | Description | 1 required per section (unless otherwise noted) |
|-----------------------------------|--------------------|---------------|--|--|
| 6-ft x 36-in Horizontal Rail | Step 1 | WT040439APS | 4.45-in x 4.45-in x 40-in Post Sleeve – Classic White (Fits over a 4x4 pressure treated post) | |
| | Step 2A | PWTSQCAP4X4 | 4.55-in x 4.55-in Post Sleeve Flat Cap – Classic White | 1 required per post |
| | Step 2B | PWTSKIRT4X4 | 4.55-in x 4.55-in Post Sleeve Skirt – Classic White | 1 required per post |
| | Step 3A | VLCROWNTR06 | 67.5-in Crown Top Rail – Vintage Lantern | |
| | Step 3B | VLUNIVTBR06 | 67.5-in Universal Top or Bottom Rail – Vintage Lantern | |
| | Step 4 | BKTA30RBK | 30.25-in Round Aluminum Baluster Kit (20/box) – Charcoal Black | 15 balusters required per section |
| | Step 5 | VLRDHIK06 | 67.5-in Accessory Infill Kit for Round Balusters – Horizontal – Vintage Lantern | |
| 6-ft x 36-in Stair Rail | Step 1 | WT0404108APS | 4.45-in x 4.45-in x 108-in Post Sleeve – Classic White (Fits over a 4x4 pressure treated post) | 1 required for every 2 posts |
| | Step 2A | PWTSQCAP4X4 | 4.55-in x 4.55-in Post Sleeve Flat Cap – Classic White | 1 required per post |
| | Step 2B | PWTSKIRT4X4 | 4.55-in x 4.55-in Post Sleeve Skirt – Classic White | 1 required per post |
| | Step 3A | VLCROWNTR06 | 67.5-in Crown Top Rail – Vintage Lantern | |
| | Step 3B | VLUNIVTBR06 | 67.5-in Universal Top or Bottom Rail – Vintage Lantern | |
| | Step 4 | BKTA30RBK | 30.25-in Round Aluminum Baluster Kit (20/box) – Charcoal Black | 12 balusters required per section |
| | Step 5 | VLRDSIK06 | 67.5-in Accessory Infill Kit for Round Balusters – Stair – Vintage Lantern | |
| 8-ft x 36-in Horizontal Rail | Step 1 | WT040439APS | 4.45-in x 4.45-in x 40-in Post Sleeve – Classic White (Fits over a 4x4 pressure treated post) | |
| | Step 2A | PWTSQCAP4X4 | 4.55-in x 4.55-in Post Sleeve Flat Cap – Classic White | 1 required per post |
| | Step 2B | PWTSKIRT4X4 | 4.55-in x 4.55-in Post Sleeve Skirt – Classic White | 1 required per post |
| | Step 3A | VLCROWNTR08 | 91.5-in Crown Top Rail – Vintage Lantern | |
| | Step 3B | VLUNIVTBR08 | 91.5-in Universal Top or Bottom Rail – Vintage Lantern | |
| | Step 4 | BKTA30RBK | 30.25-in Round Aluminum Baluster Kit (20/box) – Charcoal Black | 20 balusters required per section |
| | Step 5 | VLRDHIK08 | 91.5-in Accessory Infill Kit for Round Balusters – Horizontal – Vintage Lantern | |
| 8-ft x 36-in Stair Rail | Step 1 | WT0404108APS | 4.45-in x 4.45-in x 108-in Post Sleeve – Classic White (Fits over a 4x4 pressure treated post) | 1 required for every 2 posts |
| | Step 2A | PWTSQCAP4X4 | 4.55-in x 4.55-in Post Sleeve Flat Cap – Classic White | 1 required per post |
| | Step 2B | PWTSKIRT4X4 | 4.55-in x 4.55-in Post Sleeve Skirt – Classic White | 1 required per post |
| | Step 3A | VLCROWNTR08 | 91.5-in Crown Top Rail – Vintage Lantern | |
| | Step 3B | VLUNIVTBR08 | 91.5-in Universal Top or Bottom Rail – Vintage Lantern | |
| | Step 4 | BKTA30RBK | 30.25-in Round Aluminum Baluster Kit (20/box) – Charcoal Black | 16 balusters required per section |
| | Step 5 | VLRDSIK08 | 91.5-in Accessory Infill Kit for Round Balusters – Stair – Vintage Lantern | |
| Accessories for 42-in Rail Height | Step 1 | WT0404108APS | 4.45-in x 4.45-in x 108-in Post Sleeve – Classic White (Fits over a 4x4 pressure treated post) | Substitute item for 42-in Rail Height Horizontal and Stair installations; 1 required for every 2 posts |
| | Step 4 | BKTA36RBK | 36.25-in Round Aluminum Baluster Kit (20/box) – Charcoal Black | Substitute item for 42-in Rail Height Horizontal and Stair installations |
| Accessories | Accessory | VLHZACCYKIT | Mounting Hardware for Cut Rails – Horizontal – Vintage Lantern | Additional hardware for cut railing sections |
| | Accessory | VLSTACCYKIT | Mounting Hardware for Cut Rails – Stair – Vintage Lantern | Additional hardware for cut railing sections |
| | Accessory | VL22HGASK | 22.5 Degree Gasket Pack – Vintage Lantern | Gaskets for 22.5 degree angles |
| | Accessory | VL45RSBADAPK | 45 Degree Birdsmouth Gasket Pack (4x4 Post Sleeve) – Vintage Lantern | Gaskets and hardware for 45 degree angles |
| | Accessory | ALPOSTMOUNT36 | 36-in Aluminum IRC – Compliant Surface Mount Post | |
| | Accessory | ALPOSTHWDECK | Surface Mount Post Mounting Hardware | |

SPICED RUM

Trex Transcend® Tropicals



1 CHOOSE A BOARD PROFILE




Grooved edge

For use with our **hidden fasteners** to create a smooth, screw-free deck surface. See page 104.



RECOMMENDED



Square edge

Best for borders, stair risers and cocktail rail applications.

SPICED RUM DECK BOARD PROFILES

| | Dimensions | Item # (by the piece) | Description |
|-----------------------------------|--------------|-----------------------|--|
| 1-in x 6-in Decking, Square Edge | 1 x 6 x 12' | SR010612TS01 | .94-in x 5.5-in x 12-ft Square Transcend Spiced Rum |
| | 1 x 6 x 16' | SR010616TS01 | .94-in x 5.5-in x 16-ft Square Transcend Spiced Rum |
| | 1 x 6 x 20' | SR010620TS01 | .94-in x 5.5-in x 20-ft Square Transcend Spiced Rum |
| 1-in x 6-in Decking, Grooved Edge | 1 x 6 x 12' | SR010612TG01 | .94-in x 5.5-in x 12-ft Grooved Transcend Spiced Rum |
| | 1 x 6 x 16' | SR010616TG01 | .94-in x 5.5-in x 16-ft Grooved Transcend Spiced Rum |
| | 1 x 6 x 20' | SR010620TG01 | .94-in x 5.5-in x 20-ft Grooved Transcend Spiced Rum |
| Fascia | 1 x 8 x 12' | SR010812TS01 | .56-in x 7.25-in x 12-ft Transcend Fascia Spiced Rum |
| | 1 x 12 x 12' | SR011212TS01 | .56-in x 11.375-in x 12-ft Transcend Fascia Spiced Rum |

2 SELECT A RAILING LOOK



SR-1



SR-2



SR-3



SR-1

Transcend Tropicals Decking: Spiced Rum
Transcend Railing: Classic White composite posts, rails and square balusters with Spiced Rum cocktail rail

| | Railing Style Step | Trex Item # | Description | 1 required per section (unless otherwise noted) |
|-----------------------------------|--------------------|---------------------|---|--|
| 6-ft x 36-in Horizontal Rail | Step 1 | WT040439APS | 4.45-in x 4.45-in x 40-in Post Sleeve – Classic White (Fits over a 4x4 pressure treated post) | |
| | Step 2B | PWTSKIRT4X4 | 4.55-in x 4.55-in Post Sleeve Skirt – Classic White | 1 required per post |
| | Step 3A | WTUNIVTBR06 | 67.5-in Universal Top or Bottom Rail – Classic White | |
| | Step 3A | Cocktail Rail Board | .94-in x 5.5-in x 12-ft Square Transcend Spiced Rum | Deck board used on top of universal rail |
| | Step 3B | WTUNIVTBR06 | 67.5-in Universal Top or Bottom Rail – Classic White | |
| | Step 4 | WT020230SBK | 30.375-in Square Baluster Kit (16/box) – Classic White | 13 balusters required per section |
| | Step 5 | WTSQHIK06 | 67.5-in Accessory Infill Kit for Square Balusters – Horizontal – Classic White | Includes assembly hardware |
| 6-ft x 36-in Stair Rail | Step 1 | WT0404108APS | 4.45-in x 4.45-in x 108-in Post Sleeve – Classic White (Fits over a 4x4 pressure treated post) | 1 required for every 2 posts |
| | Step 2B | PWTSKIRT4X4 | 4.55-in x 4.55-in Post Sleeve Skirt – Classic White | 1 required per post |
| | Step 3A | WTUNIVTBR06 | 67.5-in Universal Top or Bottom Rail – Classic White | |
| | Step 3A | Cocktail Rail Board | .94-in x 5.5-in x 12-ft Square Transcend Spiced Rum | Deck board used on top of universal rail |
| | Step 3B | WTUNIVTBR06 | 67.5-in Universal Top or Bottom Rail – Classic White | |
| | Step 4 | WT020230SBK | 30.375-in Square Baluster Kit (16/box) – Classic White | 11 balusters required per section |
| | Step 5 | WTSQSIK06 | 67.5-in Accessory Infill Kit for Square Balusters – Stair – Classic White | Includes assembly hardware |
| 8-ft x 36-in Horizontal Rail | Step 1 | WT040439APS | 4.45-in x 4.45-in x 40-in Post Sleeve – Classic White (Fits over a 4x4 pressure treated post) | |
| | Step 2B | PWTSKIRT4X4 | 4.55-in x 4.55-in Post Sleeve Skirt – Classic White | 1 required per post |
| | Step 3A | WTUNIVTBR08 | 91.5-in Universal Top or Bottom Rail – Classic White | |
| | Step 3A | Cocktail Rail Board | .94-in x 5.5-in x 16-ft Square Transcend Spiced Rum | Deck board used on top of universal rail |
| | Step 3B | WTUNIVTBR08 | 91.5-in Universal Top or Bottom Rail – Classic White | |
| | Step 4 | WT020230SBK | 30.375-in Square Baluster Kit (16/box) – Classic White | 18 balusters required per section |
| | Step 5 | WTSQHIK08 | 91.5-in Accessory Infill Kit for Square Balusters – Horizontal – Classic White | Includes assembly hardware |
| 8-ft x 36-in Stair Rail | Step 1 | WT0404108APS | 4.45-in x 4.45-in x 108-in Post Sleeve – Classic White (Fits over a 4x4 pressure treated post) | 1 required for every 2 posts |
| | Step 2B | PWTSKIRT4X4 | 4.55-in x 4.55-in Post Sleeve Skirt – Classic White | 1 required per post |
| | Step 3A | WTUNIVTBR08 | 91.5-in Universal Top or Bottom Rail – Classic White | |
| | Step 3A | Cocktail Rail Board | .94-in x 5.5-in x 16-ft Square Transcend Spiced Rum | Deck board used on top of universal rail |
| | Step 3B | WTUNIVTBR08 | 91.5-in Universal Top or Bottom Rail – Classic White | |
| | Step 4 | WT020230SBK | 30.375-in Square Baluster Kit (16/box) – Classic White | 15 balusters required per section |
| | Step 5 | WTSQSIK08 | 91.5-in Accessory Infill Kit for Square Balusters – Stair – Classic White | Includes assembly hardware |
| Accessories for 42-in Rail Height | Step 1 | WT0404108APS | 4.45-in x 4.45-in x 108-in Post Sleeve – Classic White (Fits over a 4x4 pressure treated post) | Substitute item for 42-in Rail Height Horizontal and Stair installations; 1 required for every 2 posts |
| | Step 4 | WT020236SBK | 36.375-in Square Baluster Kit (16/box) – Classic White (108-in Post Sleeve required for assembly) | Substitute item for 42-in Rail Height Horizontal and Stair installations |



SR-2

Transcend Tropicals Decking: Spiced Rum

Signature Railing: Vintage Lantern composite posts with Charcoal Black aluminum rails and square balusters

| Railing Style | Step | Trex Item # | Description | 1 required per section (unless otherwise noted) |
|-----------------------------------|---------------------|--------------|--|--|
| 6-ft x 36-in Horizontal Rail | Step 1 | VL040439APS | 4.45-in x 4.45-in x 40-in Post Sleeve – Vintage Lantern (Fits over a 4x4 pressure treated post) | |
| | Step 2A | PVLSQCAP4X4 | 4.55-in x 4.55-in Post Sleeve Flat Cap – Vintage Lantern | 1 required per post |
| | Step 2B | PVLSKIRT4X4 | 4.55-in x 4.55-in Post Sleeve Skirt – Vintage Lantern | 1 required per post |
| | Steps 3, 4 & 5 | BKAS0636HRK | 72-in x 36-in Signature Rail Kit w. Square Balusters – Horizontal – Charcoal Black | |
| 6-ft x 36-in Stair Rail | Step 1 | VL0404108APS | 4.45-in x 4.45-in x 108-in Post Sleeve – Vintage Lantern (Fits over a 4x4 pressure treated post) | 1 required for every 2 posts |
| | Step 2A | PVLSQCAP4X4 | 4.55-in x 4.55-in Post Sleeve Flat Cap – Vintage Lantern | 1 required per post |
| | Step 2B | PVLSKIRT4X4 | 4.55-in x 4.55-in Post Sleeve Skirt – Vintage Lantern | 1 required per post |
| | Steps 3, 4 & 5 | BKAS0636SRK | 72-in x 36-in Signature Rail Kit w. Square Balusters – Stair – Charcoal Black | |
| 8-ft x 36-in Horizontal Rail | Step 1 | VL040439APS | 4.45-in x 4.45-in x 40-in Post Sleeve – Vintage Lantern (Fits over a 4x4 pressure treated post) | |
| | Step 2A | PVLSQCAP4X4 | 4.55-in x 4.55-in Post Sleeve Flat Cap – Vintage Lantern | 1 required per post |
| | Step 2B | PVLSKIRT4X4 | 4.55-in x 4.55-in Post Sleeve Skirt – Vintage Lantern | 1 required per post |
| | Steps 3, 4 & 5 | BKAS0836HRK | 96-in x 36-in Signature Rail Kit w. Square Balusters – Horizontal – Charcoal Black | |
| 8-ft x 36-in Stair Rail | Step 1 | VL0404108APS | 4.45-in x 4.45-in x 108-in Post Sleeve – Vintage Lantern (Fits over a 4x4 pressure treated post) | 1 required for every 2 posts |
| | Step 2A | PVLSQCAP4X4 | 4.55-in x 4.55-in Post Sleeve Flat Cap – Vintage Lantern | 1 required per post |
| | Step 2B | PVLSKIRT4X4 | 4.55-in x 4.55-in Post Sleeve Skirt – Vintage Lantern | 1 required per post |
| | Steps 3, 4 & 5 | BKAS0836SRK | 96-in x 36-in Signature Rail Kit w. Square Balusters – Stair – Charcoal Black | |
| Accessories for 42-in Rail Height | Step 1 | VL0404108APS | 4.45-in x 4.45-in x 108-in Post Sleeve – Vintage Lantern (Fits over a 4x4 pressure treated post) | Substitute item for 42-in Rail Height Horizontal and Stair installations; 1 required for every 2 posts |
| | Steps 3, 4 & 5 6-ft | BKAS0642HRK | 72-in x 42-in Signature Rail Kit w. Square Balusters – Horizontal – Charcoal Black | Substitute item for 42-in Rail Height Horizontal installations |
| | Steps 3, 4 & 5 6-ft | BKAS0642SRK | 72-in x 42-in Signature Rail Kit w. Square Balusters – Stair – Charcoal Black | Substitute item for 42-in Rail Height Stair installations |
| | Steps 3, 4 & 5 8-ft | BKAS0842HRK | 96-in x 42-in Signature Rail Kit w. Square Balusters – Horizontal – Charcoal Black | Substitute item for 42-in Rail Height Horizontal installations |
| | Steps 3, 4 & 5 8-ft | BKAS0842SRK | 96-in x 42-in Signature Rail Kit w. Square Balusters – Stair – Charcoal Black | Substitute item for 42-in Rail Height Stair installations |
| Accessories | Accessory | BKFHBTALPNL | Signature Tableless Fixed Bracket – Horizontal (4/pack) – Charcoal Black | Additional hardware for cut railing sections |
| | Accessory | BKFSBTAL | Signature Cut Kit – Fixed Bracket – Stair (4/pack) – Charcoal Black | Additional hardware for cut railing sections |
| | Accessory | BKSWHBTAL | Signature Swivel Bracket – Horizontal (2/pack) – Charcoal Black | Additional hardware for cut angled railing sections |
| | Accessory | BKSWSBTAL | Signature Swivel Bracket – Stair (2/pack) – Charcoal Black | Additional hardware for cut angled railing sections |
| | Accessory | BKCPDSWBKTAL | Signature Compound Swivel Bracket (2/pack) – Top & Bottom – Charcoal Black | |



SR-3

Transcend Tropicals Decking: Spiced Rum
Transcend Railing: Classic White composite posts and Vintage Lantern rails with round aluminum balusters in Charcoal Black

| | Railing Style Step | Trex Item # | Description | 1 required per section (unless otherwise noted) |
|-----------------------------------|--------------------|--------------|--|--|
| 6-ft x 36-in Horizontal Rail | Step 1 | WT040439APS | 4.45-in x 4.45-in x 40-in Post Sleeve – Classic White (Fits over a 4x4 pressure treated post) | |
| | Step 2A | PWTSQCAP4X4 | 4.55-in x 4.55-in Post Sleeve Flat Cap – Classic White | 1 required per post |
| | Step 2B | PWTSKIRT4X4 | 4.55-in x 4.55-in Post Sleeve Skirt – Classic White | 1 required per post |
| | Step 3A | VLCROWNTR06 | 67.5-in Crown Top Rail – Vintage Lantern | |
| | Step 3B | VLUNIVTBR06 | 67.5-in Universal Top or Bottom Rail – Vintage Lantern | |
| | Step 4 | BKTA30RBK | 30.25-in Round Aluminum Baluster Kit (20/box) – Charcoal Black | 15 balusters required per section |
| | Step 5 | VLRDHIK06 | 67.5-in Accessory Infill Kit for Round Balusters – Horizontal – Vintage Lantern | |
| 6-ft x 36-in Stair Rail | Step 1 | WT0404108APS | 4.45-in x 4.45-in x 108-in Post Sleeve – Classic White (Fits over a 4x4 pressure treated post) | 1 required for every 2 posts |
| | Step 2A | PWTSQCAP4X4 | 4.55-in x 4.55-in Post Sleeve Flat Cap – Classic White | 1 required per post |
| | Step 2B | PWTSKIRT4X4 | 4.55-in x 4.55-in Post Sleeve Skirt – Classic White | 1 required per post |
| | Step 3A | VLCROWNTR06 | 67.5-in Crown Top Rail – Vintage Lantern | |
| | Step 3B | VLUNIVTBR06 | 67.5-in Universal Top or Bottom Rail – Vintage Lantern | |
| | Step 4 | BKTA30RBK | 30.25-in Round Aluminum Baluster Kit (20/box) – Charcoal Black | 12 balusters required per section |
| | Step 5 | VLRDSIK06 | 67.5-in Accessory Infill Kit for Round Balusters – Stair – Vintage Lantern | |
| 8-ft x 36-in Horizontal Rail | Step 1 | WT040439APS | 4.45-in x 4.45-in x 40-in Post Sleeve – Classic White (Fits over a 4x4 pressure treated post) | |
| | Step 2A | PWTSQCAP4X4 | 4.55-in x 4.55-in Post Sleeve Flat Cap – Classic White | 1 required per post |
| | Step 2B | PWTSKIRT4X4 | 4.55-in x 4.55-in Post Sleeve Skirt – Classic White | 1 required per post |
| | Step 3A | VLCROWNTR08 | 91.5-in Crown Top Rail – Vintage Lantern | |
| | Step 3B | VLUNIVTBR08 | 91.5-in Universal Top or Bottom Rail – Vintage Lantern | |
| | Step 4 | BKTA30RBK | 30.25-in Round Aluminum Baluster Kit (20/box) – Charcoal Black | 20 balusters required per section |
| | Step 5 | VLRDHIK08 | 91.5-in Accessory Infill Kit for Round Balusters – Horizontal – Vintage Lantern | |
| 8-ft x 36-in Stair Rail | Step 1 | WT040439APS | 4.45-in x 4.45-in x 108-in Post Sleeve – Classic White (Fits over a 4x4 pressure treated post) | 1 required for every 2 posts |
| | Step 2A | PWTSQCAP4X4 | 4.55-in x 4.55-in Post Sleeve Flat Cap – Classic White | 1 required per post |
| | Step 2B | PWTSKIRT4X4 | 4.55-in x 4.55-in Post Sleeve Skirt – Classic White | 1 required per post |
| | Step 3A | VLCROWNTR08 | 91.5-in Crown Top Rail – Vintage Lantern | |
| | Step 3B | VLUNIVTBR08 | 91.5-in Universal Top or Bottom Rail – Vintage Lantern | |
| | Step 4 | BKTA30RBK | 30.25-in Round Aluminum Baluster Kit (20/box) – Charcoal Black | 16 balusters required per section |
| | Step 5 | VLRDSIK08 | 91.5-in Accessory Infill Kit for Round Balusters – Stair – Vintage Lantern | |
| Accessories for 42-in Rail Height | Step 1 | WT0404108APS | 4.45-in x 4.45-in x 108-in Post Sleeve – Classic White (Fits over a 4x4 pressure treated post) | Substitute item for 42-in Rail Height Horizontal and Stair installations; 1 required for every 2 posts |
| | Step 4 | BKTA36RBK | 36.25-in Round Aluminum Baluster Kit (20/box) – Charcoal Black | Substitute item for 42-in Rail Height Horizontal and Stair installations |
| Accessories | Accessory | VLHZACCYKIT | Mounting Hardware for Cut Rails – Horizontal – Vintage Lantern | Additional hardware for cut railing sections |
| | Accessory | VLSTACCYKIT | Mounting Hardware for Cut Rails – Stair – Vintage Lantern | Additional hardware for cut railing sections |
| | Accessory | VL22HGASK | 22.5 Degree Gasket Pack – Vintage Lantern | Gaskets for 22.5 degree angles |
| | Accessory | VL45RSBADAPK | 45 Degree Birdsmouth Gasket Pack (4x4 Post Sleeve) – Vintage Lantern | Gaskets and hardware for 45 degree angles |

LAVA ROCK

Trex Transcend® Tropicals



1 CHOOSE A BOARD PROFILE




Grooved edge

For use with our **hidden fasteners** to create a smooth, screw-free deck surface. See page 104.



RECOMMENDED



Square edge

Best for borders, stair risers and cocktail rail applications.

LAVA ROCK DECK BOARD PROFILES

| | Dimensions | Item # (by the piece) | Description |
|-----------------------------------|--------------|-----------------------|---|
| 1-in x 6-in Decking, Square Edge | 1 x 6 x 12' | LR010612TS01 | .94-in x 5.5-in x 12-ft Square Transcend Lava Rock |
| | 1 x 6 x 16' | LR010616TS01 | .94-in x 5.5-in x 16-ft Square Transcend Lava Rock |
| | 1 x 6 x 20' | LR010620TS01 | .94-in x 5.5-in x 20-ft Square Transcend Lava Rock |
| 1-in x 6-in Decking, Grooved Edge | 1 x 6 x 12' | LR010612TG01 | .94-in x 5.5-in x 12-ft Grooved Transcend Lava Rock |
| | 1 x 6 x 16' | LR010616TG01 | .94-in x 5.5-in x 16-ft Grooved Transcend Lava Rock |
| | 1 x 6 x 20' | LR010620TG01 | .94-in x 5.5-in x 20-ft Grooved Transcend Lava Rock |
| Fascia | 1 x 8 x 12' | LR010812TS01 | .56-in x 7.25-in x 12-ft Transcend Fascia Lava Rock |
| | 1 x 12 x 12' | LR011212TS01 | .56-in x 11.375-in x 12-ft Transcend Fascia Lava Rock |

2 SELECT A RAILING LOOK



LR-1



LR-2



LR-3



LR-1

Transcend Tropicals Decking: Lava Rock
Transcend Railing: Charcoal Black composite posts and rails with
 Lava Rock cocktail rail and round aluminum balusters in Charcoal Black


| | Railing Style Step | Trex Item # | Description | 1 required per section (unless otherwise noted) |
|-----------------------------------|--------------------|---------------------|---|--|
| 6-ft x 36-in Horizontal Rail | Step 1 | BK040439APS | 4.45-in x 4.45-in x 40-in Post Sleeve – Charcoal Black (Fits over a 4x4 pressure treated post) | |
| | Step 2B | PBKSKIRT4X4 | 4.55-in x 4.55-in Post Sleeve Skirt – Charcoal Black | 1 required per post |
| | Step 3A | BKUNIVTBRO6 | 67.5-in Universal Top or Bottom Rail – Charcoal Black | |
| | Step 3A | Cocktail Rail Board | .94-in x 5.5-in x 12-ft Square Transcend Lava Rock | Deck board used on top of universal rail |
| | Step 3B | BKUNIVTBRO6 | 67.5-in Universal Top or Bottom Rail – Charcoal Black | |
| | Step 4 | BKTA30RBK | 30.25-in Round Aluminum Baluster Kit (20/box) – Charcoal Black | 15 balusters required per section |
| | Step 5 | BKRDHIK06 | 67.5-in Accessory Infill Kit for Round Aluminum Balusters – Horizontal – Charcoal Black | Includes assembly hardware |
| 6-ft x 36-in Stair Rail | Step 1 | BK0404108APS | 4.45-in x 4.45-in x 108-in Post Sleeve – Charcoal Black (Fits over a 4x4 pressure treated post) | 1 required for every 2 posts |
| | Step 2B | PBKSKIRT4X4 | 4.55-in x 4.55-in Post Sleeve Skirt – Charcoal Black | 1 required per post |
| | Step 3A | BKUNIVTBRO6 | 67.5-in Universal Top or Bottom Rail – Charcoal Black | |
| | Step 3A | Cocktail Rail Board | .94-in x 5.5-in x 12-ft Square Transcend Lava Rock | Deck board used on top of universal rail |
| | Step 3B | BKUNIVTBRO6 | 67.5-in Universal Top or Bottom Rail – Charcoal Black | |
| | Step 4 | BKTA30RBK | 30.25-in Round Aluminum Baluster Kit (20/box) – Charcoal Black | 12 balusters required per section |
| | Step 5 | BKRDSIK06 | 67.5-in Accessory Infill Kit for Round Aluminum Balusters – Stair – Charcoal Black | Includes assembly hardware |
| 8-ft x 36-in Horizontal Rail | Step 1 | BK040439APS | 4.45-in x 4.45-in x 40-in Post Sleeve – Charcoal Black (Fits over a 4x4 pressure treated post) | |
| | Step 2B | PBKSKIRT4X4 | 4.55-in x 4.55-in Post Sleeve Skirt – Charcoal Black | 1 required per post |
| | Step 3A | BKUNIVTBRO8 | 91.5-in Universal Top or Bottom Rail – Charcoal Black | |
| | Step 3A | Cocktail Rail Board | .94-in x 5.5-in x 16-ft Square Transcend Lava Rock | Deck board used on top of universal rail |
| | Step 3B | BKUNIVTBRO8 | 91.5-in Universal Top or Bottom Rail – Charcoal Black | |
| | Step 4 | BKTA30RBK | 30.25-in Round Aluminum Baluster Kit (20/box) – Charcoal Black | 20 balusters required per section |
| | Step 5 | BKRDHIK08 | 91.5-in Accessory Infill Kit for Round Aluminum Balusters – Horizontal – Charcoal Black | Includes assembly hardware |
| 8-ft x 36-in Stair Rail | Step 1 | BK0404108APS | 4.45-in x 4.45-in x 108-in Post Sleeve – Charcoal Black (Fits over a 4x4 pressure treated post) | 1 required for every 2 posts |
| | Step 2B | PBKSKIRT4X4 | 4.55-in x 4.55-in Post Sleeve Skirt – Charcoal Black | 1 required per post |
| | Step 3A | BKUNIVTBRO8 | 91.5-in Universal Top or Bottom Rail – Charcoal Black | |
| | Step 3A | Cocktail Rail Board | .94-in x 5.5-in x 16-ft Square Transcend – Lava Rock | Deck board used on top of universal rail |
| | Step 3B | BKUNIVTBRO8 | 91.5-in Universal Top or Bottom Rail – Charcoal Black | |
| | Step 4 | BKTA30RBK | 30.25-in Round Aluminum Baluster Kit (20/box) – Charcoal Black | 16 balusters required per section |
| | Step 5 | BKRDSIK08 | 91.5-in Accessory Infill Kit for Round Aluminum Balusters – Stair – Charcoal Black | Includes assembly hardware |
| Accessories for 42-in Rail Height | Step 1 | BK0404108APS | 4.45-in x 4.45-in x 108-in Post Sleeve – Charcoal Black (Fits over a 4x4 pressure treated post) | Substitute item for 42-in Rail Height Horizontal and Stair installations; 1 required for every 2 posts |
| | Step 4 | BKTA36RBK | 36.25-in Round Aluminum Baluster Kit (20/box) – Charcoal Black | Substitute item for 42-in Rail Height Horizontal and Stair installations |
| Accessories | Accessory | BKHZACCYKIT | Mounting Hardware for Cut Rails – Horizontal – Charcoal Black | Additional hardware for cut railing sections |
| | Accessory | BKSTACCYKIT | Mounting Hardware for Cut Rails – Stair – Charcoal Black | Additional hardware for cut railing sections |
| | Accessory | BK22HGASK | 22.5 Degree Gasket Pack – Charcoal Black | Gaskets for 22.5 degree angles |
| | Accessory | BK45RSBADAPK | 45 Degree Birdsmouth Gasket Pack (4x4 Post Sleeve) – Charcoal Black | Gaskets and hardware for 45 degree angles |



LR-2

Transcend Tropicals Decking: Lava Rock
Transcend Railing: Classic White composite posts and rails with round aluminum balusters in Charcoal Black

| | Railing Style Step | Trex Item # | Description | 1 required per section (unless otherwise noted) |
|-----------------------------------|--------------------|---------------|--|--|
| 6-ft x 36-in Horizontal Rail | Step 1 | WT040439APS | 4.45-in x 4.45-in x 40-in Post Sleeve – Classic White (Fits over a 4x4 pressure treated post) | |
| | Step 2A | PWTSQCAP4X4 | 4.55-in x 4.55-in Post Sleeve Flat Cap – Classic White | 1 required per post |
| | Step 2B | PWTSKIRT4X4 | 4.55-in x 4.55-in Post Sleeve Skirt – Classic White | 1 required per post |
| | Step 3A | WTCROWNTR06 | 67.5-in Crown Top Rail – Classic White | |
| | Step 3B | WTUNIVTBR06 | 67.5-in Universal Top or Bottom Rail – Classic White | |
| | Step 4 | BKTA30RBK | 30.25-in Round Aluminum Baluster Kit (20/box) – Charcoal Black | 15 balusters required per section |
| | Step 5 | WTRDHIK06 | 67.5-in Accessory Infill Kit for Round Balusters – Horizontal – Classic White | |
| 6-ft x 36-in Stair Rail | Step 1 | WT0404108APS | 4.45-in x 4.45-in x 108-in Post Sleeve – Classic White (Fits over a 4x4 pressure treated post) | 1 required for every 2 posts |
| | Step 2A | PWTSQCAP4X4 | 4.55-in x 4.55-in Post Sleeve Flat Cap – Classic White | 1 required per post |
| | Step 2B | PWTSKIRT4X4 | 4.55-in x 4.55-in Post Sleeve Skirt – Classic White | 1 required per post |
| | Step 3A | WTCROWNTR06 | 67.5-in Crown Top Rail – Classic White | |
| | Step 3B | WTUNIVTBR06 | 67.5-in Universal Top or Bottom Rail – Classic White | |
| | Step 4 | BKTA30RBK | 30.25-in Round Aluminum Baluster Kit (20/box) – Charcoal Black | 12 balusters required per section |
| | Step 5 | WTRDSIK06 | 67.5-in Accessory Infill Kit for Round Balusters – Stair – Classic White | |
| 8-ft x 36-in Horizontal Rail | Step 1 | WT040439APS | 4.45-in x 4.45-in x 40-in Post Sleeve – Classic White (Fits over a 4x4 pressure treated post) | |
| | Step 2A | PWTSQCAP4X4 | 4.55-in x 4.55-in Post Sleeve Flat Cap – Classic White | 1 required per post |
| | Step 2B | PWTSKIRT4X4 | 4.55-in x 4.55-in Post Sleeve Skirt – Classic White | 1 required per post |
| | Step 3A | WTCROWNTR08 | 91.5-in Crown Top Rail – Classic White | |
| | Step 3B | WTUNIVTBR08 | 91.5-in Universal Top or Bottom Rail – Classic White | |
| | Step 4 | BKTA30RBK | 30.25-in Round Aluminum Baluster Kit (20/box) – Charcoal Black | 20 balusters required per section |
| | Step 5 | WTRDHIK08 | 91.5-in Accessory Infill Kit for Round Balusters – Horizontal – Classic White | |
| 8-ft x 36-in Stair Rail | Step 1 | WT0404108APS | 4.45-in x 4.45-in x 108-in Post Sleeve – Classic White (Fits over a 4x4 pressure treated post) | 1 required for every 2 posts |
| | Step 2A | PWTSQCAP4X4 | 4.55-in x 4.55-in Post Sleeve Flat Cap – Classic White | 1 required per post |
| | Step 2B | PWTSKIRT4X4 | 4.55-in x 4.55-in Post Sleeve Skirt – Classic White | 1 required per post |
| | Step 3A | WTCROWNTR08 | 91.5-in Crown Top Rail – Classic White | |
| | Step 3B | WTUNIVTBR08 | 91.5-in Universal Top or Bottom Rail – Classic White | |
| | Step 4 | BKTA30RBK | 30.25-in Round Aluminum Baluster Kit (20/box) – Charcoal Black | 16 balusters required per section |
| | Step 5 | WTRDSIK08 | 91.5-in Accessory Infill Kit for Round Balusters – Stair – Classic White | |
| Accessories for 42-in Rail Height | Step 1 | WT0404108APS | 4.45-in x 4.45-in x 108-in Post Sleeve – Classic White (Fits over a 4x4 pressure treated post) | Substitute item for 42-in Rail Height Horizontal and Stair installations; 1 required for every 2 posts |
| | Step 4 | BKTA36RBK | 36.25-in Round Aluminum Baluster Kit (20/box) – Charcoal Black | Substitute item for 42-in Rail Height Horizontal and Stair installations |
| Accessories | Accessory | WTHZACCYKIT | Mounting Hardware for Cut Rails – Horizontal – Classic White | Additional hardware for cut railing sections |
| | Accessory | WTSTACCYKIT | Mounting Hardware for Cut Rails – Stair – Classic White | Additional hardware for cut railing sections |
| | Accessory | WT22HGASK | 22.5 Degree Gasket Pack – Classic White | Gaskets for 22.5 degree angles |
| | Accessory | WT45RSBADAPK | 45 Degree Birdsmouth Gasket Pack (4x4 Post Sleeve) – Classic White | Gaskets and hardware for 45 degree angles |
| | Accessory | ALPOSTMOUNT36 | 36-in Aluminum IRC – Compliant Surface Mount Post | |
| | Accessory | ALPOSTHWDECK | Surface Mount Post Mounting Hardware | |



LR-3

Transcend Tropicals Decking: Lava Rock
Signature Railing: Charcoal Black aluminum posts, rails and square balusters

| | Railing Style Step | Trex Item # | Description | 1 required per section (unless otherwise noted) |
|-----------------------------------|---------------------|-----------------|---|--|
| 6-ft x 36-in Horizontal Rail | Step 1/2 | BKAL252537RCAP | 2.5-in x 2.5-in x 37-in Signature Post w. Cap & Skirt – Horizontal – Charcoal Black | |
| | Steps 3, 4 & 5 | BKAS0636HRK | 72-in x 36-in Signature Rail Kit w. Square Balusters – Horizontal – Charcoal Black | |
| 6-ft x 36-in Stair Rail | Step 1/2 | BKAL252553RCAP | 2.5-in x 2.5-in x 53-in Signature Post w. Cap & Skirt – Stair – Charcoal Black | |
| | Steps 3, 4 & 5 | BKAS0636SRK | 72-in x 36-in Signature Rail Kit w. Square Balusters – Stair – Charcoal Black | |
| 8-ft x 36-in Horizontal Rail | Step 1/2 | BKAL252537RCAP | 2.5-in x 2.5-in x 37-in Signature Post w. Cap & Skirt – Horizontal – Charcoal Black | |
| | Steps 3, 4 & 5 | BKAS0836HRK | 96-in x 36-in Signature Rail Kit w. Square Balusters – Horizontal – Charcoal Black | |
| 8-ft x 36-in Stair Rail | Step 1/2 | BKAL252553RCAP | 2.5-in x 2.5-in x 53-in Signature Post w. Cap & Skirt – Stair – Charcoal Black | |
| | Steps 3, 4 & 5 | BKAS0836SRK | 96-in x 36-in Signature Rail Kit w. Square Balusters – Stair – Charcoal Black | |
| Accessories for 42-in Rail Height | Step 1/2 | BKAL252543RCAP | 2.5-in x 2.5-in x 43-in Signature Post w. Cap & Skirt – Horizontal – Charcoal Black | Substitute item for 42-in Rail Height Horizontal installations |
| | Step 1/2 | BKAL252542RCCP | 2.5-in x 2.5-in x 42-in Signature Crossover Post – Charcoal Black | Substitute item for 42-in Rail Height Horizontal installations (Crossover style) |
| | Steps 3, 4 & 5 6-ft | BKAS0642HRK | 72-in x 42-in Signature Rail Kit w. Square Balusters – Horizontal – Charcoal Black | Substitute item for 42-in Rail Height Horizontal installations |
| | Steps 3, 4 & 5 6-ft | BKAS0642SRK | 72-in x 42-in Signature Rail Kit w. Square Balusters – Stair – Charcoal Black | Substitute item for 42-in Rail Height Stair installations |
| | Steps 3, 4 & 5 8-ft | BKAS0842HRK | 96-in x 42-in Signature Rail Kit w. Square Balusters – Horizontal – Charcoal Black | Substitute item for 42-in Rail Height Horizontal installations |
| | Steps 3, 4 & 5 8-ft | BKAS0842SRK | 96-in x 42-in Signature Rail Kit w. Square Balusters – Stair – Charcoal Black | Substitute item for 42-in Rail Height Stair installations |
| Accessories | Accessory | BKFHBKTAL | Signature Cut Kit - Fixed Bracket – Horizontal (4/pack) – Charcoal Black | Additional hardware for cut railing sections |
| | Accessory | BKFSBKTAL | Signature Cut Kit - Fixed Bracket – Stair (4/pack) – Charcoal Black | Additional hardware for cut railing sections |
| | Accessory | BKSWHBKTAL | Signature Swivel Bracket – Horizontal (2/pack) – Charcoal Black | Additional hardware for cut angled railing sections |
| | Accessory | BKSWSBKTAL | Signature Swivel Bracket – Stair (2/pack) – Charcoal Black | Additional hardware for cut angled railing sections |
| | Accessory | BK25RCSWSCBKTAL | 2.5-in Swivel Crossover Bracket – Stair (1/pack) – Charcoal Black | |
| | Accessory | BKAL252536RCCP | 2.5-in x 2.5-in x 36-in Signature Crossover Post – Charcoal Black | |
| | Accessory | BKCPDSWBKTAL | Signature Compound Swivel Bracket (2/pack) – Top & Bottom – Charcoal Black | |

ROPE SWING

Trex Transcend® Earth Tones



1 CHOOSE A BOARD PROFILE




Grooved edge

For use with our **hidden fasteners** to create a smooth, screw-free deck surface. See page 104.



RECOMMENDED



Square edge

Best for borders, stair risers and cocktail rail applications.

ROPE SWING DECK BOARD PROFILES

| | Dimensions | Item # (by the piece) | Description |
|-----------------------------------|--------------|-----------------------|--|
| 1-in x 6-in Decking, Square Edge | 1 x 6 x 12' | RS010612T2S01 | .94-in x 5.5-in x 12-ft Square Transcend Rope Swing |
| | 1 x 6 x 16' | RS010616T2S01 | .94-in x 5.5-in x 16-ft Square Transcend Rope Swing |
| | 1 x 6 x 20' | RS010620T2S01 | .94-in x 5.5-in x 20-ft Square Transcend Rope Swing |
| 1-in x 6-in Decking, Grooved Edge | 1 x 6 x 12' | RS010612T2G01 | .94-in x 5.5-in x 12-ft Grooved Transcend Rope Swing |
| | 1 x 6 x 16' | RS010616T2G01 | .94-in x 5.5-in x 16-ft Grooved Transcend Rope Swing |
| | 1 x 6 x 20' | RS010620T2G01 | .94-in x 5.5-in x 20-ft Grooved Transcend Rope Swing |
| Fascia | 1 x 8 x 12' | RS010812T2S01 | .56-in x 7.25-in x 12-ft Transcend Fascia Rope Swing |
| | 1 x 12 x 12' | RS011212T2S01 | .56-in x 11.375-in x 12-ft Transcend Fascia Rope Swing |

2 SELECT A RAILING LOOK



RS-1



RS-2




RS-4



RS-1

Transcend Earth Tones Decking: Rope Swing
Transcend Railing: Rope Swing composite posts, rails and square balusters


| | Railing Style Step | Trex Item # | Description | 1 required per section (unless otherwise noted) |
|-----------------------------------|--------------------|--------------|--|--|
| 6-ft x 36-in Horizontal Rail | Step 1 | RS040439APS | 4.45-in x 4.45-in x 40-in Post Sleeve – Rope Swing (Fits over a 4x4 pressure treated post) | |
| | Step 2A | PRSSQCAP4X4 | 4.55-in x 4.55-in Post Sleeve Flat Cap – Rope Swing | 1 required per post |
| | Step 2B | PRSSKIRT4X4 | 4.55-in x 4.55-in Post Sleeve Skirt – Rope Swing | 1 required per post |
| | Step 3A | RSCROWNTR06 | 67.5-in Crown Top Rail – Rope Swing | |
| | Step 3B | RSUNIVTBR06 | 67.5-in Universal Top or Bottom Rail – Rope Swing | |
| | Step 4 | RS020230SBK | 30.375-in Square Baluster Kit (16/box) – Rope Swing | 13 balusters required per section |
| | Step 5 | RSSQHIK06 | 67.5-in Accessory Infill Kit for Square Balusters – Horizontal – Rope Swing | Includes assembly hardware |
| 6-ft x 36-in Stair Rail | Step 1 | RS0404108APS | 4.45-in x 4.45-in x 108-in Post Sleeve – Rope Swing (Fits over a 4x4 pressure treated post) | 1 required for every 2 posts |
| | Step 2A | PRSSQCAP4X4 | 4.55-in x 4.55-in Post Sleeve Flat Cap – Rope Swing | 1 required per post |
| | Step 2B | PRSSKIRT4X4 | 4.55-in x 4.55-in Post Sleeve Skirt – Rope Swing | 1 required per post |
| | Step 3A | RSCROWNTR06 | 67.5-in Crown Top Rail – Rope Swing | |
| | Step 3B | RSUNIVTBR06 | 67.5-in Universal Top or Bottom Rail – Rope Swing | |
| | Step 4 | RS020230SBK | 30.375-in Square Baluster Kit (16/box) – Rope Swing | 11 balusters required per section |
| | Step 5 | RSSQSIK06 | 67.5-in Accessory Infill Kit for Square Balusters – Stair – Rope Swing | Includes assembly hardware |
| 8-ft x 36-in Horizontal Rail | Step 1 | RS040439APS | 4.45-in x 4.45-in x 40-in Post Sleeve – Rope Swing (Fits over a 4x4 pressure treated post) | |
| | Step 2A | PRSSQCAP4X4 | 4.55-in x 4.55-in Post Sleeve Flat Cap – Rope Swing | 1 required per post |
| | Step 2B | PRSSKIRT4X4 | 4.55-in x 4.55-in Post Sleeve Skirt – Rope Swing | 1 required per post |
| | Step 3A | RSCROWNTR08 | 91.5-in Crown Top Rail – Rope Swing | |
| | Step 3B | RSUNIVTBR08 | 91.5-in Universal Top or Bottom Rail – Rope Swing | |
| | Step 4 | RS020230SBK | 30.375-in Square Baluster Kit (16/box) – Rope Swing | 18 balusters required per section |
| | Step 5 | RSSQHIK08 | 91.5-in Accessory Infill Kit for Square Balusters – Horizontal – Rope Swing | Includes assembly hardware |
| 8-ft x 36-in Stair Rail | Step 1 | RS0404108APS | 4.45-in x 4.45-in x 108-in Post Sleeve – Rope Swing (Fits over a 4x4 pressure treated post) | 1 required for every 2 posts |
| | Step 2A | PRSSQCAP4X4 | 4.55-in x 4.55-in Post Sleeve Flat Cap – Rope Swing | 1 required per post |
| | Step 2B | PRSSKIRT4X4 | 4.55-in x 4.55-in Post Sleeve Skirt – Rope Swing | 1 required per post |
| | Step 3A | RSCROWNTR08 | 91.5-in Crown Top Rail – Rope Swing | |
| | Step 3B | RSUNIVTBR08 | 91.5-in Universal Top or Bottom Rail – Rope Swing | |
| | Step 4 | RS020230SBK | 30.375-in Square Baluster Kit (16/box) – Rope Swing | 15 balusters required per section |
| | Step 5 | RSSQSIK08 | 91.5-in Accessory Infill Kit for Square Balusters – Stair – Rope Swing | Includes assembly hardware |
| Accessories for 42-in Rail Height | Step 1 | RS0404108APS | 4.45-in x 4.45-in x 108-in Post Sleeve – Rope Swing (Fits over a 4x4 pressure treated post) | Substitute item for 42-in Rail Height Horizontal and Stair installations; 1 required for every 2 posts |
| | Step 4 | RS020236SBK | 36.375-in Square Baluster Kit (16/box) – Rope Swing (108-in Post Sleeve required for assembly) | Substitute item for 42-in Rail Height Horizontal and Stair installations |
| Accessories | Accessory | RSHZACCYKIT | Mounting Hardware for Cut Rails – Horizontal – Rope Swing | Additional hardware for cut railing sections |
| | Accessory | RSSTACCYKIT | Mounting Hardware for Cut Rails – Stair – Rope Swing | Additional hardware for cut railing sections |
| | Accessory | RS22HGASK | 22.5 Degree Gasket Pack – Rope Swing | Gaskets for 22.5 degree angles |
| | Accessory | RS45RSBADAPK | 45 Degree Birdsmouth Gasket Pack (4x4 Post Sleeve) – Rope Swing | Gaskets and hardware for 45 degree angles |



RS-2

Transcend Earth Tones Decking: Rope Swing
Signature Railing: Bronze aluminum posts, rails and square balusters

| | Railing Style Step | Trex Item # | Description | 1 required per section (unless otherwise noted) |
|-----------------------------------|---------------------|----------------|---|--|
| 6-ft x 36-in Horizontal Rail | Step 1/2 | BZAL252537RCAP | 2.5-in x 2.5-in x 37-in Signature Post w. Cap & Skirt – Horizontal – Bronze | |
| | Steps 3, 4 & 5 | BZAS0636HRK | 72-in x 36-in Signature Rail Kit w. Square Balusters – Horizontal – Bronze | |
| 6-ft x 36-in Stair Rail | Step 1/2 | BZAL252553RCAP | 2.5-in x 2.5-in x 53-in Signature Post w. Cap & Skirt – Horizontal – Bronze | |
| | Steps 3, 4 & 5 | BZAS0636SRK | 72-in x 36-in Signature Rail Kit w. Square Balusters – Stair – Bronze | |
| 8-ft x 36-in Horizontal Rail | Step 1/2 | BZAL252537RCAP | 2.5-in x 2.5-in x 37-in Signature Post w. Cap & Skirt – Horizontal – Bronze | |
| | Steps 3, 4 & 5 | BZAS0836HRK | 96-in x 36-in Signature Rail Kit w. Square Balusters – Horizontal – Bronze | |
| 8-ft x 36-in Stair Rail | Step 1/2 | BZAL252553RCAP | 2.5-in x 2.5-in x 53-in Signature Post w. Cap & Skirt – Horizontal – Bronze | |
| | Steps 3, 4 & 5 | BZAS0836SRK | 96-in x 36-in Signature Rail Kit w. Square Balusters – Stair – Bronze | |
| Accessories for 42-in Rail Height | Step 1/2 | BZAL252543RCAP | 2.5-in x 2.5-in x 43-in Signature Post w. Cap & Skirt – Horizontal – Bronze | Substitute item for 42-in Rail Height Horizontal installations |
| | Step 1/2 | BZAL252542RCCP | 2.5-in x 2.5-in x 42-in Signature Crossover Post – Bronze | Substitute item for 42-in Rail Height Horizontal installations (Crossover style) |
| | Steps 3, 4 & 5 6-ft | BZAS0642HRK | 72-in x 42-in Signature Rail Kit w. Square Balusters – Horizontal – Bronze | Substitute item for 42-in Rail Height Horizontal installations |
| | Steps 3, 4 & 5 6-ft | BZAS0642SRK | 72-in x 42-in Signature Rail Kit w. Square Balusters – Stair – Bronze | Substitute item for 42-in Rail Height Stair installations |
| | Steps 3, 4 & 5 8-ft | BZAS0842HRK | 96-in x 42-in Signature Rail Kit w. Square Balusters – Horizontal – Bronze | Substitute item for 42-in Rail Height Horizontal installations |
| | Steps 3, 4 & 5 8-ft | BZAS0842SRK | 96-in x 42-in Signature Rail Kit w. Square Balusters – Stair – Bronze | Substitute item for 42-in Rail Height Stair installations |
| Accessories | Accessory | ALPOSTHWDECK | Aluminum Plate and Hardware (For use with 2.5-in Aluminum Post and 2.5-in Aluminum Crossover Post only) | 1 required per post |
| | Accessory | BZFBKTPNL | Signature Tabless Fixed Bracket – Horizontal (4/pack) – Bronze | Additional hardware for cut railing sections |
| | Accessory | BZFSBKAL | Signature Cut Kit – Fixed Bracket – Stair (4/pack) – Bronze | Additional hardware for cut railing sections |
| | Accessory | BZSWHBKAL | Signature Swivel Bracket – Horizontal (2/pack) – Bronze | Additional hardware for cut angled railing sections |
| | Accessory | BZSWSBKAL | Signature Swivel Bracket – Stair (2/pack) – Bronze | Additional hardware for cut angled railing sections |
| | Accessory | BZ25RCSWSCBKAL | Signature 2.5-in Swivel Crossover Bracket – Stair (1/pack) – Bronze | |
| | Accessory | BZAL252536RCCP | 2.5-in x 2.5-in x 36-in Signature Crossover Post – Bronze | |
| | Accessory | BZCPDSWBKAL | Signature Compound Swivel Bracket (2/pack) – Top & Bottom – Bronze | |




RS-4

Transcend Earth Tones Decking: Rope Swing
Transcend Railing: Vintage Lantern composite posts and rails with round aluminum balusters in Charcoal Black


| | Railing Style Step | Trex Item # | Description | 1 required per section (unless otherwise noted) |
|-----------------------------------|--------------------|---------------|--|--|
| 6-ft x 36-in Horizontal Rail | Step 1 | VL040439APS | 4.45-in x 4.45-in x 40-in Post Sleeve – Vintage Lantern (Fits over a 4x4 pressure treated post) | |
| | Step 2A | PVLSQCAP4X4 | 4.55-in x 4.55-in Post Sleeve Flat Cap – Vintage Lantern | 1 required per post |
| | Step 2B | PVLSKIRT4X4 | 4.55-in x 4.55-in Post Sleeve Skirt – Vintage Lantern | 1 required per post |
| | Step 3A | VLCROWNTR06 | 67.5-in Crown Top Rail – Vintage Lantern | |
| | Step 3B | VLUNIVTBR06 | 67.5-in Universal Top or Bottom Rail – Vintage Lantern | |
| | Step 4 | BKTA30RBK | 30.25-in Round Aluminum Baluster Kit (20/box) – Charcoal Black | 15 balusters required per section |
| | Step 5 | VLRDHIK06 | 67.5-in Accessory Infill Kit for Round Balusters – Horizontal – Vintage Lantern | |
| 6-ft x 36-in Stair Rail | Step 1 | VL0404108APS | 4.45-in x 4.45-in x 108-in Post Sleeve – Vintage Lantern (Fits over a 4x4 pressure treated post) | 1 required for every 2 posts |
| | Step 2A | PVLSQCAP4X4 | 4.55-in x 4.55-in Post Sleeve Flat Cap – Vintage Lantern | 1 required per post |
| | Step 2B | PVLSKIRT4X4 | 4.55-in x 4.55-in Post Sleeve Skirt – Vintage Lantern | 1 required per post |
| | Step 3A | VLCROWNTR06 | 67.5-in Crown Top Rail – Vintage Lantern | |
| | Step 3B | VLUNIVTBR06 | 67.5-in Universal Top or Bottom Rail – Vintage Lantern | |
| | Step 4 | BKTA30RBK | 30.25-in Round Aluminum Baluster Kit (20/box) – Charcoal Black | 12 balusters required per section |
| | Step 5 | VLRDSIK06 | 67.5-in Accessory Infill Kit for Round Balusters – Stair – Vintage Lantern | |
| 8-ft x 36-in Horizontal Rail | Step 1 | VL040439APS | 4.45-in x 4.45-in x 40-in Post Sleeve – Vintage Lantern (Fits over a 4x4 pressure treated post) | |
| | Step 2A | PVLSQCAP4X4 | 4.55-in x 4.55-in Post Sleeve Flat Cap – Vintage Lantern | 1 required per post |
| | Step 2B | PVLSKIRT4X4 | 4.55-in x 4.55-in Post Sleeve Skirt – Vintage Lantern | 1 required per post |
| | Step 3A | VLCROWNTR08 | 91.5-in Crown Top Rail – Vintage Lantern | |
| | Step 3B | VLUNIVTBR08 | 91.5-in Universal Top or Bottom Rail – Vintage Lantern | |
| | Step 4 | BKTA30RBK | 30.25-in Round Aluminum Baluster Kit (20/box) – Charcoal Black | 20 balusters required per section |
| | Step 5 | VLRDHIK08 | 91.5-in Accessory Infill Kit for Round Balusters – Horizontal – Vintage Lantern | |
| 8-ft x 36-in Stair Rail | Step 1 | VL0404108APS | 4.45-in x 4.45-in x 108-in Post Sleeve – Vintage Lantern (Fits over a 4x4 pressure treated post) | 1 required for every 2 posts |
| | Step 2A | PVLSQCAP4X4 | 4.55-in x 4.55-in Post Sleeve Flat Cap – Vintage Lantern | 1 required per post |
| | Step 2B | PVLSKIRT4X4 | 4.55-in x 4.55-in Post Sleeve Skirt – Vintage Lantern | 1 required per post |
| | Step 3A | VLCROWNTR08 | 91.5-in Crown Top Rail – Vintage Lantern | |
| | Step 3B | VLUNIVTBR08 | 91.5-in Universal Top or Bottom Rail – Vintage Lantern | |
| | Step 4 | BKTA30RBK | 30.25-in Round Aluminum Baluster Kit (20/box) – Charcoal Black | 16 balusters required per section |
| | Step 5 | VLRDSIK08 | 91.5-in Accessory Infill Kit for Round Balusters – Stair – Vintage Lantern | |
| Accessories for 42-in Rail Height | Step 1 | VL0404108APS | 4.45-in x 4.45-in x 108-in Post Sleeve – Vintage Lantern (Fits over a 4x4 pressure treated post) | Substitute item for 42-in Rail Height Horizontal and Stair installations; 1 required for every 2 posts |
| | Step 4 | BKTA36RBK | 36.25-in Round Aluminum Baluster Kit (20/box) – Charcoal Black | Substitute item for 42-in Rail Height Horizontal and Stair installations |
| Accessories | Accessory | VLHZACCYKIT | Mounting Hardware for Cut Rails – Horizontal – Vintage Lantern | Additional hardware for cut railing sections |
| | Accessory | VLSTACCYKIT | Mounting Hardware for Cut Rails – Stair – Vintage Lantern | Additional hardware for cut railing sections |
| | Accessory | VL22HGASK | 22.5 Degree Gasket Pack – Vintage Lantern | Gaskets for 22.5 degree angles |
| | Accessory | VL45RSBADAPK | 45 Degree Birdsmouth Gasket Pack (4x4 Post Sleeve) – Vintage Lantern | Gaskets and hardware for 45 degree angles |
| | Accessory | ALPOSTMOUNT36 | 36-in Aluminum IRC – Compliant Surface Mount Post | |
| | Accessory | ALPOSTHWDECK | Surface Mount Post Mounting Hardware | |

PEBBLE GREY

Trex Select® Earth Tones



1 CHOOSE A BOARD PROFILE




Grooved edge

For use with our **hidden fasteners** to create a smooth, screw-free deck surface. See page 104.



RECOMMENDED




Square edge

Best for borders, stair risers and cocktail rail applications.

PEBBLE GREY DECK BOARD PROFILES

| | Dimensions | Item # (by the piece) | Description |
|-----------------------------------|--------------|-----------------------|--|
| 1-in x 6-in Decking, Square Edge | 1 x 6 x 12' | PG010612SS01 | .82-in x 5.5-in x 12-ft Square Select Pebble Grey |
| | 1 x 6 x 16' | PG010616SS01 | .82-in x 5.5-in x 16-ft Square Select Pebble Grey |
| | 1 x 6 x 20' | PG010620SS01 | .82-in x 5.5-in x 20-ft Square Select Pebble Grey |
| 1-in x 6-in Decking, Grooved Edge | 1 x 6 x 12' | PG010612SG01 | .82-in x 5.5-in x 12-ft Grooved Select Pebble Grey |
| | 1 x 6 x 16' | PG010616SG01 | .82-in x 5.5-in x 16-ft Grooved Select Pebble Grey |
| | 1 x 6 x 20' | PG010620SG01 | .82-in x 5.5-in x 20-ft Grooved Select Pebble Grey |
| Fascia | 1 x 8 x 12' | PG010812SS01 | .56-in x 7.25-in x 12-ft Select Fascia Pebble Grey |
| | 1 x 12 x 12' | PG011212SS01 | .56-in x 11.375-in x 12-ft Select Fascia Pebble Grey |

2 SELECT A RAILING LOOK



PG-1



PG-2



PG-3



PG-1

Select Earth Tones Decking: Pebble Grey
Transcend Railing: Classic White composite posts and rails with Pebble Grey cocktail rail and round aluminum balusters in Charcoal Black

| | Railing Style Step | Trex Item # | Description | 1 required per section (unless otherwise noted) |
|-----------------------------------|--------------------|---------------------|--|--|
| 6-ft x 36-in Horizontal Rail | Step 1 | WT040439APS | 4.45-in x 4.45-in x 40-in Post Sleeve – Classic White (Fits over a 4x4 pressure treated post) | |
| | Step 2B | PWTSKIRT4X4 | 4.55-in x 4.55-in Post Sleeve Skirt – Classic White | 1 required per post |
| | Step 3A | WTUNIVTBR06 | 67.5-in Universal Top or Bottom Rail – Classic White | |
| | Step 3A | Cocktail Rail Board | .82-in x 5.5-in x 12-ft Square Select Pebble Grey | Deck board used on top of universal rail |
| | Step 3B | WTUNIVTBR06 | 67.5-in Universal Top or Bottom Rail – Classic White | |
| | Step 4 | BKTA30RBK | 30.25-in Round Aluminum Baluster Kit (20/box) – Charcoal Black | 15 balusters required per section |
| | Step 5 | WTRDHIK06 | 67.5-in Accessory Infill Kit for Round Balusters – Horizontal – Classic White | Includes assembly hardware |
| 6-ft x 36-in Stair Rail | Step 1 | WT0404108APS | 4.45-in x 4.45-in x 108-in Post Sleeve – Classic White (Fits over a 4x4 pressure treated post) | 1 required for every 2 posts |
| | Step 2B | PWTSKIRT4X4 | 4.55-in x 4.55-in Post Sleeve Skirt – Classic White | 1 required per post |
| | Step 3A | WTUNIVTBR06 | 67.5-in Universal Top or Bottom Rail – Classic White | |
| | Step 3A | Cocktail Rail Board | .82-in x 5.5-in x 12-ft Square Select Pebble Grey | Deck board used on top of universal rail |
| | Step 3B | WTUNIVTBR06 | 67.5-in Universal Top or Bottom Rail – Classic White | |
| | Step 4 | BKTA30RBK | 30.25-in Round Aluminum Baluster Kit (20/box) – Charcoal Black | 11 balusters required per section |
| | Step 5 | WTRDSIK06 | 67.5-in Accessory Infill Kit for Round Balusters – Stair – Classic White | Includes assembly hardware |
| 8-ft x 36-in Horizontal Rail | Step 1 | WT040439APS | 4.45-in x 4.45-in x 40-in Post Sleeve – Classic White (Fits over a 4x4 pressure treated post) | |
| | Step 2B | PWTSKIRT4X4 | 4.55-in x 4.55-in Post Sleeve Skirt – Classic White | 1 required per post |
| | Step 3A | WTUNIVTBR08 | 91.5-in Universal Top or Bottom Rail – Classic White | |
| | Step 3A | Cocktail Rail Board | .82-in x 5.5-in x 16-ft Square Select Pebble Grey | Deck board used on top of universal rail |
| | Step 3B | WTUNIVTBR08 | 91.5-in Universal Top or Bottom Rail – Classic White | |
| | Step 4 | BKTA30RBK | 30.25-in Round Aluminum Baluster Kit (20/box) – Charcoal Black | 18 balusters required per section |
| | Step 5 | WTRDHIK08 | 91.5-in Accessory Infill Kit for Round Balusters – Horizontal – Classic White | Includes assembly hardware |
| 8-ft x 36-in Stair Rail | Step 1 | WT0404108APS | 4.45-in x 4.45-in x 108-in Post Sleeve – Classic White (Fits over a 4x4 pressure treated post) | 1 required for every 2 posts |
| | Step 2B | PWTSKIRT4X4 | 4.55-in x 4.55-in Post Sleeve Skirt – Classic White | 1 required per post |
| | Step 3A | WTUNIVTBR08 | 91.5-in Universal Top or Bottom Rail – Classic White | |
| | Step 3A | Cocktail Rail Board | .82-in x 5.5-in x 16-ft Square Select Pebble Grey | Deck board used on top of universal rail |
| | Step 3B | WTUNIVTBR08 | 91.5-in Universal Top or Bottom Rail – Classic White | |
| | Step 4 | BKTA30RBK | 30.25-in Round Aluminum Baluster Kit (20/box) – Charcoal Black | 15 balusters required per section |
| | Step 5 | WTRDSIK08 | 91.5-in Accessory Infill Kit for Round Balusters – Stair – Classic White | Includes assembly hardware |
| Accessories for 42-in Rail Height | Step 1 | WT0404108APS | 4.45-in x 4.45-in x 108-in Post Sleeve – Classic White (Fits over a 4x4 pressure treated post) | Substitute item for 42-in Rail Height Horizontal and Stair installations; 1 required for every 2 posts |
| | Step 4 | BKTA36RBK | 36.25-in Round Aluminum Baluster Kit (20/box) – Charcoal Black | Substitute item for 42-in Rail Height Horizontal and Stair installations |
| Accessories | Accessory | WTHZACCYKIT | Mounting Hardware for Cut Rails – Horizontal – Classic White | Additional hardware for cut railing sections |
| | Accessory | WTSTACCYKIT | Mounting Hardware for Cut Rails – Stair – Classic White | Additional hardware for cut railing sections |
| | Accessory | WT22HGASK | 22.5 Degree Gasket Pack – Classic White | Gaskets for 22.5 degree angles |
| | Accessory | WT45RSBADAPK | 45 Degree Birdsmouth Gasket Pack (4x4 Post Sleeve) – Classic White | Gaskets and hardware for 45 degree angles |



PG-2

Select Earth Tones Decking: Pebble Grey
Transcend Railing: Charcoal Black composite posts and rails
 with round aluminum balusters in Charcoal Black

| | Railing Style Step | Trex Item # | Description | 1 required per section (unless otherwise noted) |
|-----------------------------------|--------------------|--------------|---|--|
| 6-ft x 36-in Horizontal Rail | Step 1 | BK040439APS | 4.45-in x 4.45-in x 40-in Post Sleeve – Charcoal Black (Fits over a 4x4 pressure treated post) | |
| | Step 2A | PBKSQCAP4X4 | 4.55-in x 4.55-in Post Sleeve Flat Cap – Charcoal Black | 1 required per post |
| | Step 2B | PBKSIRT4X4 | 4.55-in x 4.55-in Post Sleeve Skirt – Charcoal Black | 1 required per post |
| | Step 3A | BKCROWNTR06 | 67.5-in Crown Top Rail – Charcoal Black | |
| | Step 3B | BKUNIVTBR06 | 67.5-in Universal Top or Bottom Rail – Charcoal Black | |
| | Step 4 | BKTA30RBK | 30.25-in Round Aluminum Baluster Kit (20/box) – Charcoal Black | 15 balusters required per section |
| | Step 5 | BKRDHIK06 | 67.5-in Accessory Infill Kit for Round Balusters – Horizontal – Charcoal Black | |
| 6-ft x 36-in Stair Rail | Step 1 | BK0404108APS | 4.45-in x 4.45-in x 108-in Post Sleeve – Charcoal Black (Fits over a 4x4 pressure treated post) | 1 required for every 2 posts |
| | Step 2A | PBKSQCAP4X4 | 4.55-in x 4.55-in Post Sleeve Flat Cap – Charcoal Black | 1 required per post |
| | Step 2B | PBKSIRT4X4 | 4.55-in x 4.55-in Post Sleeve Skirt – Charcoal Black | 1 required per post |
| | Step 3A | BKCROWNTR06 | 67.5-in Crown Top Rail – Charcoal Black | |
| | Step 3B | BKUNIVTBR06 | 67.5-in Universal Top or Bottom Rail – Charcoal Black | |
| | Step 4 | BKTA30RBK | 30.25-in Round Aluminum Baluster Kit (20/box) – Charcoal Black | 12 balusters required per section |
| | Step 5 | BKRDSIK06 | 67.5-in Accessory Infill Kit for Round Balusters – Stair – Charcoal Black | |
| 8-ft x 36-in Horizontal Rail | Step 1 | BK040439APS | 4.45-in x 4.45-in x 40-in Post Sleeve – Charcoal Black (Fits over a 4x4 pressure treated post) | |
| | Step 2A | PBKSQCAP4X4 | 4.55-in x 4.55-in Post Sleeve Flat Cap – Charcoal Black | 1 required per post |
| | Step 2B | PBKSIRT4X4 | 4.55-in x 4.55-in Post Sleeve Skirt – Charcoal Black | 1 required per post |
| | Step 3A | BKCROWNTR08 | 91.5-in Crown Top Rail – Charcoal Black | |
| | Step 3B | BKUNIVTBR08 | 91.5-in Universal Top or Bottom Rail – Charcoal Black | |
| | Step 4 | BKTA30RBK | 30.25-in Round Aluminum Baluster Kit (20/box) – Charcoal Black | 20 balusters required per section |
| | Step 5 | BKRDHIK08 | 91.5-in Accessory Infill Kit for Round Balusters – Horizontal – Charcoal Black | |
| 8-ft x 36-in Stair Rail | Step 1 | BK0404108APS | 4.45-in x 4.45-in x 108-in Post Sleeve – Charcoal Black (Fits over a 4x4 pressure treated post) | 1 required for every 2 posts |
| | Step 2A | PBKSQCAP4X4 | 4.55-in x 4.55-in Post Sleeve Flat Cap – Charcoal Black | 1 required per post |
| | Step 2B | PBKSIRT4X4 | 4.55-in x 4.55-in Post Sleeve Skirt – Charcoal Black | 1 required per post |
| | Step 3A | BKCROWNTR08 | 91.5-in Crown Top Rail – Charcoal Black | |
| | Step 3B | BKUNIVTBR08 | 91.5-in Universal Top or Bottom Rail – Charcoal Black | |
| | Step 4 | BKTA30RBK | 30.25-in Round Aluminum Baluster Kit (20/box) – Charcoal Black | 16 balusters required per section |
| | Step 5 | BKRDSIK08 | 91.5-in Accessory Infill Kit for Round Balusters – Stair – Charcoal Black | |
| Accessories for 42-in Rail Height | Step 1 | BK0404108APS | 4.45-in x 4.45-in x 108-in Post Sleeve – Charcoal Black (Fits over a 4x4 pressure treated post) | Substitute item for 42-in Rail Height Horizontal and Stair installations; 1 required for every 2 posts |
| | Step 4 | BKTA36RBK | 36.25-in Round Aluminum Baluster Kit (20/box) – Charcoal Black | Substitute item for 42-in Rail Height Horizontal and Stair installations |
| Accessories | Accessory | BKHZACCYKIT | Mounting Hardware for Cut Rails – Horizontal – Charcoal Black | Additional hardware for cut railing sections |
| | Accessory | BKSTACCYKIT | Mounting Hardware for Cut Rails – Stair – Charcoal Black | Additional hardware for cut railing sections |
| | Accessory | BK22HGASK | 22.5 Degree Gasket Pack – Charcoal Black | Gaskets for 22.5 degree angles |
| | Accessory | BK45RSBADAPK | 45 Degree Birdsmouth Gasket Pack (4x4 Post Sleeve) – Charcoal Black | Gaskets and hardware for 45 degree angles |




PG-3

Select Earth Tones Decking: Pebble Grey
Signature Railing: Classic White composite posts with Classic White aluminum rails and square balusters

| | Railing Style Step | Trex Item # | Description | 1 required per section (unless otherwise noted) |
|-----------------------------------|---------------------|--------------|--|--|
| 6-ft x 36-in Horizontal Rail | Step 1 | WT040439APS | 4.45-in x 4.45-in x 40-in Post Sleeve – Classic White (Fits over a 4x4 pressure treated post) | |
| | Step 2A | PWTSQCAP4X4 | 4.55-in x 4.55-in Post Sleeve Flat Cap – Classic White | 1 required per post |
| | Step 2B | PWTSKIRT4X4 | 4.55-in x 4.55-in Post Sleeve Skirt – Classic White | 1 required per post |
| | Steps 3, 4 & 5 | WTAS0636HRK | 72-in x 36-in Signature Rail Kit w. Square Balusters – Horizontal – Classic White | |
| 6-ft x 36-in Stair Rail | Step 1 | WT0404108APS | 4.45-in x 4.45-in x 108-in Post Sleeve – Classic White (Fits over a 4x4 pressure treated post) | 1 required for every 2 posts |
| | Step 2A | PWTSQCAP4X4 | 4.55-in x 4.55-in Post Sleeve Flat Cap – Classic White | 1 required per post |
| | Step 2B | PWTSKIRT4X4 | 4.55-in x 4.55-in Post Sleeve Skirt – Classic White | 1 required per post |
| | Steps 3, 4 & 5 | WTAS0636SRK | 72-in x 36-in Signature Rail Kit w. Square Balusters – Stair – Classic White | |
| 8-ft x 36-in Horizontal Rail | Step 1 | WT040439APS | 4.45-in x 4.45-in x 40-in Post Sleeve – Classic White (Fits over a 4x4 pressure treated post) | |
| | Step 2A | PWTSQCAP4X4 | 4.55-in x 4.55-in Post Sleeve Flat Cap – Classic White | 1 required per post |
| | Step 2B | PWTSKIRT4X4 | 4.55-in x 4.55-in Post Sleeve Skirt – Classic White | 1 required per post |
| | Steps 3, 4 & 5 | WTAS0836HRK | 96-in x 36-in Signature Rail Kit w. Square Balusters – Horizontal – Classic White | |
| 8-ft x 36-in Stair Rail | Step 1 | WT0404108APS | 4.45-in x 4.45-in x 108-in Post Sleeve – Classic White (Fits over a 4x4 pressure treated post) | 1 required for every 2 posts |
| | Step 2A | PWTSQCAP4X4 | 4.55-in x 4.55-in Post Sleeve Flat Cap – Classic White | 1 required per post |
| | Step 2B | PWTSKIRT4X4 | 4.55-in x 4.55-in Post Sleeve Skirt – Classic White | 1 required per post |
| | Steps 3, 4 & 5 | WTAS0836SRK | 96-in x 36-in Signature Rail Kit w. Square Balusters – Stair – Classic White | |
| Accessories for 42-in Rail Height | Step 1 | WT0404108APS | 4.45-in x 4.45-in x 108-in Post Sleeve – Classic White (Fits over a 4x4 pressure treated post) | Substitute item for 42-in Rail Height Horizontal and Stair installations; 1 required for every 2 posts |
| | Steps 3, 4 & 5 6-ft | WTAS0642HRK | 72-in x 42-in Signature Rail Kit w. Square Balusters – Horizontal – Classic White | Substitute item for 42-in Rail Height Horizontal installations |
| | Steps 3, 4 & 5 6-ft | WTAS0642SRK | 72-in x 42-in Signature Rail Kit w. Square Balusters – Stair – Classic White | Substitute item for 42-in Rail Height Stair installations |
| | Steps 3, 4 & 5 8-ft | WTAS0842HRK | 96-in x 42-in Signature Rail Kit w. Square Balusters – Horizontal – Classic White | Substitute item for 42-in Rail Height Horizontal installations |
| | Steps 3, 4 & 5 8-ft | WTAS0842SRK | 96-in x 42-in Signature Rail Kit w. Square Balusters – Stair – Classic White | Substitute item for 42-in Rail Height Stair installations |
| Accessories | Accessory | WTFHBKTALPNL | Signature Tabless Fixed Bracket – Horizontal (4/pack) – Classic White | Additional hardware for cut railing sections |
| | Accessory | WTFSBKTAL | Signature Cut Kit – Fixed Bracket – Stair (4/pack) – Classic White | Additional hardware for cut railing sections |
| | Accessory | WTSWHBKTAL | Signature Swivel Bracket – Horizontal (2/pack) – Classic White | Additional hardware for cut angled railing sections |
| | Accessory | WTSWSBKTAL | Signature Swivel Bracket – Stair (2/pack) – Classic White | Additional hardware for cut angled railing sections |

SADDLE

Trex Select® Earth Tones



1 CHOOSE A BOARD PROFILE



Grooved edge

For use with our **hidden fasteners** to create a smooth, screw-free deck surface. See page 104.



RECOMMENDED



Square edge

Best for borders, stair risers and cocktail rail applications.

SELECT SADDLE DECK BOARD PROFILES

| | Dimensions | Item # (by the piece) | Description |
|---|--------------|--------------------------|---|
| 1-in x 6-in Decking, Square Edge | 1 x 6 x 12' | SD010612SS01 | .82-in x 5.5-in x 12-ft Square Select Saddle |
| | 1 x 6 x 16' | SD010616SS01 | .82-in x 5.5-in x 16-ft Square Select Saddle |
| | 1 x 6 x 20' | SD010620SS01 | .82-in x 5.5-in x 20-ft Square Select Saddle |
| 1-in x 6-in Decking, Grooved Edge | 1 x 6 x 12' | SD010612SG01 | .82-in x 5.5-in x 12-ft Grooved Select Saddle |
| | 1 x 6 x 16' | SD010616SG01 | .82-in x 5.5-in x 16-ft Grooved Select Saddle |
| | 1 x 6 x 20' | SD010620SG01 | .82-in x 5.5-in x 20-ft Grooved Select Saddle |
| Fascia | 1 x 8 x 12' | SD010812SS01 | .56-in x 7.25-in x 12-ft Select Fascia Saddle |
| | 1 x 12 x 12' | SD011212SS01 | .56-in x 11.375-in x 12-ft Select Fascia Saddle |

2 SELECT A RAILING LOOK



SS-1



SS-5



SS-3



SS-1

Select Earth Tones Decking: Saddle

Transcend Railing: Classic White composite posts and rails with Saddle cocktail rail and round aluminum balusters in Charcoal Black

| | Railing Style Step | Trex Item # | Description | 1 required per section (unless otherwise noted) |
|-----------------------------------|--------------------|---------------------|--|--|
| 6-ft x 36-in Horizontal Rail | Step 1 | WT040439APS | 4.45-in x 4.45-in x 40-in Post Sleeve – Classic White (Fits over a 4x4 pressure treated post) | |
| | Step 2B | PWTSKIRT4X4 | 4.55-in x 4.55-in Post Sleeve Skirt – Classic White | 1 required per post |
| | Step 3A | WTUNIVTBR06 | 67.5-in Universal Top or Bottom Rail – Classic White | |
| | Step 3A | Cocktail Rail Board | .82-in x 5.5-in x 12-ft Square Select Saddle | Deck board used on top of universal rail |
| | Step 3B | WTUNIVTBR06 | 67.5-in Universal Top or Bottom Rail – Classic White | |
| | Step 4 | BKTA30RBK | 30.25-in Round Aluminum Baluster Kit (20/box) – Charcoal Black | 15 balusters required per section |
| | Step 5 | WTRDHIK06 | 67.5-in Accessory Infill Kit for Round Aluminum Balusters – Horizontal – Classic White | Includes assembly hardware |
| 6-ft x 36-in Stair Rail | Step 1 | WT0404108APS | 4.45-in x 4.45-in x 108-in Post Sleeve – Classic White (Fits over a 4x4 pressure treated post) | 1 required for every 2 posts |
| | Step 2B | PWTSKIRT4X4 | 4.55-in x 4.55-in Post Sleeve Skirt – Classic White | 1 required per post |
| | Step 3A | WTUNIVTBR06 | 67.5-in Universal Top or Bottom Rail – Classic White | |
| | Step 3A | Cocktail Rail Board | .82-in x 5.5-in x 12-ft Square Select Saddle | Deck board used on top of universal rail |
| | Step 3B | WTUNIVTBR06 | 67.5-in Universal Top or Bottom Rail – Classic White | |
| | Step 4 | BKTA30RBK | 30.25-in Round Aluminum Baluster Kit (20/box) – Charcoal Black | 12 balusters required per section |
| | Step 5 | WTRDSIK06 | 67.5-in Accessory Infill Kit for Round Aluminum Balusters – Stair – Classic White | Includes assembly hardware |
| 8-ft x 36-in Horizontal Rail | Step 1 | WT040439APS | 4.45-in x 4.45-in x 40-in Post Sleeve – Classic White (Fits over a 4x4 pressure treated post) | |
| | Step 2B | PWTSKIRT4X4 | 4.55-in x 4.55-in Post Sleeve Skirt – Classic White | 1 required per post |
| | Step 3A | WTUNIVTBR08 | 91.5-in Universal Top or Bottom Rail – Classic White | |
| | Step 3A | Cocktail Rail Board | .82-in x 5.5-in x 16-ft Square Select Saddle | Deck board used on top of universal rail |
| | Step 3B | WTUNIVTBR08 | 91.5-in Universal Top or Bottom Rail – Classic White | |
| | Step 4 | BKTA30RBK | 30.25-in Round Aluminum Baluster Kit (20/box) – Charcoal Black | 20 balusters required per section |
| | Step 5 | WTRDHIK08 | 91.5-in Accessory Infill Kit for Round Aluminum Balusters – Horizontal – Classic White | Includes assembly hardware |
| 8-ft x 36-in Stair Rail | Step 1 | WT0404108APS | 4.45-in x 4.45-in x 108-in Post Sleeve – Classic White (Fits over a 4x4 pressure treated post) | 1 required for every 2 posts |
| | Step 2B | PWTSKIRT4X4 | 4.55-in x 4.55-in Post Sleeve Skirt – Classic White | 1 required per post |
| | Step 3A | WTUNIVTBR08 | 91.5-in Universal Top or Bottom Rail – Classic White | |
| | Step 3A | Cocktail Rail Board | .82-in x 5.5-in x 16-ft Square Select Saddle | Deck board used on top of universal rail |
| | Step 3B | WTUNIVTBR08 | 91.5-in Universal Top or Bottom Rail – Classic White | |
| | Step 4 | BKTA30RBK | 30.25-in Round Aluminum Baluster Kit (20/box) – Charcoal Black | 16 balusters required per section |
| | Step 5 | WTRDSIK08 | 91.5-in Accessory Infill Kit for Round Aluminum Balusters – Stair – Classic White | Includes assembly hardware |
| Accessories for 42-in Rail Height | Step 1 | WT0404108APS | 4.45-in x 4.45-in x 108-in Post Sleeve – Classic White (Fits over a 4x4 pressure treated post) | Substitute item for 42-in Rail Height Horizontal and Stair installations; 1 required for every 2 posts |
| | Step 4 | BKTA36RBK | 36.25-in Round Aluminum Baluster Kit (20/box) – Charcoal Black | Substitute item for 42-in Rail Height Horizontal and Stair installations |
| Accessories | Accessory | WTHZACCYKIT | Mounting Hardware for Cut Rails – Horizontal – Classic White | Additional hardware for cut railing sections |
| | Accessory | WTSTACCYKIT | Mounting Hardware for Cut Rails – Stair – Classic White | Additional hardware for cut railing sections |
| | Accessory | WT22HGASK | 22.5 Degree Gasket Pack – Classic White | Gaskets for 22.5 degree angles |
| | Accessory | WT45RSBADAPK | 45 Degree Birdsmouth Gasket Pack (4x4 Post Sleeve) – Classic White | Gaskets and hardware for 45 degree angles |




SS-5

Select Earth Tones Decking: Saddle

Select Railing: Classic White composite posts and rails with round aluminum balusters in Charcoal Black

| | Railing Style Step | Trex Item # | Description | 1 required per section (unless otherwise noted) |
|-----------------------------------|---------------------|--------------------|--|--|
| 6-ft x 36-in Horizontal Rail | Step 1 | WT040439APS | 4.45-in x 4.45-in x 40-in Post Sleeve – Classic White (Fits over a 4x4 pressure treated post) | |
| | Step 2A | PWTSQCAP4X4 | 4.55-in x 4.55-in Post Sleeve Flat Cap – Classic White | 1 required per post |
| | Step 2B | PWTSKIRT4X4 | 4.55-in x 4.55-in Post Sleeve Skirt – Classic White | 1 required per post |
| | Steps 3, 4 & 5 | WTRD0636HSELK | 67.5-in x 36-in Select Rail Kit w. Round Aluminum Balusters – Horizontal – Classic White | |
| 6-ft x 36-in Stair Rail | Step 1 | WT0404108APS | 4.45-in x 4.45-in x 108-in Post Sleeve – Classic White (Fits over a 4x4 pressure treated post) | 1 required for every 2 posts |
| | Step 2A | PWTSQCAP4X4 | 4.55-in x 4.55-in Post Sleeve Flat Cap – Classic White | 1 required per post |
| | Step 2B | PWTSKIRT4X4 | 4.55-in x 4.55-in Post Sleeve Skirt – Classic White | 1 required per post |
| | Steps 3, 4 & 5 | WTRD0636SSELK | 67.5-in x 36-in Select Rail Kit w. Round Aluminum Balusters – Stair – Classic White | |
| 8-ft x 36-in Horizontal Rail | Step 1 | WT040439APS | 4.45-in x 4.45-in x 40-in Post Sleeve – Classic White (Fits over a 4x4 pressure treated post) | |
| | Step 2A | PWTSQCAP4X4 | 4.55-in x 4.55-in Post Sleeve Flat Cap – Classic White | 1 required per post |
| | Step 2B | PWTSKIRT4X4 | 4.55-in x 4.55-in Post Sleeve Skirt – Classic White | 1 required per post |
| | Step 3 | SELALRAILSTIFFENER | Select 8-ft Aluminum Rail Stiffener (IRC) | Required for top rail |
| | Steps 3, 4 & 5 | WTRD0836HSELK | 91.5-in x 36-in Select Rail Kit w. Round Aluminum Balusters – Horizontal – Classic White | |
| 8-ft x 36-in Stair Rail | Step 1 | WT0404108APS | 4.45-in x 4.45-in x 108-in Post Sleeve – Classic White (Fits over a 4x4 pressure treated post) | 1 required for every 2 posts |
| | Step 2A | PWTSQCAP4X4 | 4.55-in x 4.55-in Post Sleeve Flat Cap – Classic White | 1 required per post |
| | Step 2B | PWTSKIRT4X4 | 4.55-in x 4.55-in Post Sleeve Skirt – Classic White | 1 required per post |
| | Step 3 | SELALRAILSTIFFENER | Select 8-ft Aluminum Rail Stiffener (IRC) | Required for top rail |
| | Steps 3, 4 & 5 | WTRD0836SSELK | 91.5-in x 36-in Select Rail Kit w. Round Aluminum Balusters – Stair – Classic White | |
| Accessories for 42-in Rail Height | Step 1 | WT0404108APS | 4.45-in x 4.45-in x 108-in Post Sleeve – Classic White (Fits over a 4x4 pressure treated post) | Substitute item for 42-in Rail Height Horizontal and Stair installations; 1 required for every 2 posts |
| | Steps 3, 4 & 5 6-ft | WTRD0642HSELK | 67.5-in x 42-in Select Rail Kit w. Round Aluminum Balusters – Horizontal – Classic White | Substitute item for 42-in Rail Height Horizontal installations |
| | Steps 3, 4 & 5 8-ft | WTRD0842HSELK | 91.5-in x 42-in Select Rail Kit w. Round Aluminum Balusters – Horizontal – Classic White | Substitute item for 42-in Rail Height Horizontal installations |
| | Steps 3, 4 & 5 8-ft | WTRD0842SSELK | 91.5-in x 42-in Select Rail Kit w. Round Aluminum Balusters – Stair – Classic White | Substitute item for 42-in Rail Height Stair installations |
| Accessories | Accessory | PBKENHZBKT | Mounting Hardware for Cut Rails – Horizontal – Black | |
| | Accessory | PBKENSTBKT | Mounting Hardware for Cut Rails – Stair – Black | |



SS-3

Select Earth Tones Decking: Saddle
Signature Railing: Charcoal Black aluminum posts, rails and square balusters


| | Railing Style Step | Trex Item # | Description | 1 required per section (unless otherwise noted) |
|-----------------------------------|---------------------|-----------------|---|--|
| 6-ft x 36-in Horizontal Rail | Step 1/2 | BKAL252537RCAP | 2.5-in x 2.5-in x 37-in Signature Post w. Cap & Skirt – Horizontal – Charcoal Black | |
| | Steps 3, 4 & 5 | BKAS0636HRK | 72-in x 36-in Signature Rail Kit w. Square Balusters – Horizontal – Charcoal Black | |
| 6-ft x 36-in Stair Rail | Step 1/2 | BKAL252553RCAP | 2.5-in x 2.5-in x 53-in Signature Post w. Cap & Skirt – Stair – Charcoal Black | |
| | Steps 3, 4 & 5 | BKAS0636SRK | 72-in x 36-in Signature Rail Kit w. Square Balusters – Stair – Charcoal Black | |
| 8-ft x 36-in Horizontal Rail | Step 1/2 | BKAL252537RCAP | 2.5-in x 2.5-in x 37-in Signature Post w. Cap & Skirt – Horizontal – Charcoal Black | |
| | Steps 3, 4 & 5 | BKAS0836HRK | 96-in x 36-in Signature Rail Kit w. Square Balusters – Horizontal – Charcoal Black | |
| 8-ft x 36-in Stair Rail | Step 1/2 | BKAL252553RCAP | 2.5-in x 2.5-in x 53-in Signature Post w. Cap & Skirt – Stair – Charcoal Black | |
| | Steps 3, 4 & 5 | BKAS0836SRK | 96-in x 36-in Signature Rail Kit w. Square Balusters – Stair – Charcoal Black | |
| Accessories for 42-in Rail Height | Step 1/2 | BKAL252543RCAP | 2.5-in x 2.5-in x 43-in Signature Post w. Cap & Skirt – Horizontal – Charcoal Black | Substitute item for 42-in Rail Height Horizontal installations |
| | Step 1/2 | BKAL252542RCCP | 2.5-in x 2.5-in x 42-in Signature Crossover Post – Charcoal Black | Substitute item for 42-in Rail Height Horizontal installations (Crossover style) |
| | Steps 3, 4 & 5 6-ft | BKAS0642HRK | 72-in x 42-in Signature Rail Kit w. Square Balusters – Horizontal – Charcoal Black | Substitute item for 42-in Rail Height Horizontal installations |
| | Steps 3, 4 & 5 6-ft | BKAS0642SRK | 72-in x 42-in Signature Rail Kit w. Square Balusters – Stair – Charcoal Black | Substitute item for 42-in Rail Height Stair installations |
| | Steps 3, 4 & 5 8-ft | BKAS0842HRK | 96-in x 42-in Signature Rail Kit w. Square Balusters – Horizontal – Charcoal Black | Substitute item for 42-in Rail Height Horizontal installations |
| | Steps 3, 4 & 5 8-ft | BKAS0842SRK | 96-in x 42-in Signature Rail Kit w. Square Balusters – Stair – Charcoal Black | Substitute item for 42-in Rail Height Stair installations |
| Accessories | Accessory | ALPOSTHWDECK | Aluminum Plate and Hardware (For use with 2.5-in Aluminum Post and 2.5-in Aluminum Crossover Post only) | 1 required per post |
| | Accessory | BKFHBKTALPNL | Signature Tableless Fixed Bracket – Horizontal (4/pack) – Charcoal Black | Additional hardware for cut railing sections |
| | Accessory | BKFSBKTAL | Signature Cut Kit – Fixed Bracket – Stair (4/pack) – Charcoal Black | Additional hardware for cut railing sections |
| | Accessory | BKSWHBKTAL | Signature Swivel Bracket – Horizontal (2/pack) – Charcoal Black | Additional hardware for cut angled railing sections |
| | Accessory | BKSWSBKTAL | Signature Swivel Bracket – Stair (2/pack) – Charcoal Black | Additional hardware for cut angled railing sections |
| | Accessory | BK25RCSWSCBKTAL | Signature 2.5-in Swivel Crossover Bracket – Stair (1/pack) – Charcoal Black | |
| | Accessory | BKAL252536RCCP | 2.5-in x 2.5-in x 36-in Signature Crossover Post – Charcoal Black | |
| | Accessory | BKCPDSWBKTAL | Compound Swivel Bracket (2/pack) – Top & Bottom – Charcoal Black | |

FOGGY WHARF

Trex Enhance® Naturals



1 CHOOSE A BOARD PROFILE




Grooved edge

For use with our **hidden fasteners** to create a smooth, screw-free deck surface. See page 104.



RECOMMENDED



Square edge

Best for borders and stair risers.

FOGGY WHARF DECK BOARD PROFILES

| | Dimensions | Item # (by the piece) | Description |
|---|--------------|--------------------------|--|
| 1-in x 6-in Decking, Square Edge | 1 x 6 x 12' | FW010612E2S01 | .94-in x 5.5-in x 12-ft Square Enhance Naturals Foggy Wharf |
| | 1 x 6 x 16' | FW010616E2S01 | .94-in x 5.5-in x 16-ft Square Enhance Naturals Foggy Wharf |
| | 1 x 6 x 20' | FW010620E2S01 | .94-in x 5.5-in x 20-ft Square Enhance Naturals Foggy Wharf |
| 1-in x 6-in Decking, Grooved Edge | 1 x 6 x 12' | FW010612E2G01 | .94-in x 5.5-in x 12-ft Grooved Enhance Naturals Foggy Wharf |
| | 1 x 6 x 16' | FW010616E2G01 | .94-in x 5.5-in x 16-ft Grooved Enhance Naturals Foggy Wharf |
| | 1 x 6 x 20' | FW010620E2G01 | .94-in x 5.5-in x 20-ft Grooved Enhance Naturals Foggy Wharf |
| Fascia | 1 x 8 x 12' | FW010812E2S01 | .56-in x 7.25-in x 12-ft Enhance Naturals Fascia Foggy Wharf |
| | 1 x 12 x 12' | FW011212E2S01 | .56-in x 11.375-in x 12-ft Enhance Naturals Fascia Foggy Wharf |

2 SELECT A RAILING LOOK




FW-1



FW-2



FW-3



FW-1

**Enhance Naturals Decking: Foggy Wharf
Transcend Railing: Charcoal Black composite posts,
rails and square balusters**

| | Railing Style Step | Trex Item # | Description | 1 required per section (unless otherwise noted) |
|-----------------------------------|--------------------|---------------|--|--|
| 6-ft x 36-in Horizontal Rail | Step 1 | BK040439APS | 4.45-in x 4.45-in x 40-in Post Sleeve – Charcoal Black (Fits over a 4x4 pressure treated post) | |
| | Step 2A | PBKSQCAP4X4 | 4.55-in x 4.55-in Post Sleeve Flat Cap – Charcoal Black | 1 required per post |
| | Step 2B | PBKSKIRT4X4 | 4.55-in x 4.55-in Post Sleeve Skirt – Charcoal Black | 1 required per post |
| | Step 3A | BKCROWNTR06 | 67.5-in Crown Top Rail – Charcoal Black | |
| | Step 3B | BKUNIVTBR06 | 67.5-in Universal Top or Bottom Rail – Charcoal Black | |
| | Step 4 | BK020230SBK | 30.375-in Square Baluster Kit (16/box) – Charcoal Black | 13 balusters required per section |
| | Step 5 | BKSQHIK06 | 67.5-in Accessory Infill Kit for Square Balusters – Horizontal – Charcoal Black | |
| 6-ft x 36-in Stair Rail | Step 1 | BK0404108APS | 4.45-in x 4.45-in x 108-in Post Sleeve – Charcoal Black (Fits over a 4x4 pressure treated post) | 1 required for every 2 posts |
| | Step 2A | PBKSQCAP4X4 | 4.55-in x 4.55-in Post Sleeve Flat Cap – Charcoal Black | 1 required per post |
| | Step 2B | PBKSKIRT4X4 | 4.55-in x 4.55-in Post Sleeve Skirt – Charcoal Black | 1 required per post |
| | Step 3A | BKCROWNTR06 | 67.5-in Crown Top Rail – Charcoal Black | |
| | Step 3B | BKUNIVTBR06 | 67.5-in Universal Top or Bottom Rail – Charcoal Black | |
| | Step 4 | BK020230SBK | 30.375-in Square Baluster Kit (16/box) – Charcoal Black | 11 balusters required per section |
| | Step 5 | BKSQSIK06 | 67.5-in Accessory Infill Kit for Square Balusters – Stair – Charcoal Black | |
| 8-ft x 36-in Horizontal Rail | Step 1 | BK040439APS | 4.45-in x 4.45-in x 40-in Post Sleeve – Charcoal Black (Fits over a 4x4 pressure treated post) | |
| | Step 2A | PBKSQCAP4X4 | 4.55-in x 4.55-in Post Sleeve Flat Cap – Charcoal Black | 1 required per post |
| | Step 2B | PBKSKIRT4X4 | 4.55-in x 4.55-in Post Sleeve Skirt – Charcoal Black | 1 required per post |
| | Step 3A | BKCROWNTR08 | 91.5-in Crown Top Rail – Charcoal Black | |
| | Step 3B | BKUNIVTBR08 | 91.5-in Universal Top or Bottom Rail – Charcoal Black | |
| | Step 4 | BK020230SBK | 30.375-in Square Baluster Kit (16/box) – Charcoal Black | 18 balusters required per section |
| | Step 5 | BKSQHIK08 | 91.5-in Accessory Infill Kit for Square Balusters – Horizontal – Charcoal Black | |
| 8-ft x 36-in Stair Rail | Step 1 | BK0404108APS | 4.45-in x 4.45-in x 108-in Post Sleeve – Charcoal Black (Fits over a 4x4 pressure treated post) | 1 required for every 2 posts |
| | Step 2A | PBKSQCAP4X4 | 4.55-in x 4.55-in Post Sleeve Flat Cap – Charcoal Black | 1 required per post |
| | Step 2B | PBKSKIRT4X4 | 4.55-in x 4.55-in Post Sleeve Skirt – Charcoal Black | 1 required per post |
| | Step 3A | BKCROWNTR08 | 91.5-in Crown Top Rail – Charcoal Black | |
| | Step 3B | BKUNIVTBR08 | 91.5-in Universal Top or Bottom Rail – Charcoal Black | |
| | Step 4 | BK020230SBK | 30.375-in Square Baluster Kit (16/box) – Charcoal Black | 15 balusters required per section |
| | Step 5 | BKSQSIK08 | 91.5-in Accessory Infill Kit for Square Balusters – Stair – Charcoal Black | |
| Accessories for 42-in Rail Height | Step 1 | BK0404108APS | 4.45-in x 4.45-in x 108-in Post Sleeve – Charcoal Black (Fits over a 4x4 pressure treated post) | Substitute item for 42-in Rail Height Horizontal and Stair installations; 1 required for every 2 posts |
| | Step 4 | BK020236SBK | 36.375-in Square Baluster Kit (16/box) – Charcoal Black (108-in Post Sleeve required for assembly) | Substitute item for 42-in Rail Height Horizontal and Stair installations |
| Accessories | Accessory | BKHZACCYKIT | Mounting Hardware for Cut Rails – Horizontal – Charcoal Black | Additional hardware for cut railing sections |
| | Accessory | BKSTACCYKIT | Mounting Hardware for Cut Rails – Stair – Charcoal Black | Additional hardware for cut railing sections |
| | Accessory | BK22HGASK | 22.5 Degree Gasket Pack – Charcoal Black | Gaskets for 22.5 degree angles |
| | Accessory | BK45RSBADAPK | 45 Degree Birdsmouth Gasket Pack (4x4 Post Sleeve) – Charcoal Black | Gaskets and hardware for 45 degree angles |
| | Accessory | ALPOSTMOUNT36 | 36-in Aluminum IRC – Compliant Surface Mount Post | |
| | Accessory | ALPOSTHWDECK | Surface Mount Post Mounting Hardware | |



FW-2

Enhance Naturals Decking: Foggy Wharf
Transcend Railing: Classic White composite posts,
 rails and square balusters

| | Railing Style Step | Trex Item # | Description | 1 required per section (unless otherwise noted) |
|-----------------------------------|---------------------|--------------|--|--|
| 6-ft x 36-in Horizontal Rail | Step 1 | WT040439APS | 4.45-in x 4.45-in x 40-in Post Sleeve – Classic White (Fits over a 4x4 pressure treated post) | |
| | Step 2A | PWTSQCAP4X4 | 4.55-in x 4.55-in Post Sleeve Flat Cap – Classic White | 1 required per post |
| | Step 2B | PWTSKIRT4X4 | 4.55-in x 4.55-in Post Sleeve Skirt – Classic White | 1 required per post |
| | Steps 3, 4 & 5 | WT0636HRK | 67.5-in x 36-in Transcend Rail Kit w. Square Balusters – Horizontal – Classic White | |
| 6-ft x 36-in Stair Rail | Step 1 | WT0404108APS | 4.45-in x 4.45-in x 108-in Post Sleeve – Classic White (Fits over a 4x4 pressure treated post) | 1 required for every 2 posts |
| | Step 2A | PWTSQCAP4X4 | 4.55-in x 4.55-in Post Sleeve Flat Cap – Classic White | 1 required per post |
| | Step 2B | PWTSKIRT4X4 | 4.55-in x 4.55-in Post Sleeve Skirt – Classic White | 1 required per post |
| | Steps 3, 4 & 5 | WT0636SRK | 67.5-in x 36-in Transcend Rail Kit w. Square Balusters – Stair – Classic White | |
| 8-ft x 36-in Horizontal Rail | Step 1 | WT040439APS | 4.45-in x 4.45-in x 40-in Post Sleeve – Classic White (Fits over a 4x4 pressure treated post) | |
| | Step 2A | PWTSQCAP4X4 | 4.55-in x 4.55-in Post Sleeve Flat Cap – Classic White | 1 required per post |
| | Step 2B | PWTSKIRT4X4 | 4.55-in x 4.55-in Post Sleeve Skirt – Classic White | 1 required per post |
| | Steps 3, 4 & 5 | WT0836HRK | 91.5-in x 36-in Transcend Rail Kit w. Square Balusters – Horizontal – Classic White | |
| 8-ft x 36-in Stair Rail | Step 1 | WT0404108APS | 4.45-in x 4.45-in x 108-in Post Sleeve – Classic White (Fits over a 4x4 pressure treated post) | 1 required for every 2 posts |
| | Step 2A | PWTSQCAP4X4 | 4.55-in x 4.55-in Post Sleeve Flat Cap – Classic White | 1 required per post |
| | Step 2B | PWTSKIRT4X4 | 4.55-in x 4.55-in Post Sleeve Skirt – Classic White | 1 required per post |
| | Steps 3, 4 & 5 | WT0836SRK | 91.5-in x 36-in Transcend Rail Kit w. Square Balusters – Stair – Classic White | |
| Accessories for 42-in Rail Height | Step 1 | WT0404108APS | 4.45-in x 4.45-in x 108-in Post Sleeve – Classic White (Fits over a 4x4 pressure treated post) | Substitute item for 42-in Rail Height Horizontal and Stair installations; 1 required for every 2 posts |
| | Steps 3, 4 & 5 6-ft | WT0642HRK | 67.5-in x 42-in Transcend Rail Kit w. Square Balusters – Horizontal – Classic White | Substitute item for 42-in Rail Height Horizontal installations |
| | Steps 3, 4 & 5 8-ft | WT0842HRK | 91.5-in x 42-in Transcend Rail Kit w. Square Balusters – Horizontal – Classic White | Substitute item for 42-in Rail Height Horizontal installations |
| | Steps 3, 4 & 5 8-ft | WT0842SRK | 91.5-in x 42-in Transcend Rail Kit w. Square Balusters – Stair – Classic White | Substitute item for 42-in Rail Height Stair installations |
| Accessories | Accessory | WTHZACCYKIT | Mounting Hardware for Cut Rails – Horizontal – Classic White | Additional hardware for cut railing sections |
| | Accessory | WTSTACCYKIT | Mounting Hardware for Cut Rails – Stair – Classic White | Additional hardware for cut railing sections |
| | Accessory | WT22HGASK | 22.5 Degree Gasket Pack – Classic White | Gaskets for 22.5 degree angles |
| | Accessory | WT45RSBADAPK | 45 Degree Birdsmouth Gasket Pack (4x4 Post Sleeve) – Classic White | Gaskets and hardware for 45 degree angles |



FW-3

Enhance Naturals Decking: Foggy Wharf
Select Railing: Classic White composite posts and rails with round aluminum balusters in Charcoal Black

| | Railing Style Step | Trex Item # | Description | 1 required per section (unless otherwise noted) |
|--|---------------------|--------------------|--|--|
| 6-ft x 36-in Horizontal Rail | Step 1 | WT040439APS | 4.45-in x 4.45-in x 40-in Post Sleeve – Classic White (Fits over a 4x4 pressure treated post) | |
| | Step 2A | PWTSQCAP4X4 | 4.55-in x 4.55-in Post Sleeve Flat Cap – Classic White | 1 required per post |
| | Step 2B | PWTSKIRT4X4 | 4.55-in x 4.55-in Post Sleeve Skirt – Classic White | 1 required per post |
| | Steps 3, 4 & 5 | WTRD0636HSELK | 67.5-in x 36-in Select Rail Kit w. Round Aluminum Balusters – Horizontal – Classic White | |
| 6-ft x 36-in Stair Rail | Step 1 | WT0404108APS | 4.45-in x 4.45-in x 108-in Post Sleeve – Classic White (Fits over a 4x4 pressure treated post) | 1 required for every 2 posts |
| | Step 2A | PWTSQCAP4X4 | 4.55-in x 4.55-in Post Sleeve Flat Cap – Classic White | 1 required per post |
| | Step 2B | PWTSKIRT4X4 | 4.55-in x 4.55-in Post Sleeve Skirt – Classic White | 1 required per post |
| | Steps 3, 4 & 5 | WTRD0636SSELK | 67.5-in x 36-in Select Rail Kit w. Round Aluminum Balusters – Stair – Classic White | |
| 8-ft x 36-in Horizontal Rail | Step 1 | WT040439APS | 4.45-in x 4.45-in x 40-in Post Sleeve – Classic White (Fits over a 4x4 pressure treated post) | |
| | Step 2A | PWTSQCAP4X4 | 4.55-in x 4.55-in Post Sleeve Flat Cap – Classic White | 1 required per post |
| | Step 2B | PWTSKIRT4X4 | 4.55-in x 4.55-in Post Sleeve Skirt – Classic White | 1 required per post |
| | Step 3 | SELALRAILSTIFFENER | Select 8-ft Aluminum Rail Stiffener (IRC) | Required for top rail |
| | Steps 3, 4 & 5 | WTRD0836HSELK | 91.5-in x 36-in Select Rail Kit w. Round Aluminum Balusters – Horizontal – Classic White | |
| 8-ft x 36-in Stair Rail | Step 1 | WT0404108APS | 4.45-in x 4.45-in x 108-in Post Sleeve – Classic White (Fits over a 4x4 pressure treated post) | 1 required for every 2 posts |
| | Step 2A | PWTSQCAP4X4 | 4.55-in x 4.55-in Post Sleeve Flat Cap – Classic White | 1 required per post |
| | Step 2B | PWTSKIRT4X4 | 4.55-in x 4.55-in Post Sleeve Skirt – Classic White | 1 required per post |
| | Step 3 | SELALRAILSTIFFENER | Select 8-ft Aluminum Rail Stiffener (IRC) | Required for top rail |
| | Steps 3, 4 & 5 | WTRD0836SSELK | 91.5-in x 36-in Select Rail Kit w. Round Aluminum Balusters – Stair – Classic White | |
| Accessories for 42-in Rail Height | Step 1 | WT0404108APS | 4.45-in x 4.45-in x 108-in Post Sleeve – Classic White (Fits over a 4x4 pressure treated post) | Substitute item for 42-in Rail Height Horizontal and Stair installations; 1 required for every 2 posts |
| | Steps 3, 4 & 5 6-ft | WTRD0642HSELK | 67.5-in x 42-in Select Rail Kit w. Round Aluminum Balusters – Horizontal – Classic White | Substitute item for 42-in Rail Height Horizontal installations |
| | Steps 3, 4 & 5 8-ft | WTRD0842HSELK | 91.5-in x 42-in Select Rail Kit w. Round Aluminum Balusters – Horizontal – Classic White | Substitute item for 42-in Rail Height Horizontal installations |
| | Steps 3, 4 & 5 8-ft | WTRD0842SSELK | 91.5-in x 42-in Select Rail Kit w. Round Aluminum Balusters – Stair – Classic White | Substitute item for 42-in Rail Height Stair installations |
| Accessories | Accessory | PBKENHZBKT | Mounting Hardware for Cut Rails – Horizontal – Black | |
| | Accessory | PBKENSTBKT | Mounting Hardware for Cut Rails – Stair – Black | |

ROCKY HARBOR

Trex Enhance® Naturals



SEE ROCKY HARBOR
ON-SHELF OPTIONS
ON PAGES 16-19
Available in select stores

1 CHOOSE A BOARD PROFILE



Grooved edge

For use with our **hidden fasteners** to create a smooth, screw-free deck surface. See page 104.



RECOMMENDED



Square edge

Best for borders and stair risers.

ROCKY HARBOR DECK BOARD PROFILES

| | Dimensions | Item # (by the piece) | Description |
|---|--------------|--------------------------|---|
| 1-in x 6-in Decking, Square Edge | 1 x 6 x 12' | RH010612E2S01 | .94-in x 5.5-in x 12-ft Square Enhance Naturals Rocky Harbor |
| | 1 x 6 x 16' | RH010616E2S01 | .94-in x 5.5-in x 16-ft Square Enhance Naturals Rocky Harbor |
| | 1 x 6 x 20' | RH010620E2S01 | .94-in x 5.5-in x 20-ft Square Enhance Naturals Rocky Harbor |
| 1-in x 6-in Decking, Grooved Edge | 1 x 6 x 12' | RH010612E2G01 | .94-in x 5.5-in x 12-ft Grooved Enhance Naturals Rocky Harbor |
| | 1 x 6 x 16' | RH010616E2G01 | .94-in x 5.5-in x 16-ft Grooved Enhance Naturals Rocky Harbor |
| | 1 x 6 x 20' | RH010620E2G01 | .94-in x 5.5-in x 20-ft Grooved Enhance Naturals Rocky Harbor |
| Fascia | 1 x 8 x 12' | RH010812E2S01 | .56-in x 7.25-in x 12-ft Enhance Naturals Fascia Rocky Harbor |
| | 1 x 12 x 12' | RH011212E2S01 | .56-in x 11.375-in x 12-ft Enhance Naturals Fascia Rocky Harbor |

2 SELECT A RAILING LOOK



RH-1



RH-2



RH-3



RH-1

Enhance Naturals Decking: Rocky Harbor
Transcend Railing: Classic White composite posts and Vintage Lantern rails with round aluminum balusters in Charcoal Black

| | Railing Style Step | Trex Item # | Description | 1 required per section (unless otherwise noted) |
|-----------------------------------|--------------------|--------------|--|--|
| 6-ft x 36-in Horizontal Rail | Step 1 | WT040439APS | 4.45-in x 4.45-in x 40-in Post Sleeve – Classic White (Fits over a 4x4 pressure treated post) | |
| | Step 2A | PWTSQCAP4X4 | 4.55-in x 4.55-in Post Sleeve Flat Cap – Classic White | 1 required per post |
| | Step 2B | PWTSKIRT4X4 | 4.55-in x 4.55-in Post Sleeve Skirt – Classic White | 1 required per post |
| | Step 3A | VLCROWNTR06 | 67.5-in Crown Top Rail – Vintage Lantern | |
| | Step 3B | VLUNIVTBRO6 | 67.5-in Universal Top or Bottom Rail – Vintage Lantern | |
| | Step 4 | BKTA30RBK | 30.25-in Round Aluminum Baluster Kit (20/box) – Charcoal Black | 15 balusters required per section |
| | Step 5 | VLRDHIK06 | 67.5-in Accessory Infill Kit for Round Balusters – Horizontal – Vintage Lantern | |
| 6-ft x 36-in Stair Rail | Step 1 | WT0404108APS | 4.45-in x 4.45-in x 108-in Post Sleeve – Classic White (Fits over a 4x4 pressure treated post) | 1 required for every 2 posts |
| | Step 2A | PWTSQCAP4X4 | 4.55-in x 4.55-in Post Sleeve Flat Cap – Classic White | 1 required per post |
| | Step 2B | PWTSKIRT4X4 | 4.55-in x 4.55-in Post Sleeve Skirt – Classic White | 1 required per post |
| | Step 3A | VLCROWNTR06 | 67.5-in Crown Top Rail – Vintage Lantern | |
| | Step 3B | VLUNIVTBRO6 | 67.5-in Universal Top or Bottom Rail – Vintage Lantern | |
| | Step 4 | BKTA30RBK | 30.25-in Round Aluminum Baluster Kit (20/box) – Charcoal Black | 12 balusters required per section |
| | Step 5 | VLRDSIK06 | 67.5-in Accessory Infill Kit for Round Balusters – Stair – Vintage Lantern | |
| 8-ft x 36-in Horizontal Rail | Step 1 | WT040439APS | 4.45-in x 4.45-in x 40-in Post Sleeve – Classic White (Fits over a 4x4 pressure treated post) | |
| | Step 2A | PWTSQCAP4X4 | 4.55-in x 4.55-in Post Sleeve Flat Cap – Classic White | 1 required per post |
| | Step 2B | PWTSKIRT4X4 | 4.55-in x 4.55-in Post Sleeve Skirt – Classic White | 1 required per post |
| | Step 3A | VLCROWNTR08 | 91.5-in Crown Top Rail – Vintage Lantern | |
| | Step 3B | VLUNIVTBRO8 | 91.5-in Universal Top or Bottom Rail – Vintage Lantern | |
| | Step 4 | BKTA30RBK | 30.25-in Round Aluminum Baluster Kit (20/box) – Charcoal Black | 20 balusters required per section |
| | Step 5 | VLRDHIK08 | 91.5-in Accessory Infill Kit for Round Balusters – Horizontal – Vintage Lantern | |
| 8-ft x 36-in Stair Rail | Step 1 | WT0404108APS | 4.45-in x 4.45-in x 108-in Post Sleeve – Classic White (Fits over a 4x4 pressure treated post) | 1 required for every 2 posts |
| | Step 2A | PWTSQCAP4X4 | 4.55-in x 4.55-in Post Sleeve Flat Cap – Classic White | 1 required per post |
| | Step 2B | PWTSKIRT4X4 | 4.55-in x 4.55-in Post Sleeve Skirt – Classic White | 1 required per post |
| | Step 3A | VLCROWNTR08 | 91.5-in Crown Top Rail – Vintage Lantern | |
| | Step 3B | VLUNIVTBRO8 | 91.5-in Universal Top or Bottom Rail – Vintage Lantern | |
| | Step 4 | BKTA30RBK | 30.25-in Round Aluminum Baluster Kit (20/box) – Charcoal Black | 16 balusters required per section |
| | Step 5 | VLRDSIK08 | 91.5-in Accessory Infill Kit for Round Balusters – Stair – Vintage Lantern | |
| Accessories for 42-in Rail Height | Step 1 | WT0404108APS | 4.45-in x 4.45-in x 108-in Post Sleeve – Classic White (Fits over a 4x4 pressure treated post) | Substitute item for 42-in Rail Height Horizontal and Stair installations; 1 required for every 2 posts |
| | Step 4 | BKTA36RBK | 36.25-in Round Aluminum Baluster Kit (20/box) – Charcoal Black | Substitute item for 42-in Rail Height Horizontal and Stair installations |
| Accessories | Accessory | VLHZACCYKIT | Mounting Hardware for Cut Rails – Horizontal – Vintage Lantern | Additional hardware for cut railing sections |
| | Accessory | VLSTACCYKIT | Mounting Hardware for Cut Rails – Stair – Vintage Lantern | Additional hardware for cut railing sections |
| | Accessory | VL22HGASK | 22.5 Degree Gasket Pack – Vintage Lantern | Gaskets for 22.5 degree angles |
| | Accessory | VL45RSBADAPK | 45 Degree Birdsmouth Gasket Pack (4x4 Post Sleeve) – Vintage Lantern | Gaskets and hardware for 45 degree angles |



RH-2

Enhance Naturals Decking: Rocky Harbor
Select Railing: Classic White composite posts and rails with round aluminum balusters in Charcoal Black

| | Railing Style Step | Trex Item # | Description | 1 required per section (unless otherwise noted) |
|-----------------------------------|---------------------|--------------------|--|--|
| 6-ft x 36-in Horizontal Rail | Step 1 | WT040439APS | 4.45-in x 4.45-in x 40-in Post Sleeve – Classic White (Fits over a 4x4 pressure treated post) | |
| | Step 2A | PWTSQCAP4X4 | 4.55-in x 4.55-in Post Sleeve Flat Cap – Classic White | 1 required per post |
| | Step 2B | PWTSKIRT4X4 | 4.55-in x 4.55-in Post Sleeve Skirt – Classic White | 1 required per post |
| | Steps 3, 4 & 5 | WTRD0636HSELK | 67.5-in x 36-in Select Rail Kit w. Round Aluminum Balusters – Horizontal – Classic White | |
| 6-ft x 36-in Stair Rail | Step 1 | WT0404108APS | 4.45-in x 4.45-in x 108-in Post Sleeve – Classic White (Fits over a 4x4 pressure treated post) | 1 required for every 2 posts |
| | Step 2A | PWTSQCAP4X4 | 4.55-in x 4.55-in Post Sleeve Flat Cap – Classic White | 1 required per post |
| | Step 2B | PWTSKIRT4X4 | 4.55-in x 4.55-in Post Sleeve Skirt – Classic White | 1 required per post |
| | Steps 3, 4 & 5 | WTRD0636SSELK | 67.5-in x 36-in Select Rail Kit w. Round Aluminum Balusters – Stair – Classic White | |
| 8-ft x 36-in Horizontal Rail | Step 1 | WT040439APS | 4.45-in x 4.45-in x 40-in Post Sleeve – Classic White (Fits over a 4x4 pressure treated post) | |
| | Step 2A | PWTSQCAP4X4 | 4.55-in x 4.55-in Post Sleeve Flat Cap – Classic White | 1 required per post |
| | Step 2B | PWTSKIRT4X4 | 4.55-in x 4.55-in Post Sleeve Skirt – Classic White | 1 required per post |
| | Step 3 | SELALRAILSTIFFENER | Select 8-ft Aluminum Rail Stiffener (IRC) | Required for top rail |
| | Steps 3, 4 & 5 | WTRD0836HSELK | 91.5-in x 36-in Select Rail Kit w. Round Aluminum Balusters – Horizontal – Classic White | |
| 8-ft x 36-in Stair Rail | Step 1 | WT0404108APS | 4.45-in x 4.45-in x 108-in Post Sleeve – Classic White (Fits over a 4x4 pressure treated post) | 1 required for every 2 posts |
| | Step 2A | PWTSQCAP4X4 | 4.55-in x 4.55-in Post Sleeve Flat Cap – Classic White | 1 required per post |
| | Step 2B | PWTSKIRT4X4 | 4.55-in x 4.55-in Post Sleeve Skirt – Classic White | 1 required per post |
| | Step 3 | SELALRAILSTIFFENER | Select 8-ft Aluminum Rail Stiffener (IRC) | Required for top rail |
| | Steps 3, 4 & 5 | WTRD0836SSELK | 91.5-in x 36-in Select Rail Kit w. Round Aluminum Balusters – Stair – Classic White | |
| Accessories for 42-in Rail Height | Step 1 | WT0404108APS | 4.45-in x 4.45-in x 108-in Post Sleeve – Classic White (Fits over a 4x4 pressure treated post) | Substitute item for 42-in Rail Height Horizontal and Stair installations; 1 required for every 2 posts |
| | Steps 3, 4 & 5 6-ft | WTRD0642HSELK | 67.5-in x 42-in Select Rail Kit w. Round Aluminum Balusters – Horizontal – Classic White | Substitute item for 42-in Rail Height Horizontal installations |
| | Steps 3, 4 & 5 8-ft | WTRD0842HSELK | 91.5-in x 42-in Select Rail Kit w. Round Aluminum Balusters – Horizontal – Classic White | Substitute item for 42-in Rail Height Horizontal installations |
| | Steps 3, 4 & 5 8-ft | WTRD0842SSELK | 91.5-in x 42-in Select Rail Kit w. Round Aluminum Balusters – Stair – Classic White | Substitute item for 42-in Rail Height Stair installations |
| Accessories | Accessory | PBKENHZBKT | Mounting Hardware for Cut Rails – Horizontal – Black | |
| | Accessory | PBKENSTBKT | Mounting Hardware for Cut Rails – Stair – Black | |




RH-3

Enhance Naturals Decking: Rocky Harbor
Transcend Railing: Charcoal Black composite posts and rails
 with round aluminum balusters in Charcoal Black

| | Railing Style Step | Trex Item # | Description | 1 required per section (unless otherwise noted) |
|-----------------------------------|--------------------|---------------|---|--|
| 6-ft x 36-in Horizontal Rail | Step 1 | BK040439APS | 4.45-in x 4.45-in x 40-in Post Sleeve – Charcoal Black (Fits over a 4x4 pressure treated post) | |
| | Step 2A | PBKSQCAP4X4 | 4.55-in x 4.55-in Post Sleeve Flat Cap – Charcoal Black | 1 required per post |
| | Step 2B | PBKSIRT4X4 | 4.55-in x 4.55-in Post Sleeve Skirt – Charcoal Black | 1 required per post |
| | Step 3A | BKCROWNTR06 | 67.5-in Crown Top Rail – Charcoal Black | |
| | Step 3B | BKUNIVTBRO6 | 67.5-in Universal Top or Bottom Rail – Charcoal Black | |
| | Step 4 | BKTA30RBK | 30.25-in Round Aluminum Baluster Kit (20/box) – Charcoal Black | 15 balusters required per section |
| | Step 5 | BKRDHIK06 | 67.5-in Accessory Infill Kit for Round Balusters – Horizontal – Charcoal Black | |
| 6-ft x 36-in Stair Rail | Step 1 | BK0404108APS | 4.45-in x 4.45-in x 108-in Post Sleeve – Charcoal Black (Fits over a 4x4 pressure treated post) | 1 required for every 2 posts |
| | Step 2A | PBKSQCAP4X4 | 4.55-in x 4.55-in Post Sleeve Flat Cap – Charcoal Black | 1 required per post |
| | Step 2B | PBKSIRT4X4 | 4.55-in x 4.55-in Post Sleeve Skirt – Charcoal Black | 1 required per post |
| | Step 3A | BKCROWNTR06 | 67.5-in Crown Top Rail – Charcoal Black | |
| | Step 3B | BKUNIVTBRO6 | 67.5-in Universal Top or Bottom Rail – Charcoal Black | |
| | Step 4 | BKTA30RBK | 30.25-in Round Aluminum Baluster Kit (20/box) – Charcoal Black | 12 balusters required per section |
| | Step 5 | BKRDSIK06 | 67.5-in Accessory Infill Kit for Round Balusters – Stair – Charcoal Black | |
| 8-ft x 36-in Horizontal Rail | Step 1 | BK040439APS | 4.45-in x 4.45-in x 40-in Post Sleeve – Charcoal Black (Fits over a 4x4 pressure treated post) | |
| | Step 2A | PBKSQCAP4X4 | 4.55-in x 4.55-in Post Sleeve Flat Cap – Charcoal Black | 1 required per post |
| | Step 2B | PBKSIRT4X4 | 4.55-in x 4.55-in Post Sleeve Skirt – Charcoal Black | 1 required per post |
| | Step 3A | BKCROWNTR08 | 91.5-in Crown Top Rail – Charcoal Black | |
| | Step 3B | BKUNIVTBRO8 | 91.5-in Universal Top or Bottom Rail – Charcoal Black | |
| | Step 4 | BKTA30RBK | 30.25-in Round Aluminum Baluster Kit (20/box) – Charcoal Black | 20 balusters required per section |
| | Step 5 | BKRDHIK08 | 91.5-in Accessory Infill Kit for Round Balusters – Horizontal – Charcoal Black | |
| 8-ft x 36-in Stair Rail | Step 1 | BK0404108APS | 4.45-in x 4.45-in x 108-in Post Sleeve – Charcoal Black (Fits over a 4x4 pressure treated post) | 1 required for every 2 posts |
| | Step 2A | PBKSQCAP4X4 | 4.55-in x 4.55-in Post Sleeve Flat Cap – Charcoal Black | 1 required per post |
| | Step 2B | PBKSIRT4X4 | 4.55-in x 4.55-in Post Sleeve Skirt – Charcoal Black | 1 required per post |
| | Step 3A | BKCROWNTR08 | 91.5-in Crown Top Rail – Charcoal Black | |
| | Step 3B | BKUNIVTBRO8 | 91.5-in Universal Top or Bottom Rail – Charcoal Black | |
| | Step 4 | BKTA30RBK | 30.25-in Round Aluminum Baluster Kit (20/box) – Charcoal Black | 16 balusters required per section |
| | Step 5 | BKRDSIK08 | 91.5-in Accessory Infill Kit for Round Balusters – Stair – Charcoal Black | |
| Accessories for 42-in Rail Height | Step 1 | BK0404108APS | 4.45-in x 4.45-in x 108-in Post Sleeve – Charcoal Black (Fits over a 4x4 pressure treated post) | Substitute item for 42-in Rail Height Horizontal and Stair installations; 1 required for every 2 posts |
| | Step 4 | BKTA36RBK | 36.25-in Round Aluminum Baluster Kit (20/box) – Charcoal Black | Substitute item for 42-in Rail Height Horizontal and Stair installations |
| Accessories | Accessory | BKHZACCYKIT | Mounting Hardware for Cut Rails – Horizontal – Charcoal Black | Additional hardware for cut railing sections |
| | Accessory | BKSTACCYKIT | Mounting Hardware for Cut Rails – Stair – Charcoal Black | Additional hardware for cut railing sections |
| | Accessory | BK22HGASK | 22.5 Degree Gasket Pack – Charcoal Black | Gaskets for 22.5 degree angles |
| | Accessory | BK45RSBADAPK | 45 Degree Birdsmouth Gasket Pack (4x4 Post Sleeve) – Charcoal Black | Gaskets and hardware for 45 degree angles |
| | Accessory | ALPOSTMOUNT36 | 36-in Aluminum IRC – Compliant Surface Mount Post | |
| | Accessory | ALPOSTHWDECK | Surface Mount Post Mounting Hardware | |

TOASTED SAND

Trex Enhance® Naturals



1 CHOOSE A BOARD PROFILE




Grooved edge

For use with our **hidden fasteners** to create a smooth, screw-free deck surface. See page 104.



RECOMMENDED



Square edge

Best for borders and stair risers.


TOASTED SAND DECK BOARD PROFILES

| | Dimensions | Item # (by the piece) | Description |
|-----------------------------------|--------------|-----------------------|---|
| 1-in x 6-in Decking, Square Edge | 1 x 6 x 12' | TS010612E2S01 | .94-in x 5.5-in x 12-ft Square Enhance Naturals Toasted Sand |
| | 1 x 6 x 16' | TS010616E2S01 | .94-in x 5.5-in x 16-ft Square Enhance Naturals Toasted Sand |
| | 1 x 6 x 20' | TS010620E2S01 | .94-in x 5.5-in x 20-ft Square Enhance Naturals Toasted Sand |
| 1-in x 6-in Decking, Grooved Edge | 1 x 6 x 12' | TS010612E2G01 | .94-in x 5.5-in x 12-ft Grooved Enhance Naturals Toasted Sand |
| | 1 x 6 x 16' | TS010616E2G01 | .94-in x 5.5-in x 16-ft Grooved Enhance Naturals Toasted Sand |
| | 1 x 6 x 20' | TS010620E2G01 | .94-in x 5.5-in x 20-ft Grooved Enhance Naturals Toasted Sand |
| Fascia | 1 x 8 x 12' | TS010812E2S01 | .56-in x 7.25-in x 12-ft Enhance Naturals Fascia Toasted Sand |
| | 1 x 12 x 12' | TS011212E2S01 | .56-in x 11.375-in x 12-ft Enhance Naturals Fascia Toasted Sand |

2 SELECT A RAILING LOOK



TS-1



TS-2



TS-3



TS-1

Enhance Naturals Decking: Toasted Sand
Transcend Railing: Classic White composite posts and Vintage Lantern rails with round aluminum balusters in Charcoal Black


| | Railing Style Step | Trex Item # | Description | 1 required per section (unless otherwise noted) |
|-----------------------------------|--------------------|--------------|--|--|
| 6-ft x 36-in Horizontal Rail | Step 1 | WT040439APS | 4.45-in x 4.45-in x 40-in Post Sleeve – Classic White (Fits over a 4x4 pressure treated post) | |
| | Step 2A | PWTSQCAP4X4 | 4.55-in x 4.55-in Post Sleeve Flat Cap – Classic White | 1 required per post |
| | Step 2B | PWTSKIRT4X4 | 4.55-in x 4.55-in Post Sleeve Skirt – Classic White | 1 required per post |
| | Step 3A | VLCROWNTR06 | 67.5-in Crown Top Rail – Vintage Lantern | |
| | Step 3B | VLUNIVTBR06 | 67.5-in Universal Top or Bottom Rail – Vintage Lantern | |
| | Step 4 | BKTA30RBK | 30.25-in Round Aluminum Baluster Kit (20/box) – Charcoal Black | 15 balusters required per section |
| | Step 5 | VLRDHIK06 | 67.5-in Accessory Infill Kit for Round Balusters – Horizontal – Vintage Lantern | |
| 6-ft x 36-in Stair Rail | Step 1 | WT0404108APS | 4.45-in x 4.45-in x 108-in Post Sleeve – Classic White (Fits over a 4x4 pressure treated post) | 1 required for every 2 posts |
| | Step 2A | PWTSQCAP4X4 | 4.55-in x 4.55-in Post Sleeve Flat Cap – Classic White | 1 required per post |
| | Step 2B | PWTSKIRT4X4 | 4.55-in x 4.55-in Post Sleeve Skirt – Classic White | 1 required per post |
| | Step 3A | VLCROWNTR06 | 67.5-in Crown Top Rail – Vintage Lantern | |
| | Step 3B | VLUNIVTBR06 | 67.5-in Universal Top or Bottom Rail – Vintage Lantern | |
| | Step 4 | BKTA30RBK | 30.25-in Round Aluminum Baluster Kit (20/box) – Charcoal Black | 12 balusters required per section |
| | Step 5 | VLRDSIK06 | 67.5-in Accessory Infill Kit for Round Balusters – Stair – Vintage Lantern | |
| 8-ft x 36-in Horizontal Rail | Step 1 | WT040439APS | 4.45-in x 4.45-in x 40-in Post Sleeve – Classic White (Fits over a 4x4 pressure treated post) | |
| | Step 2A | PWTSQCAP4X4 | 4.55-in x 4.55-in Post Sleeve Flat Cap – Classic White | 1 required per post |
| | Step 2B | PWTSKIRT4X4 | 4.55-in x 4.55-in Post Sleeve Skirt – Classic White | 1 required per post |
| | Step 3A | VLCROWNTR08 | 91.5-in Crown Top Rail – Vintage Lantern | |
| | Step 3B | VLUNIVTBR08 | 91.5-in Universal Top or Bottom Rail – Vintage Lantern | |
| | Step 4 | BKTA30RBK | 30.25-in Round Aluminum Baluster Kit (20/box) – Charcoal Black | 20 balusters required per section |
| | Step 5 | VLRDHIK08 | 91.5-in Accessory Infill Kit for Round Balusters – Horizontal – Vintage Lantern | |
| 8-ft x 36-in Stair Rail | Step 1 | WT0404108APS | 4.45-in x 4.45-in x 108-in Post Sleeve – Classic White (Fits over a 4x4 pressure treated post) | 1 required for every 2 posts |
| | Step 2A | PWTSQCAP4X4 | 4.55-in x 4.55-in Post Sleeve Flat Cap – Classic White | 1 required per post |
| | Step 2B | PWTSKIRT4X4 | 4.55-in x 4.55-in Post Sleeve Skirt – Classic White | 1 required per post |
| | Step 3A | VLCROWNTR08 | 91.5-in Crown Top Rail – Vintage Lantern | |
| | Step 3B | VLUNIVTBR08 | 91.5-in Universal Top or Bottom Rail – Vintage Lantern | |
| | Step 4 | BKTA30RBK | 30.25-in Round Aluminum Baluster Kit (20/box) – Charcoal Black | 16 balusters required per section |
| | Step 5 | VLRDSIK08 | 91.5-in Accessory Infill Kit for Round Balusters – Stair – Vintage Lantern | |
| Accessories for 42-in Rail Height | Step 1 | WT0404108APS | 4.45-in x 4.45-in x 108-in Post Sleeve – Classic White (Fits over a 4x4 pressure treated post) | Substitute item for 42-in Rail Height Horizontal and Stair installations; 1 required for every 2 posts |
| | Step 4 | BKTA36RBK | 36.25-in Round Aluminum Baluster Kit (20/box) – Charcoal Black | Substitute item for 42-in Rail Height Horizontal and Stair installations |
| Accessories | Accessory | VLHZACCYKIT | Mounting Hardware for Cut Rails – Horizontal – Vintage Lantern | Additional hardware for cut railing sections |
| | Accessory | VLSTACCYKIT | Mounting Hardware for Cut Rails – Stair – Vintage Lantern | Additional hardware for cut railing sections |
| | Accessory | VL22HGASK | 22.5 Degree Gasket Pack – Vintage Lantern | Gaskets for 22.5 degree angles |
| | Accessory | VL45RSBADAPK | 45 Degree Birdsmouth Gasket Pack (4x4 Post Sleeve) – Vintage Lantern | Gaskets and hardware for 45 degree angles |



TS-2

Enhance Naturals Decking: Toasted Sand
Select Railing: Classic White composite posts and rails with round aluminum balusters in Charcoal Black

| | Railing Style Step | Trex Item # | Description | 1 required per section (unless otherwise noted) |
|-----------------------------------|---------------------|--------------------|--|--|
| 6-ft x 36-in Horizontal Rail | Step 1 | WT040439APS | 4.45-in x 4.45-in x 40-in Post Sleeve – Classic White (Fits over a 4x4 pressure treated post) | |
| | Step 2A | PWTSQCAP4X4 | 4.55-in x 4.55-in Post Sleeve Flat Cap – Classic White | 1 required per post |
| | Step 2B | PWTSKIRT4X4 | 4.55-in x 4.55-in Post Sleeve Skirt – Classic White | 1 required per post |
| | Steps 3, 4 & 5 | WTRD0636HSELK | 67.5-in x 36-in Select Rail Kit w. Round Aluminum Balusters – Horizontal – Classic White | |
| 6-ft x 36-in Stair Rail | Step 1 | WT0404108APS | 4.45-in x 4.45-in x 108-in Post Sleeve – Classic White (Fits over a 4x4 pressure treated post) | 1 required for every 2 posts |
| | Step 2A | PWTSQCAP4X4 | 4.55-in x 4.55-in Post Sleeve Flat Cap – Classic White | 1 required per post |
| | Step 2B | PWTSKIRT4X4 | 4.55-in x 4.55-in Post Sleeve Skirt – Classic White | 1 required per post |
| | Steps 3, 4 & 5 | WTRD0636SSELK | 67.5-in x 36-in Select Rail Kit w. Round Aluminum Balusters – Stair – Classic White | |
| 8-ft x 36-in Horizontal Rail | Step 1 | WT040439APS | 4.45-in x 4.45-in x 40-in Post Sleeve – Classic White (Fits over a 4x4 pressure treated post) | |
| | Step 2A | PWTSQCAP4X4 | 4.55-in x 4.55-in Post Sleeve Flat Cap – Classic White | 1 required per post |
| | Step 2B | PWTSKIRT4X4 | 4.55-in x 4.55-in Post Sleeve Skirt – Classic White | 1 required per post |
| | Step 3 | SELALRAILSTIFFENER | Select 8-ft Aluminum Rail Stiffener (IRC) | Required for top rail |
| | Steps 3, 4 & 5 | WTRD0836HSELK | 91.5-in x 36-in Select Rail Kit w. Round Aluminum Balusters – Horizontal – Classic White | |
| 8-ft x 36-in Stair Rail | Step 1 | WT0404108APS | 4.45-in x 4.45-in x 108-in Post Sleeve – Classic White (Fits over a 4x4 pressure treated post) | 1 required for every 2 posts |
| | Step 2A | PWTSQCAP4X4 | 4.55-in x 4.55-in Post Sleeve Flat Cap – Classic White | 1 required per post |
| | Step 2B | PWTSKIRT4X4 | 4.55-in x 4.55-in Post Sleeve Skirt – Classic White | 1 required per post |
| | Step 3 | SELALRAILSTIFFENER | Select 8-ft Aluminum Rail Stiffener (IRC) | Required for top rail |
| | Steps 3, 4 & 5 | WTRD0836SSELK | 91.5-in x 36-in Select Rail Kit w. Round Aluminum Balusters – Stair – Classic White | |
| Accessories for 42-in Rail Height | Step 1 | WT0404108APS | 4.45-in x 4.45-in x 108-in Post Sleeve – Classic White (Fits over a 4x4 pressure treated post) | Substitute item for 42-in Rail Height Horizontal and Stair installations; 1 required for every 2 posts |
| | Steps 3, 4 & 5 6-ft | WTRD0642HSELK | 67.5-in x 42-in Select Rail Kit w. Round Aluminum Balusters – Horizontal – Classic White | Substitute item for 42-in Rail Height Horizontal installations |
| | Steps 3, 4 & 5 8-ft | WTRD0842HSELK | 91.5-in x 42-in Select Rail Kit w. Round Aluminum Balusters – Horizontal – Classic White | Substitute item for 42-in Rail Height Horizontal installations |
| | Steps 3, 4 & 5 8-ft | WTRD0842SSELK | 91.5-in x 42-in Select Rail Kit w. Round Aluminum Balusters – Stair – Classic White | Substitute item for 42-in Rail Height Stair installations |
| Accessories | Accessory | PBKENHZBKT | Mounting Hardware for Cut Rails – Horizontal – Black | |
| | Accessory | PBKENSTBKT | Mounting Hardware for Cut Rails – Stair – Black | |



TS-3

Enhance Naturals Decking: Toasted Sand
Transcend Railing: Charcoal Black composite posts and rails with round aluminum balusters in Charcoal Black

| | Railing Style Step | Trex Item # | Description | 1 required per section (unless otherwise noted) |
|-----------------------------------|--------------------|--------------|---|--|
| 6-ft x 36-in Horizontal Rail | Step 1 | BK040439APS | 4.45-in x 4.45-in x 40-in Post Sleeve – Charcoal Black (Fits over a 4x4 pressure treated post) | |
| | Step 2A | PBKSQCAP4X4 | 4.55-in x 4.55-in Post Sleeve Flat Cap – Charcoal Black | 1 required per post |
| | Step 2B | PBKSKIRT4X4 | 4.55-in x 4.55-in Post Sleeve Skirt – Charcoal Black | 1 required per post |
| | Step 3A | BKCROWNTR06 | 67.5-in Crown Top Rail – Charcoal Black | |
| | Step 3B | BKUNIVTBR06 | 67.5-in Universal Top or Bottom Rail – Charcoal Black | |
| | Step 4 | BKTA30RBK | 30.25-in Round Aluminum Baluster Kit (20/box) – Charcoal Black | 15 balusters required per section |
| | Step 5 | BKRDHIK06 | 67.5-in Accessory Infill Kit for Round Balusters – Horizontal – Charcoal Black | |
| 6-ft x 36-in Stair Rail | Step 1 | BK0404108APS | 4.45-in x 4.45-in x 108-in Post Sleeve – Charcoal Black (Fits over a 4x4 pressure treated post) | 1 required for every 2 posts |
| | Step 2A | PBKSQCAP4X4 | 4.55-in x 4.55-in Post Sleeve Flat Cap – Charcoal Black | 1 required per post |
| | Step 2B | PBKSKIRT4X4 | 4.55-in x 4.55-in Post Sleeve Skirt – Charcoal Black | 1 required per post |
| | Step 3A | BKCROWNTR06 | 67.5-in Crown Top Rail – Charcoal Black | |
| | Step 3B | BKUNIVTBR06 | 67.5-in Universal Top or Bottom Rail – Charcoal Black | |
| | Step 4 | BKTA30RBK | 30.25-in Round Aluminum Baluster Kit (20/box) – Charcoal Black | 12 balusters required per section |
| | Step 5 | BKRDSIK06 | 67.5-in Accessory Infill Kit for Round Balusters – Stair – Charcoal Black | |
| 8-ft x 36-in Horizontal Rail | Step 1 | BK040439APS | 4.45-in x 4.45-in x 40-in Post Sleeve – Charcoal Black (Fits over a 4x4 pressure treated post) | |
| | Step 2A | PBKSQCAP4X4 | 4.55-in x 4.55-in Post Sleeve Flat Cap – Charcoal Black | 1 required per post |
| | Step 2B | PBKSKIRT4X4 | 4.55-in x 4.55-in Post Sleeve Skirt – Charcoal Black | 1 required per post |
| | Step 3A | BKCROWNTR08 | 91.5-in Crown Top Rail – Charcoal Black | |
| | Step 3B | BKUNIVTBR08 | 91.5-in Universal Top or Bottom Rail – Charcoal Black | |
| | Step 4 | BKTA30RBK | 30.25-in Round Aluminum Baluster Kit (20/box) – Charcoal Black | 20 balusters required per section |
| | Step 5 | BKRDHIK08 | 91.5-in Accessory Infill Kit for Round Balusters – Horizontal – Charcoal Black | |
| 8-ft x 36-in Stair Rail | Step 1 | BK0404108APS | 4.45-in x 4.45-in x 108-in Post Sleeve – Charcoal Black (Fits over a 4x4 pressure treated post) | 1 required for every 2 posts |
| | Step 2A | PBKSQCAP4X4 | 4.55-in x 4.55-in Post Sleeve Flat Cap – Charcoal Black | 1 required per post |
| | Step 2B | PBKSKIRT4X4 | 4.55-in x 4.55-in Post Sleeve Skirt – Charcoal Black | 1 required per post |
| | Step 3A | BKCROWNTR08 | 91.5-in Crown Top Rail – Charcoal Black | |
| | Step 3B | BKUNIVTBR08 | 91.5-in Universal Top or Bottom Rail – Charcoal Black | |
| | Step 4 | BKTA30RBK | 30.25-in Round Aluminum Baluster Kit (20/box) – Charcoal Black | 16 balusters required per section |
| | Step 5 | BKRDSIK08 | 91.5-in Accessory Infill Kit for Round Balusters – Stair – Charcoal Black | |
| Accessories for 42-in Rail Height | Step 1 | BK0404108APS | 4.45-in x 4.45-in x 108-in Post Sleeve – Charcoal Black (Fits over a 4x4 pressure treated post) | Substitute item for 42-in Rail Height Horizontal and Stair installations; 1 required for every 2 posts |
| | Step 4 | BKTA36RBK | 36.25-in Round Aluminum Baluster Kit (20/box) – Charcoal Black | Substitute item for 42-in Rail Height Horizontal and Stair installations |
| Accessories | Accessory | BKHZACCYKIT | Mounting Hardware for Cut Rails – Horizontal – Charcoal Black | Additional hardware for cut railing sections |
| | Accessory | BKSTACCYKIT | Mounting Hardware for Cut Rails – Stair – Charcoal Black | Additional hardware for cut railing sections |
| | Accessory | BK22HGASK | 22.5 Degree Gasket Pack – Charcoal Black | Gaskets for 22.5 degree angles |
| | Accessory | BK45RSBADAPK | 45 Degree Birdsmouth Gasket Pack (4x4 Post Sleeve) – Charcoal Black | Gaskets and hardware for 45 degree angles |

COASTAL BLUFF

Trex Enhance® Naturals



1 CHOOSE A BOARD PROFILE



Grooved edge

For use with our **hidden fasteners** to create a smooth, screw-free deck surface. See page 104.



RECOMMENDED



Square edge

Best for borders and stair risers.


COASTAL BLUFF DECK BOARD PROFILES

| | Dimensions | Item # (by the piece) | Description |
|-----------------------------------|--------------|-----------------------|--|
| 1-in x 6-in Decking, Square Edge | 1 x 6 x 12' | CB010612E2S01 | .94-in x 5.5-in x 12-ft Square Enhance Naturals Coastal Bluff |
| | 1 x 6 x 16' | CB010616E2S01 | .94-in x 5.5-in x 16-ft Square Enhance Naturals Coastal Bluff |
| | 1 x 6 x 20' | CB010620E2S01 | .94-in x 5.5-in x 20-ft Square Enhance Naturals Coastal Bluff |
| 1-in x 6-in Decking, Grooved Edge | 1 x 6 x 12' | CB010612E2G01 | .94-in x 5.5-in x 12-ft Grooved Enhance Naturals Coastal Bluff |
| | 1 x 6 x 16' | CB010616E2G01 | .94-in x 5.5-in x 16-ft Grooved Enhance Naturals Coastal Bluff |
| | 1 x 6 x 20' | CB010620E2G01 | .94-in x 5.5-in x 20-ft Grooved Enhance Naturals Coastal Bluff |
| Fascia | 1 x 8 x 12' | CB010812E2S01 | .56-in x 7.25-in x 12-ft Enhance Naturals Fascia Coastal Bluff |
| | 1 x 12 x 12' | CB011212E2S01 | .56-in x 11.375-in x 12-ft Enhance Naturals Fascia Coastal Bluff |

2 SELECT A RAILING LOOK



CB-1



CB-2



CB-3



CB-1

Enhance Naturals Decking: Coastal Bluff
Transcend Railing: Classic White composite posts and Vintage Lantern
 rails with round aluminum balusters in Charcoal Black


| | Railing Style Step | Trex Item # | Description | 1 required per section (unless otherwise noted) |
|-----------------------------------|--------------------|---------------|--|--|
| 6-ft x 36-in Horizontal Rail | Step 1 | WT040439APS | 4.45-in x 4.45-in x 40-in Post Sleeve – Classic White (Fits over a 4x4 pressure treated post) | |
| | Step 2A | PWTSQCAP4X4 | 4.55-in x 4.55-in Post Sleeve Flat Cap – Classic White | 1 required per post |
| | Step 2B | PWTSKIRT4X4 | 4.55-in x 4.55-in Post Sleeve Skirt – Classic White | 1 required per post |
| | Step 3A | VLCROWNTR06 | 67.5-in Crown Top Rail – Vintage Lantern | |
| | Step 3B | VLUNIVTBR06 | 67.5-in Universal Top or Bottom Rail – Vintage Lantern | |
| | Step 4 | BKTA30RBK | 30.25-in Round Aluminum Baluster Kit (20/box) – Charcoal Black | 15 balusters required per section |
| | Step 5 | VLRDHIK06 | 67.5-in Accessory Infill Kit for Round Balusters – Horizontal – Vintage Lantern | |
| 6-ft x 36-in Stair Rail | Step 1 | WT0404108APS | 4.45-in x 4.45-in x 108-in Post Sleeve – Classic White (Fits over a 4x4 pressure treated post) | 1 required for every 2 posts |
| | Step 2A | PWTSQCAP4X4 | 4.55-in x 4.55-in Post Sleeve Flat Cap – Classic White | 1 required per post |
| | Step 2B | PWTSKIRT4X4 | 4.55-in x 4.55-in Post Sleeve Skirt – Classic White | 1 required per post |
| | Step 3A | VLCROWNTR06 | 67.5-in Crown Top Rail – Vintage Lantern | |
| | Step 3B | VLUNIVTBR06 | 67.5-in Universal Top or Bottom Rail – Vintage Lantern | |
| | Step 4 | BKTA30RBK | 30.25-in Round Aluminum Baluster Kit (20/box) – Charcoal Black | 12 balusters required per section |
| | Step 5 | VLRDSIK06 | 67.5-in Accessory Infill Kit for Round Balusters – Stair – Vintage Lantern | |
| 8-ft x 36-in Horizontal Rail | Step 1 | WT040439APS | 4.45-in x 4.45-in x 40-in Post Sleeve – Classic White (Fits over a 4x4 pressure treated post) | |
| | Step 2A | PWTSQCAP4X4 | 4.55-in x 4.55-in Post Sleeve Flat Cap – Classic White | 1 required per post |
| | Step 2B | PWTSKIRT4X4 | 4.55-in x 4.55-in Post Sleeve Skirt – Classic White | 1 required per post |
| | Step 3A | VLCROWNTR08 | 91.5-in Crown Top Rail – Vintage Lantern | |
| | Step 3B | VLUNIVTBR08 | 91.5-in Universal Top or Bottom Rail – Vintage Lantern | |
| | Step 4 | BKTA30RBK | 30.25-in Round Aluminum Baluster Kit (20/box) – Charcoal Black | 20 balusters required per section |
| | Step 5 | VLRDHIK08 | 91.5-in Accessory Infill Kit for Round Balusters – Horizontal – Vintage Lantern | |
| 8-ft x 36-in Stair Rail | Step 1 | WT0404108APS | 4.45-in x 4.45-in x 108-in Post Sleeve – Classic White (Fits over a 4x4 pressure treated post) | 1 required for every 2 posts |
| | Step 2A | PWTSQCAP4X4 | 4.55-in x 4.55-in Post Sleeve Flat Cap – Classic White | 1 required per post |
| | Step 2B | PWTSKIRT4X4 | 4.55-in x 4.55-in Post Sleeve Skirt – Classic White | 1 required per post |
| | Step 3A | VLCROWNTR08 | 91.5-in Crown Top Rail – Vintage Lantern | |
| | Step 3B | VLUNIVTBR08 | 91.5-in Universal Top or Bottom Rail – Vintage Lantern | |
| | Step 4 | BKTA30RBK | 30.25-in Round Aluminum Baluster Kit (20/box) – Charcoal Black | 16 balusters required per section |
| | Step 5 | VLRDSIK08 | 91.5-in Accessory Infill Kit for Round Balusters – Stair – Vintage Lantern | |
| Accessories for 42-in Rail Height | Step 1 | WT0404108APS | 4.45-in x 4.45-in x 108-in Post Sleeve – Classic White (Fits over a 4x4 pressure treated post) | Substitute item for 42-in Rail Height Horizontal and Stair installations; 1 required for every 2 posts |
| | Step 4 | BKTA36RBK | 36.25-in Round Aluminum Baluster Kit (20/box) – Charcoal Black | Substitute item for 42-in Rail Height Horizontal and Stair installations |
| Accessories | Accessory | VLHZACCYKIT | Mounting Hardware for Cut Rails – Horizontal – Vintage Lantern | Additional hardware for cut railing sections |
| | Accessory | VLSTACCYKIT | Mounting Hardware for Cut Rails – Stair – Vintage Lantern | Additional hardware for cut railing sections |
| | Accessory | VL22HGASK | 22.5 Degree Gasket Pack – Vintage Lantern | Gaskets for 22.5 degree angles |
| | Accessory | VL45RSBADAPK | 45 Degree Birdsmouth Gasket Pack (4x4 Post Sleeve) – Vintage Lantern | Gaskets and hardware for 45 degree angles |
| | Accessory | ALPOSTMOUNT36 | 36-in Aluminum IRC – Compliant Surface Mount Post | |
| | Accessory | ALPOSTHWDECK | Surface Mount Post Mounting Hardware | |



CB-2

Enhance Naturals Decking: Coastal Bluff
Select Railing: Classic White composite posts and rails with round aluminum balusters in Charcoal Black

| | Railing Style Step | Trex Item # | Description | 1 required per section (unless otherwise noted) |
|-----------------------------------|---------------------|--------------------|--|--|
| 6-ft x 36-in Horizontal Rail | Step 1 | WT040439APS | 4.45-in x 4.45-in x 40-in Post Sleeve – Classic White (Fits over a 4x4 pressure treated post) | |
| | Step 2A | PWTSQCAP4X4 | 4.55-in x 4.55-in Post Sleeve Flat Cap – Classic White | 1 required per post |
| | Step 2B | PWTSKIRT4X4 | 4.55-in x 4.55-in Post Sleeve Skirt – Classic White | 1 required per post |
| | Steps 3, 4 & 5 | WTRD0636HSELK | 67.5-in x 36-in Select Rail Kit w. Round Aluminum Balusters – Horizontal – Classic White | |
| 6-ft x 36-in Stair Rail | Step 1 | WT0404108APS | 4.45-in x 4.45-in x 108-in Post Sleeve – Classic White (Fits over a 4x4 pressure treated post) | 1 required for every 2 posts |
| | Step 2A | PWTSQCAP4X4 | 4.55-in x 4.55-in Post Sleeve Flat Cap – Classic White | 1 required per post |
| | Step 2B | PWTSKIRT4X4 | 4.55-in x 4.55-in Post Sleeve Skirt – Classic White | 1 required per post |
| | Steps 3, 4 & 5 | WTRD0636SSELK | 67.5-in x 36-in Select Rail Kit w. Round Aluminum Balusters – Stair – Classic White | |
| 8-ft x 36-in Horizontal Rail | Step 1 | WT040439APS | 4.45-in x 4.45-in x 40-in Post Sleeve – Classic White (Fits over a 4x4 pressure treated post) | |
| | Step 2A | PWTSQCAP4X4 | 4.55-in x 4.55-in Post Sleeve Flat Cap – Classic White | 1 required per post |
| | Step 2B | PWTSKIRT4X4 | 4.55-in x 4.55-in Post Sleeve Skirt – Classic White | 1 required per post |
| | Step 3 | SELALRAILSTIFFENER | Select 8-ft Aluminum Rail Stiffener (IRC) | Required for top rail |
| | Steps 3, 4 & 5 | WTRD0836HSELK | 91.5-in x 36-in Select Rail Kit w. Round Aluminum Balusters – Horizontal – Classic White | |
| 8-ft x 36-in Stair Rail | Step 1 | WT0404108APS | 4.45-in x 4.45-in x 108-in Post Sleeve – Classic White (Fits over a 4x4 pressure treated post) | 1 required for every 2 posts |
| | Step 2A | PWTSQCAP4X4 | 4.55-in x 4.55-in Post Sleeve Flat Cap – Classic White | 1 required per post |
| | Step 2B | PWTSKIRT4X4 | 4.55-in x 4.55-in Post Sleeve Skirt – Classic White | 1 required per post |
| | Step 3 | SELALRAILSTIFFENER | Select 8-ft Aluminum Rail Stiffener (IRC) | Required for top rail |
| | Steps 3, 4 & 5 | WTRD0836SSELK | 91.5-in x 36-in Select Rail Kit w. Round Aluminum Balusters – Stair – Classic White | |
| Accessories for 42-in Rail Height | Step 1 | WT0404108APS | 4.45-in x 4.45-in x 108-in Post Sleeve – Classic White (Fits over a 4x4 pressure treated post) | Substitute item for 42-in Rail Height Horizontal and Stair installations; 1 required for every 2 posts |
| | Steps 3, 4 & 5 6-ft | WTRD0642HSELK | 67.5-in x 42-in Select Rail Kit w. Round Aluminum Balusters – Horizontal – Classic White | Substitute item for 42-in Rail Height Horizontal installations |
| | Steps 3, 4 & 5 8-ft | WTRD0842HSELK | 91.5-in x 42-in Select Rail Kit w. Round Aluminum Balusters – Horizontal – Classic White | Substitute item for 42-in Rail Height Horizontal installations |
| | Steps 3, 4 & 5 8-ft | WTRD0842SSELK | 91.5-in x 42-in Select Rail Kit w. Round Aluminum Balusters – Stair – Classic White | Substitute item for 42-in Rail Height Stair installations |
| Accessories | Accessory | PBKENHZBKT | Mounting Hardware for Cut Rails – Horizontal – Black | |
| | Accessory | PBKENSTBKT | Mounting Hardware for Cut Rails – Stair – Black | |



CB-3

Enhance Naturals Decking: Coastal Bluff
Transcend Railing: Charcoal Black composite posts and rails with round aluminum balusters in Charcoal Black

| | Railing Style Step | Trex Item # | Description | 1 required per section (unless otherwise noted) |
|-----------------------------------|--------------------|--------------|---|--|
| 6-ft x 36-in Horizontal Rail | Step 1 | BK040439APS | 4.45-in x 4.45-in x 40-in Post Sleeve – Charcoal Black (Fits over a 4x4 pressure treated post) | |
| | Step 2A | PBKSQCAP4X4 | 4.55-in x 4.55-in Post Sleeve Flat Cap – Charcoal Black | 1 required per post |
| | Step 2B | PBKSKIRT4X4 | 4.55-in x 4.55-in Post Sleeve Skirt – Charcoal Black | 1 required per post |
| | Step 3A | BKCROWNTR06 | 67.5-in Crown Top Rail – Charcoal Black | |
| | Step 3B | BKUNIVTBR06 | 67.5-in Universal Top or Bottom Rail – Charcoal Black | |
| | Step 4 | BKTA30RBK | 30.25-in Round Aluminum Baluster Kit (20/box) – Charcoal Black | 15 balusters required per section |
| | Step 5 | BKRDHIK06 | 67.5-in Accessory Infill Kit for Round Balusters – Horizontal – Charcoal Black | |
| 6-ft x 36-in Stair Rail | Step 1 | BK0404108APS | 4.45-in x 4.45-in x 108-in Post Sleeve – Charcoal Black (Fits over a 4x4 pressure treated post) | 1 required for every 2 posts |
| | Step 2A | PBKSQCAP4X4 | 4.55-in x 4.55-in Post Sleeve Flat Cap – Charcoal Black | 1 required per post |
| | Step 2B | PBKSKIRT4X4 | 4.55-in x 4.55-in Post Sleeve Skirt – Charcoal Black | 1 required per post |
| | Step 3A | BKCROWNTR06 | 67.5-in Crown Top Rail – Charcoal Black | |
| | Step 3B | BKUNIVTBR06 | 67.5-in Universal Top or Bottom Rail – Charcoal Black | |
| | Step 4 | BKTA30RBK | 30.25-in Round Aluminum Baluster Kit (20/box) – Charcoal Black | 12 balusters required per section |
| | Step 5 | BKRDSIK06 | 67.5-in Accessory Infill Kit for Round Balusters – Stair – Charcoal Black | |
| 8-ft x 36-in Horizontal Rail | Step 1 | BK040439APS | 4.45-in x 4.45-in x 40-in Post Sleeve – Charcoal Black (Fits over a 4x4 pressure treated post) | |
| | Step 2A | PBKSQCAP4X4 | 4.55-in x 4.55-in Post Sleeve Flat Cap – Charcoal Black | 1 required per post |
| | Step 2B | PBKSKIRT4X4 | 4.55-in x 4.55-in Post Sleeve Skirt – Charcoal Black | 1 required per post |
| | Step 3A | BKCROWNTR08 | 91.5-in Crown Top Rail – Charcoal Black | |
| | Step 3B | BKUNIVTBR08 | 91.5-in Universal Top or Bottom Rail – Charcoal Black | |
| | Step 4 | BKTA30RBK | 30.25-in Round Aluminum Baluster Kit (20/box) – Charcoal Black | 20 balusters required per section |
| | Step 5 | BKRDHIK08 | 91.5-in Accessory Infill Kit for Round Balusters – Horizontal – Charcoal Black | |
| 8-ft x 36-in Stair Rail | Step 1 | BK0404108APS | 4.45-in x 4.45-in x 108-in Post Sleeve – Charcoal Black (Fits over a 4x4 pressure treated post) | 1 required for every 2 posts |
| | Step 2A | PBKSQCAP4X4 | 4.55-in x 4.55-in Post Sleeve Flat Cap – Charcoal Black | 1 required per post |
| | Step 2B | PBKSKIRT4X4 | 4.55-in x 4.55-in Post Sleeve Skirt – Charcoal Black | 1 required per post |
| | Step 3A | BKCROWNTR08 | 91.5-in Crown Top Rail – Charcoal Black | |
| | Step 3B | BKUNIVTBR08 | 91.5-in Universal Top or Bottom Rail – Charcoal Black | |
| | Step 4 | BKTA30RBK | 30.25-in Round Aluminum Baluster Kit (20/box) – Charcoal Black | 16 balusters required per section |
| | Step 5 | BKRDSIK08 | 91.5-in Accessory Infill Kit for Round Balusters – Stair – Charcoal Black | |
| Accessories for 42-in Rail Height | Step 1 | BK0404108APS | 4.45-in x 4.45-in x 108-in Post Sleeve – Charcoal Black (Fits over a 4x4 pressure treated post) | Substitute item for 42-in Rail Height Horizontal and Stair installations; 1 required for every 2 posts |
| | Step 4 | BKTA36RBK | 36.25-in Round Aluminum Baluster Kit (20/box) – Charcoal Black | Substitute item for 42-in Rail Height Horizontal and Stair installations |
| Accessories | Accessory | BKHZACCYKIT | Mounting Hardware for Cut Rails – Horizontal – Charcoal Black | Additional hardware for cut railing sections |
| | Accessory | BKSTACCYKIT | Mounting Hardware for Cut Rails – Stair – Charcoal Black | Additional hardware for cut railing sections |
| | Accessory | BK22HGASK | 22.5 Degree Gasket Pack – Charcoal Black | Gaskets for 22.5 degree angles |
| | Accessory | BK45RSBADAPK | 45 Degree Birdsmouth Gasket Pack (4x4 Post Sleeve) – Charcoal Black | Gaskets and hardware for 45 degree angles |

CLAM SHELL

Trex Enhance® Basics



1 CHOOSE A BOARD PROFILE




Grooved edge

For use with our **hidden fasteners** to create a smooth, screw-free deck surface. See page 104.



RECOMMENDED



Square edge

Best for borders and stair risers.

CLAM SHELL DECK BOARD PROFILES

| | Dimensions | Item # (by the piece) | Description |
|-----------------------------------|--------------|-----------------------|---|
| 1-in x 6-in Decking, Square Edge | 1 x 6 x 12' | CS010612E2S01 | .94-in x 5.5-in x 12-ft Square Enhance Basics Clam Shell |
| | 1 x 6 x 16' | CS010616E2S01 | .94-in x 5.5-in x 16-ft Square Enhance Basics Clam Shell |
| | 1 x 6 x 20' | CS010620E2S01 | .94-in x 5.5-in x 20-ft Square Enhance Basics Clam Shell |
| 1-in x 6-in Decking, Grooved Edge | 1 x 6 x 12' | CS010612E2G01 | .94-in x 5.5-in x 12-ft Grooved Enhance Basics Clam Shell |
| | 1 x 6 x 16' | CS010616E2G01 | .94-in x 5.5-in x 16-ft Grooved Enhance Basics Clam Shell |
| | 1 x 6 x 20' | CS010620E2G01 | .94-in x 5.5-in x 20-ft Grooved Enhance Basics Clam Shell |
| Fascia | 1 x 8 x 12' | CS010812E2S01 | .56-in x 7.25-in x 12-ft Enhance Basics Fascia Clam Shell |
| | 1 x 12 x 12' | CS011212E2S01 | .56-in x 11.375-in x 12-ft Enhance Basics Fascia Clam Shell |

2 SELECT A RAILING LOOK



CS-6



CS-4




CS-3



CS-6

Enhance Basics Decking: Clam Shell
Transcend Railing: Classic White composite posts and rails with round aluminum balusters in Charcoal Black

| | Railing Style Step | Trex Item # | Description | 1 required per section (unless otherwise noted) |
|-----------------------------------|--------------------|--------------|--|--|
| 6-ft x 36-in Horizontal Rail | Step 1 | WT040439APS | 4.45-in x 4.45-in x 40-in Post Sleeve – Classic White (Fits over a 4x4 pressure treated post) | |
| | Step 2A | PWTSQCAP4X4 | 4.55-in x 4.55-in Post Sleeve Flat Cap – Classic White | 1 required per post |
| | Step 2B | PWTSKIRT4X4 | 4.55-in x 4.55-in Post Sleeve Skirt – Classic White | 1 required per post |
| | Step 3A | WTCROWNTR06 | 67.5-in Crown Top Rail – Classic White | |
| | Step 3B | WTUNIVTBR06 | 67.5-in Universal Top or Bottom Rail – Classic White | |
| | Step 4 | BKTA30RBK | 30.25-in Round Aluminum Baluster Kit (20/box) – Charcoal Black | 15 balusters required per section |
| | Step 5 | WTRDHIK06 | 67.5-in Accessory Infill Kit for Round Balusters – Horizontal – Classic White | |
| 6-ft x 36-in Stair Rail | Step 1 | WT0404108APS | 4.45-in x 4.45-in x 108-in Post Sleeve – Classic White (Fits over a 4x4 pressure treated post) | 1 required for every 2 posts |
| | Step 2A | PWTSQCAP4X4 | 4.55-in x 4.55-in Post Sleeve Flat Cap – Classic White | 1 required per post |
| | Step 2B | PWTSKIRT4X4 | 4.55-in x 4.55-in Post Sleeve Skirt – Classic White | 1 required per post |
| | Step 3A | WTCROWNTR06 | 67.5-in Crown Top Rail – Classic White | |
| | Step 3B | WTUNIVTBR06 | 67.5-in Universal Top or Bottom Rail – Classic White | |
| | Step 4 | BKTA30RBK | 30.25-in Round Aluminum Baluster Kit (20/box) – Charcoal Black | 12 balusters required per section |
| | Step 5 | WTRDSIK06 | 67.5-in Accessory Infill Kit for Round Balusters – Stair – Classic White | |
| 8-ft x 36-in Horizontal Rail | Step 1 | WT040439APS | 4.45-in x 4.45-in x 40-in Post Sleeve – Classic White (Fits over a 4x4 pressure treated post) | |
| | Step 2A | PWTSQCAP4X4 | 4.55-in x 4.55-in Post Sleeve Flat Cap – Classic White | 1 required per post |
| | Step 2B | PWTSKIRT4X4 | 4.55-in x 4.55-in Post Sleeve Skirt – Classic White | 1 required per post |
| | Step 3A | WTCROWNTR08 | 91.5-in Crown Top Rail – Classic White | |
| | Step 3B | WTUNIVTBR08 | 91.5-in Universal Top or Bottom Rail – Classic White | |
| | Step 4 | BKTA30RBK | 30.25-in Round Aluminum Baluster Kit (20/box) – Charcoal Black | 20 balusters required per section |
| | Step 5 | WTRDHIK08 | 91.5-in Accessory Infill Kit for Round Balusters – Horizontal – Classic White | |
| 8-ft x 36-in Stair Rail | Step 1 | WT0404108APS | 4.45-in x 4.45-in x 108-in Post Sleeve – Classic White (Fits over a 4x4 pressure treated post) | 1 required for every 2 posts |
| | Step 2A | PWTSQCAP4X4 | 4.55-in x 4.55-in Post Sleeve Flat Cap – Classic White | 1 required per post |
| | Step 2B | PWTSKIRT4X4 | 4.55-in x 4.55-in Post Sleeve Skirt – Classic White | 1 required per post |
| | Step 3A | WTCROWNTR08 | 91.5-in Crown Top Rail – Classic White | |
| | Step 3B | WTUNIVTBR08 | 91.5-in Universal Top or Bottom Rail – Classic White | |
| | Step 4 | BKTA30RBK | 30.25-in Round Aluminum Baluster Kit (20/box) – Charcoal Black | 16 balusters required per section |
| | Step 5 | WTRDSIK08 | 91.5-in Accessory Infill Kit for Round Balusters – Stair – Classic White | |
| Accessories for 42-in Rail Height | Step 1 | WT0404108APS | 4.45-in x 4.45-in x 108-in Post Sleeve – Classic White (Fits over a 4x4 pressure treated post) | Substitute item for 42-in Rail Height Horizontal and Stair installations; 1 required for every 2 posts |
| | Step 4 | BKTA36RBK | 36.25-in Round Aluminum Baluster Kit (20/box) – Charcoal Black | Substitute item for 42-in Rail Height Horizontal and Stair installations |
| Accessories | Accessory | WTHZACCYKIT | Mounting Hardware for Cut Rails – Horizontal – Classic White | Additional hardware for cut railing sections |
| | Accessory | WTSTACCYKIT | Mounting Hardware for Cut Rails – Stair – Classic White | Additional hardware for cut railing sections |
| | Accessory | WT22HGASK | 22.5 Degree Gasket Pack – Classic White | Gaskets for 22.5 degree angles |
| | Accessory | WT45RSBADAPK | 45 Degree Birdsmouth Gasket Pack (4x4 Post Sleeve) – Classic White | Gaskets and hardware for 45 degree angles |



CS-4

Enhance Basics Decking: Clam Shell

Transcend Railing: Charcoal Black composite posts and rails with round aluminum balusters in Charcoal Black

| | Railing Style Step | Trex Item # | Description | 1 required per section (unless otherwise noted) |
|-----------------------------------|--------------------|--------------|---|--|
| 6-ft x 36-in Horizontal Rail | Step 1 | BK040439APS | 4.45-in x 4.45-in x 40-in Post Sleeve – Charcoal Black (Fits over a 4x4 pressure treated post) | |
| | Step 2A | PBKSQCAP4X4 | 4.55-in x 4.55-in Post Sleeve Flat Cap – Charcoal Black | 1 required per post |
| | Step 2B | PBKSKIRT4X4 | 4.55-in x 4.55-in Post Sleeve Skirt – Charcoal Black | 1 required per post |
| | Step 3A | BKCROWNTR06 | 67.5-in Crown Top Rail – Charcoal Black | |
| | Step 3B | BKUNIVTBR06 | 67.5-in Universal Top or Bottom Rail – Charcoal Black | |
| | Step 4 | BKTA30RBK | 30.25-in Round Aluminum Baluster Kit (20/box) – Charcoal Black | 15 balusters required per section |
| | Step 5 | BKRDHIK06 | 67.5-in Accessory Infill Kit for Round Balusters – Horizontal – Charcoal Black | |
| 6-ft x 36-in Stair Rail | Step 1 | BK0404108APS | 4.45-in x 4.45-in x 108-in Post Sleeve – Charcoal Black (Fits over a 4x4 pressure treated post) | 1 required for every 2 posts |
| | Step 2A | PBKSQCAP4X4 | 4.55-in x 4.55-in Post Sleeve Flat Cap – Charcoal Black | 1 required per post |
| | Step 2B | PBKSKIRT4X4 | 4.55-in x 4.55-in Post Sleeve Skirt – Charcoal Black | 1 required per post |
| | Step 3A | BKCROWNTR06 | 67.5-in Crown Top Rail – Charcoal Black | |
| | Step 3B | BKUNIVTBR06 | 67.5-in Universal Top or Bottom Rail – Charcoal Black | |
| | Step 4 | BKTA30RBK | 30.25-in Round Aluminum Baluster Kit (20/box) – Charcoal Black | 12 balusters required per section |
| | Step 5 | BKRDSIK06 | 67.5-in Accessory Infill Kit for Round Balusters – Stair – Charcoal Black | |
| 8-ft x 36-in Horizontal Rail | Step 1 | BK040439APS | 4.45-in x 4.45-in x 40-in Post Sleeve – Charcoal Black (Fits over a 4x4 pressure treated post) | |
| | Step 2A | PBKSQCAP4X4 | 4.55-in x 4.55-in Post Sleeve Flat Cap – Charcoal Black | 1 required per post |
| | Step 2B | PBKSKIRT4X4 | 4.55-in x 4.55-in Post Sleeve Skirt – Charcoal Black | 1 required per post |
| | Step 3A | BKCROWNTR08 | 91.5-in Crown Top Rail – Charcoal Black | |
| | Step 3B | BKUNIVTBR08 | 91.5-in Universal Top or Bottom Rail – Charcoal Black | |
| | Step 4 | BKTA30RBK | 30.25-in Round Aluminum Baluster Kit (20/box) – Charcoal Black | 20 balusters required per section |
| | Step 5 | BKRDHIK08 | 91.5-in Accessory Infill Kit for Round Balusters – Horizontal – Charcoal Black | |
| 8-ft x 36-in Stair Rail | Step 1 | BK0404108APS | 4.45-in x 4.45-in x 108-in Post Sleeve – Charcoal Black (Fits over a 4x4 pressure treated post) | 1 required for every 2 posts |
| | Step 2A | PBKSQCAP4X4 | 4.55-in x 4.55-in Post Sleeve Flat Cap – Charcoal Black | 1 required per post |
| | Step 2B | PBKSKIRT4X4 | 4.55-in x 4.55-in Post Sleeve Skirt – Charcoal Black | 1 required per post |
| | Step 3A | BKCROWNTR08 | 91.5-in Crown Top Rail – Charcoal Black | |
| | Step 3B | BKUNIVTBR08 | 91.5-in Universal Top or Bottom Rail – Charcoal Black | |
| | Step 4 | BKTA30RBK | 30.25-in Round Aluminum Baluster Kit (20/box) – Charcoal Black | 16 balusters required per section |
| | Step 5 | BKRDSIK08 | 91.5-in Accessory Infill Kit for Round Balusters – Stair – Charcoal Black | |
| Accessories for 42-in Rail Height | Step 1 | BK0404108APS | 4.45-in x 4.45-in x 108-in Post Sleeve – Charcoal Black (Fits over a 4x4 pressure treated post) | Substitute item for 42-in Rail Height Horizontal and Stair installations; 1 required for every 2 posts |
| | Step 4 | BKTA36RBK | 36.25-in Round Aluminum Baluster Kit (20/box) – Charcoal Black | Substitute item for 42-in Rail Height Horizontal and Stair installations |
| Accessories | Accessory | BKHZACCYKIT | Mounting Hardware for Cut Rails – Horizontal – Charcoal Black | Additional hardware for cut railing sections |
| | Accessory | BKSTACCYKIT | Mounting Hardware for Cut Rails – Stair – Charcoal Black | Additional hardware for cut railing sections |
| | Accessory | BK22HGASK | 22.5 Degree Gasket Pack – Charcoal Black | Gaskets for 22.5 degree angles |
| | Accessory | BK45RSBADAPK | 45 Degree Birdsmouth Gasket Pack (4x4 Post Sleeve) – Charcoal Black | Gaskets and hardware for 45 degree angles |



CS-3

Enhance Basics Decking: Clam Shell
Transcend Railing: Classic White composite posts, rails and square balusters


| | Railing Style Step | Trex Item # | Description | 1 required per section (unless otherwise noted) |
|-----------------------------------|---------------------|--------------|--|--|
| 6-ft x 36-in Horizontal Rail | Step 1 | WT040439APS | 4.45-in x 4.45-in x 40-in Post Sleeve – Classic White (Fits over a 4x4 pressure treated post) | |
| | Step 2A | PWTSQCAP4X4 | 4.55-in x 4.55-in Post Sleeve Flat Cap – Classic White | 1 required per post |
| | Step 2B | PWTSKIRT4X4 | 4.55-in x 4.55-in Post Sleeve Skirt – Classic White | 1 required per post |
| | Steps 3, 4 & 5 | WT0636HRK | 67.5-in x 36-in Transcend Rail Kit w. Square Balusters – Horizontal – Classic White | |
| 6-ft x 36-in Stair Rail | Step 1 | WT0404108APS | 4.45-in x 4.45-in x 108-in Post Sleeve – Classic White (Fits over a 4x4 pressure treated post) | 1 required for every 2 posts |
| | Step 2A | PWTSQCAP4X4 | 4.55-in x 4.55-in Post Sleeve Flat Cap – Classic White | 1 required per post |
| | Step 2B | PWTSKIRT4X4 | 4.55-in x 4.55-in Post Sleeve Skirt – Classic White | 1 required per post |
| | Steps 3, 4 & 5 | WT0636SRK | 67.5-in x 36-in Transcend Rail Kit w. Square Balusters – Stair – Classic White | |
| 8-ft x 36-in Horizontal Rail | Step 1 | WT040439APS | 4.45-in x 4.45-in x 40-in Post Sleeve – Classic White (Fits over a 4x4 pressure treated post) | |
| | Step 2A | PWTSQCAP4X4 | 4.55-in x 4.55-in Post Sleeve Flat Cap – Classic White | 1 required per post |
| | Step 2B | PWTSKIRT4X4 | 4.55-in x 4.55-in Post Sleeve Skirt – Classic White | 1 required per post |
| | Steps 3, 4 & 5 | WT0836HRK | 91.5-in x 36-in Transcend Rail Kit w. Square Balusters – Horizontal – Classic White | |
| 8-ft x 36-in Stair Rail | Step 1 | WT0404108APS | 4.45-in x 4.45-in x 108-in Post Sleeve – Classic White (Fits over a 4x4 pressure treated post) | 1 required for every 2 posts |
| | Step 2A | PWTSQCAP4X4 | 4.55-in x 4.55-in Post Sleeve Flat Cap – Classic White | 1 required per post |
| | Step 2B | PWTSKIRT4X4 | 4.55-in x 4.55-in Post Sleeve Skirt – Classic White | 1 required per post |
| | Steps 3, 4 & 5 | WT0836SRK | 91.5-in x 36-in Transcend Rail Kit w. Square Balusters – Stair – Classic White | |
| Accessories for 42-in Rail Height | Step 1 | WT0404108APS | 4.45-in x 4.45-in x 108-in Post Sleeve – Classic White (Fits over a 4x4 pressure treated post) | Substitute item for 42-in Rail Height Horizontal and Stair installations; 1 required for every 2 posts |
| | Steps 3, 4 & 5 6-ft | WT0642HRK | 67.5-in x 42-in Transcend Rail Kit w. Square Balusters – Horizontal – Classic White | Substitute item for 42-in Rail Height Horizontal installations |
| | Steps 3, 4 & 5 8-ft | WT0842HRK | 91.5-in x 42-in Transcend Rail Kit w. Square Balusters – Horizontal – Classic White | Substitute item for 42-in Rail Height Horizontal installations |
| | Steps 3, 4 & 5 8-ft | WT0842SRK | 91.5-in x 42-in Transcend Rail Kit w. Square Balusters – Stair – Classic White | Substitute item for 42-in Rail Height Stair installations |
| Accessories | Accessory | WTHZACCYKIT | Mounting Hardware for Cut Rails – Horizontal – Classic White | Additional hardware for cut railing sections |
| | Accessory | WTSTACCYKIT | Mounting Hardware for Cut Rails – Stair – Classic White | Additional hardware for cut railing sections |
| | Accessory | WT22HGASK | 22.5 Degree Gasket Pack – Classic White | Gaskets for 22.5 degree angles |
| | Accessory | WT45RSBADAPK | 45 Degree Birdsmouth Gasket Pack (4x4 Post Sleeve) – Classic White | Gaskets and hardware for 45 degree angles |

BEACH DUNE

Trex Enhance® Basics



1 CHOOSE A BOARD PROFILE




Grooved edge

For use with our **hidden fasteners** to create a smooth, screw-free deck surface. See page 104.



RECOMMENDED



Square edge

Best for borders and stair risers.

BEACH DUNE DECK BOARD PROFILES

| | Dimensions | Item # (by the piece) | Description |
|-----------------------------------|--------------|-----------------------|---|
| 1-in x 6-in Decking, Square Edge | 1 x 6 x 12' | BD010612E2S01 | .94-in x 5.5-in x 12-ft Square Enhance Basics Beach Dune |
| | 1 x 6 x 16' | BD010616E2S01 | .94-in x 5.5-in x 16-ft Square Enhance Basics Beach Dune |
| | 1 x 6 x 20' | BD010620E2S01 | .94-in x 5.5-in x 20-ft Square Enhance Basics Beach Dune |
| 1-in x 6-in Decking, Grooved Edge | 1 x 6 x 12' | BD010612E2G01 | .94-in x 5.5-in x 12-ft Grooved Enhance Basics Beach Dune |
| | 1 x 6 x 16' | BD010616E2G01 | .94-in x 5.5-in x 16-ft Grooved Enhance Basics Beach Dune |
| | 1 x 6 x 20' | BD010620E2G01 | .94-in x 5.5-in x 20-ft Grooved Enhance Basics Beach Dune |
| Fascia | 1 x 8 x 12' | BD010812E2S01 | .56-in x 7.25-in x 12-ft Enhance Basics Fascia Beach Dune |
| | 1 x 12 x 12' | BD011212E2S01 | .56-in x 11.375-in x 12-ft Enhance Basics Fascia Beach Dune |

2 SELECT A RAILING LOOK



BD-11



BD-4



BD-5



BD-11

Enhance Basics Decking: Beach Dune
Transcend Railing: Classic White composite posts, rails and square balusters

| | Railing Style Step | Trex Item # | Description | 1 required per section (unless otherwise noted) |
|-----------------------------------|---------------------|--------------|--|--|
| 6-ft x 36-in Horizontal Rail | Step 1 | WT040439APS | 4.45-in x 4.45-in x 40-in Post Sleeve – Classic White (Fits over a 4x4 pressure treated post) | |
| | Step 2A | PWTSQCAP4X4 | 4.55-in x 4.55-in Post Sleeve Flat Cap – Classic White | 1 required per post |
| | Step 2B | PWTSKIRT4X4 | 4.55-in x 4.55-in Post Sleeve Skirt – Classic White | 1 required per post |
| | Steps 3, 4 & 5 | WT0636HRK | 67.5-in x 36-in Transcend Rail Kit w. Square Balusters – Horizontal – Classic White | |
| 6-ft x 36-in Stair Rail | Step 1 | WT0404108APS | 4.45-in x 4.45-in x 108-in Post Sleeve – Classic White (Fits over a 4x4 pressure treated post) | 1 required for every 2 posts |
| | Step 2A | PWTSQCAP4X4 | 4.55-in x 4.55-in Post Sleeve Flat Cap – Classic White | 1 required per post |
| | Step 2B | PWTSKIRT4X4 | 4.55-in x 4.55-in Post Sleeve Skirt – Classic White | 1 required per post |
| | Steps 3, 4 & 5 | WT0636SRK | 67.5-in x 36-in Transcend Rail Kit w. Square Balusters – Stair – Classic White | |
| 8-ft x 36-in Horizontal Rail | Step 1 | WT040439APS | 4.45-in x 4.45-in x 40-in Post Sleeve – Classic White (Fits over a 4x4 pressure treated post) | |
| | Step 2A | PWTSQCAP4X4 | 4.55-in x 4.55-in Post Sleeve Flat Cap – Classic White | 1 required per post |
| | Step 2B | PWTSKIRT4X4 | 4.55-in x 4.55-in Post Sleeve Skirt – Classic White | 1 required per post |
| | Steps 3, 4 & 5 | WT0836HRK | 91.5-in x 36-in Transcend Rail Kit w. Square Balusters – Horizontal – Classic White | |
| 8-ft x 36-in Stair Rail | Step 1 | WT0404108APS | 4.45-in x 4.45-in x 108-in Post Sleeve – Classic White (Fits over a 4x4 pressure treated post) | 1 required for every 2 posts |
| | Step 2A | PWTSQCAP4X4 | 4.55-in x 4.55-in Post Sleeve Flat Cap – Classic White | 1 required per post |
| | Step 2B | PWTSKIRT4X4 | 4.55-in x 4.55-in Post Sleeve Skirt – Classic White | 1 required per post |
| | Steps 3, 4 & 5 | WT0836SRK | 91.5-in x 36-in Transcend Rail Kit w. Square Balusters – Stair – Classic White | |
| Accessories for 42-in Rail Height | Step 1 | WT0404108APS | 4.45-in x 4.45-in x 108-in Post Sleeve – Classic White (Fits over a 4x4 pressure treated post) | Substitute item for 42-in Rail Height Horizontal and Stair installations; 1 required for every 2 posts |
| | Steps 3, 4 & 5 6-ft | WT0642HRK | 67.5-in x 42-in Transcend Rail Kit w. Square Balusters – Horizontal – Classic White | Substitute item for 42-in Rail Height Horizontal installations |
| | Steps 3, 4 & 5 8-ft | WT0842HRK | 91.5-in x 42-in Transcend Rail Kit w. Square Balusters – Horizontal – Classic White | Substitute item for 42-in Rail Height Horizontal installations |
| | Steps 3, 4 & 5 8-ft | WT0842SRK | 91.5-in x 42-in Transcend Rail Kit w. Square Balusters – Stair – Classic White | Substitute item for 42-in Rail Height Stair installations |
| Accessories | Accessory | WTHZACCYKIT | Mounting Hardware for Cut Rails – Horizontal – Classic White | Additional hardware for cut railing sections |
| | Accessory | WTSTACCYKIT | Mounting Hardware for Cut Rails – Stair – Classic White | Additional hardware for cut railing sections |
| | Accessory | WT22HGASK | 22.5 Degree Gasket Pack – Classic White | Gaskets for 22.5 degree angles |
| | Accessory | WT45RSBADAPK | 45 Degree Birdsmouth Gasket Pack (4x4 Post Sleeve) – Classic White | Gaskets and hardware for 45 degree angles |




BD-4

Enhance Basics Decking: Beach Dune

Transcend Railing: Classic White composite posts and rails and with round aluminum balusters in Charcoal Black

| | Railing Style Step | Trex Item # | Description | 1 required per section (unless otherwise noted) |
|-----------------------------------|--------------------|--------------|--|--|
| 6-ft x 36-in Horizontal Rail | Step 1 | WT040439APS | 4.45-in x 4.45-in x 40-in Post Sleeve – Classic White (Fits over a 4x4 pressure treated post) | |
| | Step 2A | PWTSQCAP4X4 | 4.55-in x 4.55-in Post Sleeve Flat Cap – Classic White | 1 required per post |
| | Step 2B | PWTSKIRT4X4 | 4.55-in x 4.55-in Post Sleeve Skirt – Classic White | 1 required per post |
| | Step 3A | WTCROWNTR06 | 67.5-in Crown Top Rail – Classic White | |
| | Step 3B | WTUNIVTBR06 | 67.5-in Universal Top or Bottom Rail – Classic White | |
| | Step 4 | BKTA30RBK | 30.25-in Round Aluminum Baluster Kit (20/box) – Charcoal Black | 15 balusters required per section |
| | Step 5 | WTRDHIK06 | 67.5-in Accessory Infill Kit for Round Balusters – Horizontal – Classic White | |
| 6-ft x 36-in Stair Rail | Step 1 | WT0404108APS | 4.45-in x 4.45-in x 108-in Post Sleeve – Classic White (Fits over a 4x4 pressure treated post) | 1 required for every 2 posts |
| | Step 2A | PWTSQCAP4X4 | 4.55-in x 4.55-in Post Sleeve Flat Cap – Classic White | 1 required per post |
| | Step 2B | PWTSKIRT4X4 | 4.55-in x 4.55-in Post Sleeve Skirt – Classic White | 1 required per post |
| | Step 3A | WTCROWNTR06 | 67.5-in Crown Top Rail – Classic White | |
| | Step 3B | WTUNIVTBR06 | 67.5-in Universal Top or Bottom Rail – Classic White | |
| | Step 4 | BKTA30RBK | 30.25-in Round Aluminum Baluster Kit (20/box) – Charcoal Black | 12 balusters required per section |
| | Step 5 | WTRDSIK06 | 67.5-in Accessory Infill Kit for Round Balusters – Stair – Classic White | |
| 8-ft x 36-in Horizontal Rail | Step 1 | WT040439APS | 4.45-in x 4.45-in x 40-in Post Sleeve – Classic White (Fits over a 4x4 pressure treated post) | |
| | Step 2A | PWTSQCAP4X4 | 4.55-in x 4.55-in Post Sleeve Flat Cap – Classic White | 1 required per post |
| | Step 2B | PWTSKIRT4X4 | 4.55-in x 4.55-in Post Sleeve Skirt – Classic White | 1 required per post |
| | Step 3A | WTCROWNTR08 | 91.5-in Crown Top Rail – Classic White | |
| | Step 3B | WTUNIVTBR08 | 91.5-in Universal Top or Bottom Rail – Classic White | |
| | Step 4 | BKTA30RBK | 30.25-in Round Aluminum Baluster Kit (20/box) – Charcoal Black | 20 balusters required per section |
| | Step 5 | WTRDHIK08 | 91.5-in Accessory Infill Kit for Round Balusters – Horizontal – Classic White | |
| 8-ft x 36-in Stair Rail | Step 1 | WT0404108APS | 4.45-in x 4.45-in x 108-in Post Sleeve – Classic White (Fits over a 4x4 pressure treated post) | 1 required for every 2 posts |
| | Step 2A | PWTSQCAP4X4 | 4.55-in x 4.55-in Post Sleeve Flat Cap – Classic White | 1 required per post |
| | Step 2B | PWTSKIRT4X4 | 4.55-in x 4.55-in Post Sleeve Skirt – Classic White | 1 required per post |
| | Step 3A | WTCROWNTR08 | 91.5-in Crown Top Rail – Classic White | |
| | Step 3B | WTUNIVTBR08 | 91.5-in Universal Top or Bottom Rail – Classic White | |
| | Step 4 | BKTA30RBK | 30.25-in Round Aluminum Baluster Kit (20/box) – Charcoal Black | 16 balusters required per section |
| | Step 5 | WTRDSIK08 | 91.5-in Accessory Infill Kit for Round Balusters – Stair – Classic White | |
| Accessories for 42-in Rail Height | Step 1 | WT0404108APS | 4.45-in x 4.45-in x 108-in Post Sleeve – Classic White (Fits over a 4x4 pressure treated post) | Substitute item for 42-in Rail Height Horizontal and Stair installations; 1 required for every 2 posts |
| | Step 4 | BKTA36RBK | 36.25-in Round Aluminum Baluster Kit (20/box) – Charcoal Black | Substitute item for 42-in Rail Height Horizontal and Stair installations |
| Accessories | Accessory | WTHZACCYKIT | Mounting Hardware for Cut Rails – Horizontal – Classic White | Additional hardware for cut railing sections |
| | Accessory | WTSTACCYKIT | Mounting Hardware for Cut Rails – Stair – Classic White | Additional hardware for cut railing sections |
| | Accessory | WT22HGASK | 22.5 Degree Gasket Pack – Classic White | Gaskets for 22.5 degree angles |
| | Accessory | WT45RSBADAPK | 45 Degree Birdsmouth Gasket Pack (4x4 Post Sleeve) – Classic White | Gaskets and hardware for 45 degree angles |



BD-5

Enhance Basics Decking: Beach Dune
Transcend Railing: Vintage Lantern composite posts and rails and with round aluminum balusters in Charcoal Black

| | Railing Style Step | Trex Item # | Description | 1 required per section (unless otherwise noted) |
|-----------------------------------|--------------------|--------------|--|--|
| 6-ft x 36-in Horizontal Rail | Step 1 | VL040439APS | 4.45-in x 4.45-in x 40-in Post Sleeve – Vintage Lantern (Fits over a 4x4 pressure treated post) | |
| | Step 2A | PVLSQCAP4X4 | 4.55-in x 4.55-in Post Sleeve Flat Cap – Vintage Lantern | 1 required per post |
| | Step 2B | PVLSKIRT4X4 | 4.55-in x 4.55-in Post Sleeve Skirt – Vintage Lantern | 1 required per post |
| | Step 3A | VLCROWNTR06 | 67.5-in Crown Top Rail – Vintage Lantern | |
| | Step 3B | VLUNIVTBR06 | 67.5-in Universal Top or Bottom Rail – Vintage Lantern | |
| | Step 4 | BKTA30RBK | 30.25-in Round Aluminum Baluster Kit (20/box) – Charcoal Black | 15 balusters required per section |
| | Step 5 | VLRDHIK06 | 67.5-in Accessory Infill Kit for Round Balusters – Horizontal – Vintage Lantern | |
| 6-ft x 36-in Stair Rail | Step 1 | VL0404108APS | 4.45-in x 4.45-in x 108-in Post Sleeve – Vintage Lantern (Fits over a 4x4 pressure treated post) | 1 required for every 2 posts |
| | Step 2A | PVLSQCAP4X4 | 4.55-in x 4.55-in Post Sleeve Flat Cap – Vintage Lantern | 1 required per post |
| | Step 2B | PVLSKIRT4X4 | 4.55-in x 4.55-in Post Sleeve Skirt – Vintage Lantern | 1 required per post |
| | Step 3A | VLCROWNTR06 | 67.5-in Crown Top Rail – Vintage Lantern | |
| | Step 3B | VLUNIVTBR06 | 67.5-in Universal Top or Bottom Rail – Vintage Lantern | |
| | Step 4 | BKTA30RBK | 30.25-in Round Aluminum Baluster Kit (20/box) – Charcoal Black | 12 balusters required per section |
| | Step 5 | VLRDSIK06 | 67.5-in Accessory Infill Kit for Round Balusters – Stair – Vintage Lantern | |
| 8-ft x 36-in Horizontal Rail | Step 1 | VL040439APS | 4.45-in x 4.45-in x 40-in Post Sleeve – Vintage Lantern (Fits over a 4x4 pressure treated post) | |
| | Step 2A | PVLSQCAP4X4 | 4.55-in x 4.55-in Post Sleeve Flat Cap – Vintage Lantern | 1 required per post |
| | Step 2B | PVLSKIRT4X4 | 4.55-in x 4.55-in Post Sleeve Skirt – Vintage Lantern | 1 required per post |
| | Step 3A | VLCROWNTR08 | 91.5-in Crown Top Rail – Vintage Lantern | |
| | Step 3B | VLUNIVTBR08 | 91.5-in Universal Top or Bottom Rail – Vintage Lantern | |
| | Step 4 | BKTA30RBK | 30.25-in Round Aluminum Baluster Kit (20/box) – Charcoal Black | 20 balusters required per section |
| | Step 5 | VLRDHIK08 | 91.5-in Accessory Infill Kit for Round Balusters – Horizontal – Vintage Lantern | |
| 8-ft x 36-in Stair Rail | Step 1 | VL0404108APS | 4.45-in x 4.45-in x 108-in Post Sleeve – Vintage Lantern (Fits over a 4x4 pressure treated post) | 1 required for every 2 posts |
| | Step 2A | PVLSQCAP4X4 | 4.55-in x 4.55-in Post Sleeve Flat Cap – Vintage Lantern | 1 required per post |
| | Step 2B | PVLSKIRT4X4 | 4.55-in x 4.55-in Post Sleeve Skirt – Vintage Lantern | 1 required per post |
| | Step 3A | VLCROWNTR08 | 91.5-in Crown Top Rail – Vintage Lantern | |
| | Step 3B | VLUNIVTBR08 | 91.5-in Universal Top or Bottom Rail – Vintage Lantern | |
| | Step 4 | BKTA30RBK | 30.25-in Round Aluminum Baluster Kit (20/box) – Charcoal Black | 16 balusters required per section |
| | Step 5 | VLRDSIK08 | 91.5-in Accessory Infill Kit for Round Balusters – Stair – Vintage Lantern | |
| Accessories for 42-in Rail Height | Step 1 | VL0404108APS | 4.45-in x 4.45-in x 108-in Post Sleeve – Vintage Lantern (Fits over a 4x4 pressure treated post) | Substitute item for 42-in Rail Height Horizontal and Stair installations; 1 required for every 2 posts |
| | Step 4 | BKTA36RBK | 36.25-in Round Aluminum Baluster Kit (20/box) – Charcoal Black | Substitute item for 42-in Rail Height Horizontal and Stair installations |
| Accessories | Accessory | VLHZACCYKIT | Mounting Hardware for Cut Rails – Horizontal – Vintage Lantern | Additional hardware for cut railing sections |
| | Accessory | VLSTACCYKIT | Mounting Hardware for Cut Rails – Stair – Vintage Lantern | Additional hardware for cut railing sections |
| | Accessory | VL22HGASK | 22.5 Degree Gasket Pack – Vintage Lantern | Gaskets for 22.5 degree angles |
| | Accessory | VL45RSBADAPK | 45 Degree Birdsmouth Gasket Pack (4x4 Post Sleeve) – Vintage Lantern | Gaskets and hardware for 45 degree angles |

SADDLE

Trex Enhance® Basics



1 CHOOSE A BOARD PROFILE




Grooved edge

For use with our **hidden fasteners** to create a smooth, screw-free deck surface. See page 104.



RECOMMENDED



Square edge

Best for borders and stair risers.

ENHANCE SADDLE DECK BOARD PROFILES

| | Dimensions | Item # (by the piece) | Description |
|-----------------------------------|--------------|-----------------------|---|
| 1-in x 6-in Decking, Square Edge | 1 x 6 x 12' | SD010612E2S01 | .94-in x 5.5-in x 12-ft Square Enhance Basics Saddle |
| | 1 x 6 x 16' | SD010616E2S01 | .94-in x 5.5-in x 16-ft Square Enhance Basics Saddle |
| | 1 x 6 x 20' | SD010620E2S01 | .94-in x 5.5-in x 20-ft Square Enhance Basics Saddle |
| 1-in x 6-in Decking, Grooved Edge | 1 x 6 x 12' | SD010612E2G01 | .94-in x 5.5-in x 12-ft Grooved Enhance Basics Saddle |
| | 1 x 6 x 16' | SD010616E2G01 | .94-in x 5.5-in x 16-ft Grooved Enhance Basics Saddle |
| | 1 x 6 x 20' | SD010620E2G01 | .94-in x 5.5-in x 20-ft Grooved Enhance Basics Saddle |
| Fascia | 1 x 8 x 12' | SD010812E2S01 | .56-in x 7.25-in x 12-ft Enhance Basics Fascia Saddle |
| | 1 x 12 x 12' | SD011212E2S01 | .56-in x 11.375-in x 12-ft Enhance Basics Fascia Saddle |

2 SELECT A RAILING LOOK



ES-9



ES-5



ES-8



ES-9

Enhance Basics Decking: Saddle
Transcend Railing: Classic White composite posts and rails with round aluminum balusters in Charcoal Black


| | Railing Style Step | Trex Item # | Description | 1 required per section (unless otherwise noted) |
|-----------------------------------|--------------------|--------------|--|--|
| 6-ft x 36-in Horizontal Rail | Step 1 | WT040439APS | 4.45-in x 4.45-in x 40-in Post Sleeve – Classic White (Fits over a 4x4 pressure treated post) | |
| | Step 2A | PWTSQCAP4X4 | 4.55-in x 4.55-in Post Sleeve Flat Cap – Classic White | 1 required per post |
| | Step 2B | PWTSKIRT4X4 | 4.55-in x 4.55-in Post Sleeve Skirt – Classic White | 1 required per post |
| | Step 3A | WTCROWNTR06 | 67.5-in Crown Top Rail – Classic White | |
| | Step 3B | WTUNIVTBR06 | 67.5-in Universal Top or Bottom Rail – Classic White | |
| | Step 4 | BKTA30RBK | 30.25-in Round Aluminum Baluster Kit (20/box) – Charcoal Black | 15 balusters required per section |
| | Step 5 | WTRDHIK06 | 67.5-in Accessory Infill Kit for Round Balusters – Horizontal – Classic White | |
| 6-ft x 36-in Stair Rail | Step 1 | WT0404108APS | 4.45-in x 4.45-in x 108-in Post Sleeve – Classic White (Fits over a 4x4 pressure treated post) | 1 required for every 2 posts |
| | Step 2A | PWTSQCAP4X4 | 4.55-in x 4.55-in Post Sleeve Flat Cap – Classic White | 1 required per post |
| | Step 2B | PWTSKIRT4X4 | 4.55-in x 4.55-in Post Sleeve Skirt – Classic White | 1 required per post |
| | Step 3A | WTCROWNTR06 | 67.5-in Crown Top Rail – Classic White | |
| | Step 3B | WTUNIVTBR06 | 67.5-in Universal Top or Bottom Rail – Classic White | |
| | Step 4 | BKTA30RBK | 30.25-in Round Aluminum Baluster Kit (20/box) – Charcoal Black | 12 balusters required per section |
| | Step 5 | WTRDSIK06 | 67.5-in Accessory Infill Kit for Round Balusters – Stair – Classic White | |
| 8-ft x 36-in Horizontal Rail | Step 1 | WT040439APS | 4.45-in x 4.45-in x 40-in Post Sleeve – Classic White (Fits over a 4x4 pressure treated post) | |
| | Step 2A | PWTSQCAP4X4 | 4.55-in x 4.55-in Post Sleeve Flat Cap – Classic White | 1 required per post |
| | Step 2B | PWTSKIRT4X4 | 4.55-in x 4.55-in Post Sleeve Skirt – Classic White | 1 required per post |
| | Step 3A | WTCROWNTR08 | 91.5-in Crown Top Rail – Classic White | |
| | Step 3B | WTUNIVTBR08 | 91.5-in Universal Top or Bottom Rail – Classic White | |
| | Step 4 | BKTA30RBK | 30.25-in Round Aluminum Baluster Kit (20/box) – Charcoal Black | 20 balusters required per section |
| | Step 5 | WTRDHIK08 | 91.5-in Accessory Infill Kit for Round Balusters – Horizontal – Classic White | |
| 8-ft x 36-in Stair Rail | Step 1 | WT0404108APS | 4.45-in x 4.45-in x 108-in Post Sleeve – Classic White (Fits over a 4x4 pressure treated post) | 1 required for every 2 posts |
| | Step 2A | PWTSQCAP4X4 | 4.55-in x 4.55-in Post Sleeve Flat Cap – Classic White | 1 required per post |
| | Step 2B | PWTSKIRT4X4 | 4.55-in x 4.55-in Post Sleeve Skirt – Classic White | 1 required per post |
| | Step 3A | WTCROWNTR08 | 91.5-in Crown Top Rail – Classic White | |
| | Step 3B | WTUNIVTBR08 | 91.5-in Universal Top or Bottom Rail – Classic White | |
| | Step 4 | BKTA30RBK | 30.25-in Round Aluminum Baluster Kit (20/box) – Charcoal Black | 16 balusters required per section |
| | Step 5 | WTRDSIK08 | 91.5-in Accessory Infill Kit for Round Balusters – Stair – Classic White | |
| Accessories for 42-in Rail Height | Step 1 | WT0404108APS | 4.45-in x 4.45-in x 108-in Post Sleeve – Classic White (Fits over a 4x4 pressure treated post) | Substitute item for 42-in Rail Height Horizontal and Stair installations; 1 required for every 2 posts |
| | Step 4 | BKTA36RBK | 36.25-in Round Aluminum Baluster Kit (20/box) – Charcoal Black | Substitute item for 42-in Rail Height Horizontal and Stair installations |
| Accessories | Accessory | WTHZACCYKIT | Mounting Hardware for Cut Rails – Horizontal – Classic White | Additional hardware for cut railing sections |
| | Accessory | WTSTACCYKIT | Mounting Hardware for Cut Rails – Stair – Classic White | Additional hardware for cut railing sections |
| | Accessory | WT22HGASK | 22.5 Degree Gasket Pack – Classic White | Gaskets for 22.5 degree angles |
| | Accessory | WT45RSBADAPK | 45 Degree Birdsmouth Gasket Pack (4x4 Post Sleeve) – Classic White | Gaskets and hardware for 45 degree angles |



ES-5

Enhance Basics Decking: Saddle
Transcend Railing: Classic White composite posts, rails and square balusters

| | Railing Style Step | Trex Item # | Description | 1 required per section (unless otherwise noted) |
|-----------------------------------|---------------------|---------------|--|--|
| 6-ft x 36-in Horizontal Rail | Step 1 | WT040439APS | 4.45-in x 4.45-in x 40-in Post Sleeve – Classic White (Fits over a 4x4 pressure treated post) | |
| | Step 2A | PWTSQCAP4X4 | 4.55-in x 4.55-in Post Sleeve Flat Cap – Classic White | 1 required per post |
| | Step 2B | PWTSKIRT4X4 | 4.55-in x 4.55-in Post Sleeve Skirt – Classic White | 1 required per post |
| | Steps 3, 4 & 5 | WT0636HRK | 67.5-in x 36-in Transcend Rail Kit w. Square Balusters – Horizontal – Classic White | |
| 6-ft x 36-in Stair Rail | Step 1 | WT0404108APS | 4.45-in x 4.45-in x 108-in Post Sleeve – Classic White (Fits over a 4x4 pressure treated post) | 1 required for every 2 posts |
| | Step 2A | PWTSQCAP4X4 | 4.55-in x 4.55-in Post Sleeve Flat Cap – Classic White | 1 required per post |
| | Step 2B | PWTSKIRT4X4 | 4.55-in x 4.55-in Post Sleeve Skirt – Classic White | 1 required per post |
| | Steps 3, 4 & 5 | WT0636SRK | 67.5-in x 36-in Transcend Rail Kit w. Square Balusters – Stair – Classic White | |
| 8-ft x 36-in Horizontal Rail | Step 1 | WT040439APS | 4.45-in x 4.45-in x 40-in Post Sleeve – Classic White (Fits over a 4x4 pressure treated post) | |
| | Step 2A | PWTSQCAP4X4 | 4.55-in x 4.55-in Post Sleeve Flat Cap – Classic White | 1 required per post |
| | Step 2B | PWTSKIRT4X4 | 4.55-in x 4.55-in Post Sleeve Skirt – Classic White | 1 required per post |
| | Steps 3, 4 & 5 | WT0836HRK | 91.5-in x 36-in Transcend Rail Kit w. Square Balusters – Horizontal – Classic White | |
| 8-ft x 36-in Stair Rail | Step 1 | WT0404108APS | 4.45-in x 4.45-in x 108-in Post Sleeve – Classic White (Fits over a 4x4 pressure treated post) | 1 required for every 2 posts |
| | Step 2A | PWTSQCAP4X4 | 4.55-in x 4.55-in Post Sleeve Flat Cap – Classic White | 1 required per post |
| | Step 2B | PWTSKIRT4X4 | 4.55-in x 4.55-in Post Sleeve Skirt – Classic White | 1 required per post |
| | Steps 3, 4 & 5 | WT0836SRK | 91.5-in x 36-in Transcend Rail Kit w. Square Balusters – Stair – Classic White | |
| Accessories for 42-in Rail Height | Step 1 | WT0404108APS | 4.45-in x 4.45-in x 108-in Post Sleeve – Classic White (Fits over a 4x4 pressure treated post) | Substitute item for 42-in Rail Height Horizontal and Stair installations; 1 required for every 2 posts |
| | Steps 3, 4 & 5 6-ft | WT0642HRK | 67.5-in x 42-in Transcend Rail Kit w. Square Balusters – Horizontal – Classic White | Substitute item for 42-in Rail Height Horizontal installations |
| | Steps 3, 4 & 5 8-ft | WT0842HRK | 91.5-in x 42-in Transcend Rail Kit w. Square Balusters – Horizontal – Classic White | Substitute item for 42-in Rail Height Horizontal installations |
| | Steps 3, 4 & 5 8-ft | WT0842SRK | 91.5-in x 42-in Transcend Rail Kit w. Square Balusters – Stair – Classic White | Substitute item for 42-in Rail Height Stair installations |
| Accessories | Accessory | WTHZACCYKIT | Mounting Hardware for Cut Rails – Horizontal – Classic White | Additional hardware for cut railing sections |
| | Accessory | WTSTACCYKIT | Mounting Hardware for Cut Rails – Stair – Classic White | Additional hardware for cut railing sections |
| | Accessory | WT22HGASK | 22.5 Degree Gasket Pack – Classic White | Gaskets for 22.5 degree angles |
| | Accessory | WT45RSBADAPK | 45 Degree Birdsmouth Gasket Pack (4x4 Post Sleeve) – Classic White | Gaskets and hardware for 45 degree angles |
| | Accessory | ALPOSTMOUNT36 | 36-in Aluminum IRC – Compliant Surface Mount Post | |
| | Accessory | ALPOSTHWDECK | Surface Mount Post Mounting Hardware | |



ES-8

Enhance Basics Decking: Saddle
Transcend Railing: Charcoal Black composite posts, rails and square balusters

| | Railing Style Step | Trex Item # | Description | 1 required per section (unless otherwise noted) |
|-----------------------------------|--------------------|--------------|--|--|
| 6-ft x 36-in Horizontal Rail | Step 1 | BK040439APS | 4.45-in x 4.45-in x 40-in Post Sleeve – Charcoal Black (Fits over a 4x4 pressure treated post) | |
| | Step 2A | PBKSQCAP4X4 | 4.55-in x 4.55-in Post Sleeve Flat Cap – Charcoal Black | 1 required per post |
| | Step 2B | PBBSKIRT4X4 | 4.55-in x 4.55-in Post Sleeve Skirt – Charcoal Black | 1 required per post |
| | Step 3A | BKCROWNTR06 | 67.5-in Crown Top Rail – Charcoal Black | |
| | Step 3B | BKUNIVTBR06 | 67.5-in Universal Top or Bottom Rail – Charcoal Black | |
| | Step 4 | BK020230SBK | 30.375-in Square Baluster Kit (16/box) – Charcoal Black | 13 balusters required per section |
| | Step 5 | BKSQHIK06 | 67.5-in Accessory Infill Kit for Square Balusters – Horizontal – Charcoal Black | |
| 6-ft x 36-in Stair Rail | Step 1 | BK0404108APS | 4.45-in x 4.45-in x 108-in Post Sleeve – Charcoal Black (Fits over a 4x4 pressure treated post) | 1 required for every 2 posts |
| | Step 2A | PBKSQCAP4X4 | 4.55-in x 4.55-in Post Sleeve Flat Cap – Charcoal Black | 1 required per post |
| | Step 2B | PBBSKIRT4X4 | 4.55-in x 4.55-in Post Sleeve Skirt – Charcoal Black | 1 required per post |
| | Step 3A | BKCROWNTR06 | 67.5-in Crown Top Rail – Charcoal Black | |
| | Step 3B | BKUNIVTBR06 | 67.5-in Universal Top or Bottom Rail – Charcoal Black | |
| | Step 4 | BK020230SBK | 30.375-in Square Baluster Kit (16/box) – Charcoal Black | 11 balusters required per section |
| | Step 5 | BKSQSIK06 | 67.5-in Accessory Infill Kit for Square Balusters – Stair – Charcoal Black | |
| 8-ft x 36-in Horizontal Rail | Step 1 | BK040439APS | 4.45-in x 4.45-in x 40-in Post Sleeve – Charcoal Black (Fits over a 4x4 pressure treated post) | |
| | Step 2A | PBKSQCAP4X4 | 4.55-in x 4.55-in Post Sleeve Flat Cap – Charcoal Black | 1 required per post |
| | Step 2B | PBBSKIRT4X4 | 4.55-in x 4.55-in Post Sleeve Skirt – Charcoal Black | 1 required per post |
| | Step 3A | BKCROWNTR08 | 91.5-in Crown Top Rail – Charcoal Black | |
| | Step 3B | BKUNIVTBR08 | 91.5-in Universal Top or Bottom Rail – Charcoal Black | |
| | Step 4 | BK020230SBK | 30.375-in Square Baluster Kit (16/box) – Charcoal Black | 18 balusters required per section |
| | Step 5 | BKSQHIK08 | 91.5-in Accessory Infill Kit for Square Balusters – Horizontal – Charcoal Black | |
| 8-ft x 36-in Stair Rail | Step 1 | BK0404108APS | 4.45-in x 4.45-in x 108-in Post Sleeve – Charcoal Black (Fits over a 4x4 pressure treated post) | 1 required for every 2 posts |
| | Step 2A | PBKSQCAP4X4 | 4.55-in x 4.55-in Post Sleeve Flat Cap – Charcoal Black | 1 required per post |
| | Step 2B | PBBSKIRT4X4 | 4.55-in x 4.55-in Post Sleeve Skirt – Charcoal Black | 1 required per post |
| | Step 3A | BKCROWNTR08 | 91.5-in Crown Top Rail – Charcoal Black | |
| | Step 3B | BKUNIVTBR08 | 91.5-in Universal Top or Bottom Rail – Charcoal Black | |
| | Step 4 | BK020230SBK | 30.375-in Square Baluster Kit (16/box) – Charcoal Black | 15 balusters required per section |
| | Step 5 | BKSQSIK08 | 91.5-in Accessory Infill Kit for Square Balusters – Stair – Charcoal Black | |
| Accessories for 42-in Rail Height | Step 1 | BK0404108APS | 4.45-in x 4.45-in x 108-in Post Sleeve – Charcoal Black (Fits over a 4x4 pressure treated post) | Substitute item for 42-in Rail Height Horizontal and Stair installations; 1 required for every 2 posts |
| | Step 4 | BK020236SBK | 36.375-in Square Baluster Kit (16/box) – Charcoal Black (108-in Post Sleeve required for assembly) | Substitute item for 42-in Rail Height Horizontal and Stair installations |
| Accessories | Accessory | BKHZACCYKIT | Mounting Hardware for Cut Rails – Horizontal – Charcoal Black | Additional hardware for cut railing sections |
| | Accessory | BKSTACCYKIT | Mounting Hardware for Cut Rails – Stair – Charcoal Black | Additional hardware for cut railing sections |
| | Accessory | BK22HGASK | 22.5 Degree Gasket Pack – Charcoal Black | Gaskets for 22.5 degree angles |
| | Accessory | BK45RSBADAPK | 45 Degree Birdsmouth Gasket Pack (4x4 Post Sleeve) – Charcoal Black | Gaskets and hardware for 45 degree angles |

additional ACCESSORIES



TT-1

Transcend Tropicals Decking: Tiki Torch
Transcend Railing: Charcoal Black composite posts and rails with Tiki Torch cocktail rail and round aluminum balusters in Charcoal Black

CORRESPONDING DUO INFORMATION
 found on pg. 41

| Trex Item # | Description | 1 required per section (unless otherwise noted) | |
|-------------|---------------|---|--|
| Accessories | BKHZACCYKIT | Mounting Hardware for Cut Rails – Horizontal – Charcoal Black | Additional hardware for cut railing sections |
| | BKSTACCYKIT | Mounting Hardware for Cut Rails – Stair – Charcoal Black | Additional hardware for cut railing sections |
| | BK22HGASK | 22.5 Degree Gasket Pack – Charcoal Black | Gaskets for 22.5 degree angles |
| | BK45RSBADAPK | 45 Degree Birdsmouth Gasket Pack (4x4 Post Sleeve) – Charcoal Black | Gaskets and hardware for 45 degree angles |
| | ALPOSTMOUNT36 | 36-in Aluminum IRC – Compliant Surface Mount Post | |
| | ALPOSTHWDECK | Surface Mount Post Mounting Hardware | |



SR-1

Transcend Tropicals Decking: Spiced Rum
Transcend Railing: Classic White composite posts, rails and square balusters with Spiced Rum cocktail rail

CORRESPONDING DUO INFORMATION
 found on pg. 49

| Trex Item # | Description | 1 required per section (unless otherwise noted) | |
|-------------|--------------|--|--|
| Accessories | WTHZACCYKIT | Mounting Hardware for Cut Rails – Horizontal – Classic White | Additional hardware for cut railing sections |
| | WTSTACCYKIT | Mounting Hardware for Cut Rails – Stair – Classic White | Additional hardware for cut railing sections |
| | WT22HGASK | 22.5 Degree Gasket Pack – Classic White | Gaskets for 22.5 degree angles |
| | WT45RSBADAPK | 45 Degree Birdsmouth Gasket Pack (4x4 Post Sleeve) – Classic White | Gaskets and hardware for 45 degree angles |

TREX

Item Listings

DECKING

TREX TRANSCEND LINEAGE .94-IN X 5.5-IN GROOVED DECK BOARDS

| Trex Item # | Product Description | Color | Unit Pack |
|---------------|--|----------|-----------|
| BC010612TLG01 | .94-in x 5.5-in x 12-ft Grooved Transcend Biscayne | Biscayne | each |
| BC010616TLG01 | .94-in x 5.5-in x 16-ft Grooved Transcend Biscayne | Biscayne | each |
| BC010620TLG01 | .94-in x 5.5-in x 20-ft Grooved Transcend Biscayne | Biscayne | each |
| CL010612TLG01 | .94-in x 5.5-in x 12-ft Grooved Transcend Carmel | Carmel | each |
| CL010616TLG01 | .94-in x 5.5-in x 16-ft Grooved Transcend Carmel | Carmel | each |
| CL010620TLG01 | .94-in x 5.5-in x 20-ft Grooved Transcend Carmel | Carmel | each |
| JA010612TLG01 | .94-in x 5.5-in x 12-ft Grooved Transcend Jasper | Jasper | each |
| JA010616TLG01 | .94-in x 5.5-in x 16-ft Grooved Transcend Jasper | Jasper | each |
| JA010620TLG01 | .94-in x 5.5-in x 20-ft Grooved Transcend Jasper | Jasper | each |
| RN010612TLG01 | .94-in x 5.5-in x 12-ft Grooved Transcend Rainier | Rainier | each |
| RN010616TLG01 | .94-in x 5.5-in x 16-ft Grooved Transcend Rainier | Rainier | each |
| RN010620TLG01 | .94-in x 5.5-in x 20-ft Grooved Transcend Rainier | Rainier | each |

TREX TRANSCEND LINEAGE .94-IN X 5.5-IN SQUARE DECK BOARDS

| Trex Item # | Product Description | Color | Unit Pack |
|---------------|---|----------|-----------|
| BC010616TLS01 | .94-in x 5.5-in x 16-ft Square Transcend Biscayne | Biscayne | each |
| BC010620TLS01 | .94-in x 5.5-in x 20-ft Square Transcend Biscayne | Biscayne | each |
| CL010616TLS01 | .94-in x 5.5-in x 16-ft Square Transcend Carmel | Carmel | each |
| CL010620TLS01 | .94-in x 5.5-in x 20-ft Square Transcend Carmel | Carmel | each |
| JA010616TLS01 | .94-in x 5.5-in x 16-ft Square Transcend Jasper | Jasper | each |
| JA010620TLS01 | .94-in x 5.5-in x 20-ft Square Transcend Jasper | Jasper | each |
| RN010616TLS01 | .94-in x 5.5-in x 16-ft Square Transcend Rainier | Rainier | each |
| RN010620TLS01 | .94-in x 5.5-in x 20-ft Square Transcend Rainier | Rainier | each |

TREX TRANSCEND TROPICALS .94-IN X 5.5-IN GROOVED DECK BOARDS

| Trex Item # | Product Description | Color | Unit Pack |
|--------------|---|-------------|-----------|
| HG010612TG01 | .94-in x 5.5-in x 12-ft Grooved Transcend Havana Gold | Havana Gold | each |
| HG010616TG01 | .94-in x 5.5-in x 16-ft Grooved Transcend Havana Gold | Havana Gold | each |
| HG010620TG01 | .94-in x 5.5-in x 20-ft Grooved Transcend Havana Gold | Havana Gold | each |
| IM010612TG01 | .94-in x 5.5-in x 12-ft Grooved Transcend Island Mist | Island Mist | each |
| IM010616TG01 | .94-in x 5.5-in x 16-ft Grooved Transcend Island Mist | Island Mist | each |
| IM010620TG01 | .94-in x 5.5-in x 20-ft Grooved Transcend Island Mist | Island Mist | each |
| LR010612TG01 | .94-in x 5.5-in x 12-ft Grooved Transcend Lava Rock | Lava Rock | each |
| LR010616TG01 | .94-in x 5.5-in x 16-ft Grooved Transcend Lava Rock | Lava Rock | each |
| LR010620TG01 | .94-in x 5.5-in x 20-ft Grooved Transcend Lava Rock | Lava Rock | each |
| SR010612TG01 | .94-in x 5.5-in x 12-ft Grooved Transcend Spiced Rum | Spiced Rum | each |
| SR010616TG01 | .94-in x 5.5-in x 16-ft Grooved Transcend Spiced Rum | Spiced Rum | each |
| SR010620TG01 | .94-in x 5.5-in x 20-ft Grooved Transcend Spiced Rum | Spiced Rum | each |
| TT010612TG01 | .94-in x 5.5-in x 12-ft Grooved Transcend Tiki Torch | Tiki Torch | each |
| TT010616TG01 | .94-in x 5.5-in x 16-ft Grooved Transcend Tiki Torch | Tiki Torch | each |
| TT010620TG01 | .94-in x 5.5-in x 20-ft Grooved Transcend Tiki Torch | Tiki Torch | each |

TREX TRANSCEND TROPICALS .94-IN X 5.5-IN SQUARE DECK BOARDS

| Trex Item # | Product Description | Color | Unit Pack |
|--------------|--|-------------|-----------|
| HG010612TS01 | .94-in x 5.5-in x 12-ft Square Transcend Havana Gold | Havana Gold | each |
| HG010616TS01 | .94-in x 5.5-in x 16-ft Square Transcend Havana Gold | Havana Gold | each |
| HG010620TS01 | .94-in x 5.5-in x 20-ft Square Transcend Havana Gold | Havana Gold | each |
| IM010612TS01 | .94-in x 5.5-in x 12-ft Square Transcend Island Mist | Island Mist | each |
| IM010616TS01 | .94-in x 5.5-in x 16-ft Square Transcend Island Mist | Island Mist | each |
| IM010620TS01 | .94-in x 5.5-in x 20-ft Square Transcend Island Mist | Island Mist | each |
| LR010612TS01 | .94-in x 5.5-in x 12-ft Square Transcend Lava Rock | Lava Rock | each |
| LR010616TS01 | .94-in x 5.5-in x 16-ft Square Transcend Lava Rock | Lava Rock | each |
| LR010620TS01 | .94-in x 5.5-in x 20-ft Square Transcend Lava Rock | Lava Rock | each |
| SR010612TS01 | .94-in x 5.5-in x 12-ft Square Transcend Spiced Rum | Spiced Rum | each |
| SR010616TS01 | .94-in x 5.5-in x 16-ft Square Transcend Spiced Rum | Spiced Rum | each |
| SR010620TS01 | .94-in x 5.5-in x 20-ft Square Transcend Spiced Rum | Spiced Rum | each |
| TT010612TS01 | .94-in x 5.5-in x 12-ft Square Transcend Tiki Torch | Tiki Torch | each |
| TT010616TS01 | .94-in x 5.5-in x 16-ft Square Transcend Tiki Torch | Tiki Torch | each |
| TT010620TS01 | .94-in x 5.5-in x 20-ft Square Transcend Tiki Torch | Tiki Torch | each |

TREX TRANSCEND EARTH TONES .94-IN X 5.5-IN GROOVED DECK BOARDS

| Trex Item # | Product Description | Color | Unit Pack |
|---------------|---|-----------------|-----------|
| GP010612T2G01 | .94-in x 5.5-in x 12-ft Grooved Transcend Gravel Path | Gravel Path | each |
| GP010616T2G01 | .94-in x 5.5-in x 16-ft Grooved Transcend Gravel Path | Gravel Path | each |
| GP010620T2G01 | .94-in x 5.5-in x 20-ft Grooved Transcend Gravel Path | Gravel Path | each |
| RS010612T2G01 | .94-in x 5.5-in x 12-ft Grooved Transcend Rope Swing | Rope Swing | each |
| RS010616T2G01 | .94-in x 5.5-in x 16-ft Grooved Transcend Rope Swing | Rope Swing | each |
| RS010620T2G01 | .94-in x 5.5-in x 20-ft Grooved Transcend Rope Swing | Rope Swing | each |
| VL010612T2G01 | .94-in x 5.5-in x 12-ft Grooved Transcend Vintage Lantern | Vintage Lantern | each |
| VL010616T2G01 | .94-in x 5.5-in x 16-ft Grooved Transcend Vintage Lantern | Vintage Lantern | each |
| VL010620T2G01 | .94-in x 5.5-in x 20-ft Grooved Transcend Vintage Lantern | Vintage Lantern | each |

TREX TRANSCEND EARTH TONES .94-IN X 5.5-IN SQUARE DECK BOARDS

| Trex Item # | Product Description | Color | Unit Pack |
|---------------|--|-----------------|-----------|
| GP010612T2S01 | .94-in x 5.5-in x 12-ft Square Transcend Gravel Path | Gravel Path | each |
| GP010616T2S01 | .94-in x 5.5-in x 16-ft Square Transcend Gravel Path | Gravel Path | each |
| GP010620T2S01 | .94-in x 5.5-in x 20-ft Square Transcend Gravel Path | Gravel Path | each |
| RS010612T2S01 | .94-in x 5.5-in x 12-ft Square Transcend Rope Swing | Rope Swing | each |
| RS010616T2S01 | .94-in x 5.5-in x 16-ft Square Transcend Rope Swing | Rope Swing | each |
| RS010620T2S01 | .94-in x 5.5-in x 20-ft Square Transcend Rope Swing | Rope Swing | each |
| VL010612T2S01 | .94-in x 5.5-in x 12-ft Square Transcend Vintage Lantern | Vintage Lantern | each |
| VL010616T2S01 | .94-in x 5.5-in x 16-ft Square Transcend Vintage Lantern | Vintage Lantern | each |
| VL010620T2S01 | .94-in x 5.5-in x 20-ft Square Transcend Vintage Lantern | Vintage Lantern | each |

TREX TRANSCEND 2X6 (1.3-IN X 5.5-IN) SQUARE DECK BOARDS

| Trex Item # | Product Description | Color | Unit Pack |
|--------------|--|-------------|-----------|
| HG020612TS01 | 1.3-in x 5.5-in x 12-ft Square Transcend Havana Gold | Havana Gold | each |
| HG020616TS01 | 1.3-in x 5.5-in x 16-ft Square Transcend Havana Gold | Havana Gold | each |
| HG020620TS01 | 1.3-in x 5.5-in x 20-ft Square Transcend Havana Gold | Havana Gold | each |
| IM020612TS01 | 1.3-in x 5.5-in x 12-ft Square Transcend Island Mist | Island Mist | each |
| IM020616TS01 | 1.3-in x 5.5-in x 16-ft Square Transcend Island Mist | Island Mist | each |
| IM020620TS01 | 1.3-in x 5.5-in x 20-ft Square Transcend Island Mist | Island Mist | each |
| LR020612TS01 | 1.3-in x 5.5-in x 12-ft Square Transcend Lava Rock | Lava Rock | each |
| LR020616TS01 | 1.3-in x 5.5-in x 16-ft Square Transcend Lava Rock | Lava Rock | each |
| LR020620TS01 | 1.3-in x 5.5-in x 20-ft Square Transcend Lava Rock | Lava Rock | each |
| SR020612TS01 | 1.3-in x 5.5-in x 12-ft Square Transcend Spiced Rum | Spiced Rum | each |
| SR020616TS01 | 1.3-in x 5.5-in x 16-ft Square Transcend Spiced Rum | Spiced Rum | each |
| SR020620TS01 | 1.3-in x 5.5-in x 20-ft Square Transcend Spiced Rum | Spiced Rum | each |
| TT020612TS01 | 1.3-in x 5.5-in x 12-ft Square Transcend Tiki Torch | Tiki Torch | each |
| TT020616TS01 | 1.3-in x 5.5-in x 16-ft Square Transcend Tiki Torch | Tiki Torch | each |
| TT020620TS01 | 1.3-in x 5.5-in x 20-ft Square Transcend Tiki Torch | Tiki Torch | each |

TREX TRANSCEND 2X4 (1.3-IN X 3.4-IN) SQUARE DECK BOARDS

| Trex Item # | Product Description | Color | Unit Pack |
|--------------|--|-------------|-----------|
| HG020416TS01 | 1.3-in x 3.4-in x 16-ft Square Transcend Havana Gold | Havana Gold | each |
| IM020416TS01 | 1.3-in x 3.4-in x 16-ft Square Transcend Island Mist | Island Mist | each |
| LR020416TS01 | 1.3-in x 3.4-in x 16-ft Square Transcend Lava Rock | Lava Rock | each |
| SR020416TS01 | 1.3-in x 3.4-in x 16-ft Square Transcend Spiced Rum | Spiced Rum | each |
| TT020416TS01 | 1.3-in x 3.4-in x 16-ft Square Transcend Tiki Torch | Tiki Torch | each |

TREX SELECT .82-IN X 5.5-IN GROOVED DECK BOARDS

| Trex Item # | Product Description | Color | Unit Pack |
|--------------|--|-----------------|-----------|
| MB010612SG01 | .82-in x 5.5-in x 12-ft Grooved Select Madeira | Madeira | each |
| MB010616SG01 | .82-in x 5.5-in x 16-ft Grooved Select Madeira | Madeira | each |
| MB010620SG01 | .82-in x 5.5-in x 20-ft Grooved Select Madeira | Madeira | each |
| PG010612SG01 | .82-in x 5.5-in x 12-ft Grooved Select Pebble Grey | Pebble Grey | each |
| PG010616SG01 | .82-in x 5.5-in x 16-ft Grooved Select Pebble Grey | Pebble Grey | each |
| PG010620SG01 | .82-in x 5.5-in x 20-ft Grooved Select Pebble Grey | Pebble Grey | each |
| SD010612SG01 | .82-in x 5.5-in x 12-ft Grooved Select Saddle | Saddle | each |
| SD010616SG01 | .82-in x 5.5-in x 16-ft Grooved Select Saddle | Saddle | each |
| SD010620SG01 | .82-in x 5.5-in x 20-ft Grooved Select Saddle | Saddle | each |
| WG010612SG01 | .82-in x 5.5-in x 12-ft Grooved Select Winchester Grey | Winchester Grey | each |
| WG010616SG01 | .82-in x 5.5-in x 16-ft Grooved Select Winchester Grey | Winchester Grey | each |
| WG010620SG01 | .82-in x 5.5-in x 20-ft Grooved Select Winchester Grey | Winchester Grey | each |
| WB010612SG01 | .82-in x 5.5-in x 12-ft Grooved Select Woodland Brown | Woodland Brown | each |
| WB010616SG01 | .82-in x 5.5-in x 16-ft Grooved Select Woodland Brown | Woodland Brown | each |
| WB010620SG01 | .82-in x 5.5-in x 20-ft Grooved Select Woodland Brown | Woodland Brown | each |

TREX SELECT .82-IN X 5.5-IN SQUARE DECK BOARDS

| Trex Item # | Product Description | Color | Unit Pack |
|--------------|---|-----------------|-----------|
| MB010612SS01 | .82-in x 5.5-in x 12-ft Square Select Madeira | Madeira | each |
| MB010616SS01 | .82-in x 5.5-in x 16-ft Square Select Madeira | Madeira | each |
| MB010620SS01 | .82-in x 5.5-in x 20-ft Square Select Madeira | Madeira | each |
| PG010612SS01 | .82-in x 5.5-in x 12-ft Square Select Pebble Grey | Pebble Grey | each |
| PG010616SS01 | .82-in x 5.5-in x 16-ft Square Select Pebble Grey | Pebble Grey | each |
| PG010620SS01 | .82-in x 5.5-in x 20-ft Square Select Pebble Grey | Pebble Grey | each |
| SD010612SS01 | .82-in x 5.5-in x 12-ft Square Select Saddle | Saddle | each |
| SD010616SS01 | .82-in x 5.5-in x 16-ft Square Select Saddle | Saddle | each |
| SD010620SS01 | .82-in x 5.5-in x 20-ft Square Select Saddle | Saddle | each |
| WG010612SS01 | .82-in x 5.5-in x 12-ft Square Select Winchester Grey | Winchester Grey | each |
| WG010616SS01 | .82-in x 5.5-in x 16-ft Square Select Winchester Grey | Winchester Grey | each |
| WG010620SS01 | .82-in x 5.5-in x 20-ft Square Select Winchester Grey | Winchester Grey | each |
| WB010612SS01 | .82-in x 5.5-in x 12-ft Square Select Woodland Brown | Woodland Brown | each |
| WB010616SS01 | .82-in x 5.5-in x 16-ft Square Select Woodland Brown | Woodland Brown | each |
| WB010620SS01 | .82-in x 5.5-in x 20-ft Square Select Woodland Brown | Woodland Brown | each |

TREX SELECT 2X6 (1.3-IN X 5.5-IN) SQUARE DECK BOARDS

| Trex Item # | Product Description | Color | Unit Pack |
|--------------|--|----------------|-----------|
| MB020612SS01 | 1.3-in x 5.5-in x 12-ft Square Select Madeira | Madeira | each |
| MB020616SS01 | 1.3-in x 5.5-in x 16-ft Square Select Madeira | Madeira | each |
| MB020620SS01 | 1.3-in x 5.5-in x 20-ft Square Select Madeira | Madeira | each |
| PG020612SS01 | 1.3-in x 5.5-in x 12-ft Square Select Pebble Grey | Pebble Grey | each |
| PG020616SS01 | 1.3-in x 5.5-in x 16-ft Square Select Pebble Grey | Pebble Grey | each |
| PG020620SS01 | 1.3-in x 5.5-in x 20-ft Square Select Pebble Grey | Pebble Grey | each |
| SD020612SS01 | 1.3-in x 5.5-in x 12-ft Square Select Saddle | Saddle | each |
| SD020616SS01 | 1.3-in x 5.5-in x 16-ft Square Select Saddle | Saddle | each |
| SD020620SS01 | 1.3-in x 5.5-in x 20-ft Square Select Saddle | Saddle | each |
| WB020612SS01 | 1.3-in x 5.5-in x 12-ft Square Select Woodland Brown | Woodland Brown | each |
| WB020616SS01 | 1.3-in x 5.5-in x 16-ft Square Select Woodland Brown | Woodland Brown | each |
| WB020620SS01 | 1.3-in x 5.5-in x 20-ft Square Select Woodland Brown | Woodland Brown | each |

TREX ENHANCE NATURALS .94-IN X 5.5-IN GROOVED DECK BOARDS

| Trex Item # | Product Description | Color | Unit Pack |
|---------------|--|---------------|-----------|
| CB010612E2G01 | .94-in x 5.5-in x 12-ft Grooved Enhance Naturals Coastal Bluff | Coastal Bluff | each |
| CB010616E2G01 | .94-in x 5.5-in x 16-ft Grooved Enhance Naturals Coastal Bluff | Coastal Bluff | each |
| CB010620E2G01 | .94-in x 5.5-in x 20-ft Grooved Enhance Naturals Coastal Bluff | Coastal Bluff | each |
| FW010612E2G01 | .94-in x 5.5-in x 12-ft Grooved Enhance Naturals Foggy Wharf | Foggy Wharf | each |
| FW010616E2G01 | .94-in x 5.5-in x 16-ft Grooved Enhance Naturals Foggy Wharf | Foggy Wharf | each |
| FW010620E2G01 | .94-in x 5.5-in x 20-ft Grooved Enhance Naturals Foggy Wharf | Foggy Wharf | each |
| RH010612E2G01 | .94-in x 5.5-in x 12-ft Grooved Enhance Naturals Rocky Harbor | Rocky Harbor | each |
| RH010616E2G01 | .94-in x 5.5-in x 16-ft Grooved Enhance Naturals Rocky Harbor | Rocky Harbor | each |
| RH010620E2G01 | .94-in x 5.5-in x 20-ft Grooved Enhance Naturals Rocky Harbor | Rocky Harbor | each |
| TS010612E2G01 | .94-in x 5.5-in x 12-ft Grooved Enhance Naturals Toasted Sand | Toasted Sand | each |
| TS010616E2G01 | .94-in x 5.5-in x 16-ft Grooved Enhance Naturals Toasted Sand | Toasted Sand | each |
| TS010620E2G01 | .94-in x 5.5-in x 20-ft Grooved Enhance Naturals Toasted Sand | Toasted Sand | each |

TREX ENHANCE NATURALS .94-IN X 5.5-IN SQUARE DECK BOARDS

| Trex Item # | Product Description | Color | Unit Pack |
|---------------|---|---------------|-----------|
| CB010612E2S01 | .94-in x 5.5-in x 12-ft Square Enhance Naturals Coastal Bluff | Coastal Bluff | each |
| CB010616E2S01 | .94-in x 5.5-in x 16-ft Square Enhance Naturals Coastal Bluff | Coastal Bluff | each |
| CB010620E2S01 | .94-in x 5.5-in x 20-ft Square Enhance Naturals Coastal Bluff | Coastal Bluff | each |
| FW010612E2S01 | .94-in x 5.5-in x 12-ft Square Enhance Naturals Foggy Wharf | Foggy Wharf | each |
| FW010616E2S01 | .94-in x 5.5-in x 16-ft Square Enhance Naturals Foggy Wharf | Foggy Wharf | each |
| FW010620E2S01 | .94-in x 5.5-in x 20-ft Square Enhance Naturals Foggy Wharf | Foggy Wharf | each |
| RH010612E2S01 | .94-in x 5.5-in x 12-ft Square Enhance Naturals Rocky Harbor | Rocky Harbor | each |
| RH010616E2S01 | .94-in x 5.5-in x 16-ft Square Enhance Naturals Rocky Harbor | Rocky Harbor | each |
| RH010620E2S01 | .94-in x 5.5-in x 20-ft Square Enhance Naturals Rocky Harbor | Rocky Harbor | each |
| TS010612E2S01 | .94-in x 5.5-in x 12-ft Square Enhance Naturals Toasted Sand | Toasted Sand | each |
| TS010616E2S01 | .94-in x 5.5-in x 16-ft Square Enhance Naturals Toasted Sand | Toasted Sand | each |
| TS010620E2S01 | .94-in x 5.5-in x 20-ft Square Enhance Naturals Toasted Sand | Toasted Sand | each |

TREX ENHANCE BASICS .94-IN X 5.5-IN GROOVED DECK BOARDS

| Trex Item # | Product Description | Color | Unit Pack |
|---------------|---|------------|-----------|
| BD010612E2G01 | .94-in x 5.5-in x 12-ft Grooved Enhance Basics Beach Dune | Beach Dune | each |
| BD010616E2G01 | .94-in x 5.5-in x 16-ft Grooved Enhance Basics Beach Dune | Beach Dune | each |
| BD010620E2G01 | .94-in x 5.5-in x 20-ft Grooved Enhance Basics Beach Dune | Beach Dune | each |
| CS010612E2G01 | .94-in x 5.5-in x 12-ft Grooved Enhance Basics Clam Shell | Clam Shell | each |
| CS010616E2G01 | .94-in x 5.5-in x 16-ft Grooved Enhance Basics Clam Shell | Clam Shell | each |
| CS010620E2G01 | .94-in x 5.5-in x 20-ft Grooved Enhance Basics Clam Shell | Clam Shell | each |
| SD010612E2G01 | .94-in x 5.5-in x 12-ft Grooved Enhance Basics Saddle | Saddle | each |
| SD010616E2G01 | .94-in x 5.5-in x 16-ft Grooved Enhance Basics Saddle | Saddle | each |
| SD010620E2G01 | .94-in x 5.5-in x 20-ft Grooved Enhance Basics Saddle | Saddle | each |

TREX ENHANCE BASICS .94-IN X 5.5-IN SQUARE DECK BOARDS

| Trex Item # | Product Description | Color | Unit Pack |
|---------------|--|------------|-----------|
| BD010612E2S01 | .94-in x 5.5-in x 12-ft Square Enhance Basics Beach Dune | Beach Dune | each |
| BD010616E2S01 | .94-in x 5.5-in x 16-ft Square Enhance Basics Beach Dune | Beach Dune | each |
| BD010620E2S01 | .94-in x 5.5-in x 20-ft Square Enhance Basics Beach Dune | Beach Dune | each |
| CS010612E2S01 | .94-in x 5.5-in x 12-ft Square Enhance Basics Clam Shell | Clam Shell | each |
| CS010616E2S01 | .94-in x 5.5-in x 16-ft Square Enhance Basics Clam Shell | Clam Shell | each |
| CS010620E2S01 | .94-in x 5.5-in x 20-ft Square Enhance Basics Clam Shell | Clam Shell | each |
| SD010612E2S01 | .94-in x 5.5-in x 12-ft Square Enhance Basics Saddle | Saddle | each |
| SD010616E2S01 | .94-in x 5.5-in x 16-ft Square Enhance Basics Saddle | Saddle | each |
| SD010620E2S01 | .94-in x 5.5-in x 20-ft Square Enhance Basics Saddle | Saddle | each |

FASCIA

TREX TRANSCEND LINEAGE FASCIA

| Trex Item # | Product Description | Color | Unit Pack |
|---------------|--|----------|-----------|
| BC010812TLS01 | .56-in x 7.25-in x 12-ft Transcend Fascia Biscayne | Biscayne | each |
| CL010812TLS01 | .56-in x 7.25-in x 12-ft Transcend Fascia Carmel | Carmel | each |
| JA010812TLS01 | .56-in x 7.25-in x 12-ft Transcend Fascia Jasper | Jasper | each |
| RN010812TLS01 | .56-in x 7.25-in x 12-ft Transcend Fascia Rainier | Rainier | each |
| BC011212TLS01 | .56-in x 11.375-in x 12-ft Transcend Fascia Biscayne | Biscayne | each |
| CL011212TLS01 | .56-in x 11.375-in x 12-ft Transcend Fascia Carmel | Carmel | each |
| JA011212TLS01 | .56-in x 11.375-in x 12-ft Transcend Fascia Jasper | Jasper | each |
| RN011212TLS01 | .56-in x 11.375-in x 12-ft Transcend Fascia Rainier | Rainier | each |

TREX TRANSCEND FASCIA

| Trex Item # | Product Description | Color | Unit Pack |
|---------------|---|-----------------|-----------|
| GP010812T2S01 | .56-in x 7.25-in x 12-ft Transcend Fascia Gravel Path | Gravel Path | each |
| HG010812TS01 | .56-in x 7.25-in x 12-ft Transcend Fascia Havana Gold | Havana Gold | each |
| IM010812TS01 | .56-in x 7.25-in x 12-ft Transcend Fascia Island Mist | Island Mist | each |
| LR010812TS01 | .56-in x 7.25-in x 12-ft Transcend Fascia Lava Rock | Lava Rock | each |
| RS010812T2S01 | .56-in x 7.25-in x 12-ft Transcend Fascia Rope Swing | Rope Swing | each |
| SR010812TS01 | .56-in x 7.25-in x 12-ft Transcend Fascia Spiced Rum | Spiced Rum | each |
| TT010812TS01 | .56-in x 7.25-in x 12-ft Transcend Fascia Tiki Torch | Tiki Torch | each |
| VL010812T2S01 | .56-in x 7.25-in x 12-ft Transcend Fascia Vintage Lantern | Vintage Lantern | each |
| GP011212T2S01 | .56-in x 11.375-in x 12-ft Transcend Fascia Gravel Path | Gravel Path | each |
| HG011212TS01 | .56-in x 11.375-in x 12-ft Transcend Fascia Havana Gold | Havana Gold | each |
| IM011212TS01 | .56-in x 11.375-in x 12-ft Transcend Fascia Island Mist | Island Mist | each |
| LR011212TS01 | .56-in x 11.375-in x 12-ft Transcend Fascia Lava Rock | Lava Rock | each |
| RS011212T2S01 | .56-in x 11.375-in x 12-ft Transcend Fascia Rope Swing | Rope Swing | each |
| SR011212TS01 | .56-in x 11.375-in x 12-ft Transcend Fascia Spiced Rum | Spiced Rum | each |
| TT011212TS01 | .56-in x 11.375-in x 12-ft Transcend Fascia Tiki Torch | Tiki Torch | each |
| VL011212T2S01 | .56-in x 11.375-in x 12-ft Transcend Fascia Vintage Lantern | Vintage Lantern | each |

TREX SELECT FASCIA

| Trex Item # | Product Description | Color | Unit Pack |
|--------------|--|-----------------|-----------|
| MB010812SS01 | .56-in x 7.25-in x 12-ft Select Fascia Madeira | Madeira | each |
| PG010812SS01 | .56-in x 7.25-in x 12-ft Select Fascia Pebble Grey | Pebble Grey | each |
| SD010812SS01 | .56-in x 7.25-in x 12-ft Select Fascia Saddle | Saddle | each |
| WG010812SS01 | .56-in x 7.25-in x 12-ft Select Fascia Winchester Grey | Winchester Grey | each |
| WB010812SS01 | .56-in x 7.25-in x 12-ft Select Fascia Woodland Brown | Woodland Brown | each |
| MB011212SS01 | .56-in x 11.375-in x 12-ft Select Fascia Madeira | Madeira | each |
| PG011212SS01 | .56-in x 11.375-in x 12-ft Select Fascia Pebble Grey | Pebble Grey | each |
| WG011212SS01 | .56-in x 11.375-in x 12-ft Select Fascia Winchester Grey | Winchester Grey | each |
| WB011212SS01 | .56-in x 11.375-in x 12-ft Select Fascia Woodland Brown | Woodland Brown | each |
| SD011212SS01 | .56-in x 11.375-in x 12-ft Select Fascia Saddle | Saddle | each |

TREX ENHANCE FASCIA

| Trex Item # | Product Description | Color | Unit Pack |
|---------------|--|---------------|-----------|
| CB010812E2S01 | .56-in x 7.25-in x 12-ft Enhance Naturals Fascia Coastal Bluff | Coastal Bluff | each |
| FW010812E2S01 | .56-in x 7.25-in x 12-ft Enhance Naturals Fascia Foggy Wharf | Foggy Wharf | each |
| RH010812E2S01 | .56-in x 7.25-in x 12-ft Enhance Naturals Fascia Rocky Harbor | Rocky Harbor | each |
| TS010812E2S01 | .56-in x 7.25-in x 12-ft Enhance Naturals Fascia Toasted Sand | Toasted Sand | each |
| BD010812E2S01 | .56-in x 7.25-in x 12-ft Enhance Basics Fascia Beach Dune | Beach Dune | each |
| CS010812E2S01 | .56-in x 7.25-in x 12-ft Enhance Basics Fascia Clam Shell | Clam Shell | each |
| SD010812E2S01 | .56-in x 7.25-in x 12-ft Enhance Basics Fascia Saddle | Saddle | each |
| CB011212E2S01 | .56-in x 11.375-in x 12-ft Enhance Naturals Fascia Coastal Bluff | Coastal Bluff | each |
| FW011212E2S01 | .56-in x 11.375-in x 12-ft Enhance Naturals Fascia Foggy Wharf | Foggy Wharf | each |
| RH011212E2S01 | .56-in x 11.375-in x 12-ft Enhance Naturals Fascia Rocky Harbor | Rocky Harbor | each |
| TS011212E2S01 | .56-in x 11.375-in x 12-ft Enhance Naturals Fascia Toasted Sand | Toasted Sand | each |
| BD011212E2S01 | .56-in x 11.375-in x 12-ft Enhance Basics Fascia Beach Dune | Beach Dune | each |
| CS011212E2S01 | .56-in x 11.375-in x 12-ft Enhance Basics Fascia Clam Shell | Clam Shell | each |
| SD011212E2S01 | .56-in x 11.375-in x 12-ft Enhance Basics Fascia Saddle | Saddle | each |

TREX UNIVERSAL FASCIA

| Trex Item # | Product Description | Color | Unit Pack |
|--------------|---|-----------------|-----------|
| WW010812ES01 | .56-in x 7.25-in x 12-ft Universal Fascia Universal White | Universal White | each |
| WW011212ES01 | .56-in x 11.375-in x 12-ft Universal Fascia Universal White | Universal White | each |

FASTENERS

TREX HIDEAWAY HIDDEN FASTENING SYSTEM

| Trex Item # | Product Description | Color | Unit Pack |
|-----------------|--|-------|-----------|
| PUNIVCONCLIP | Universal Fastener-90 Glass Filled Nylon Clips-Box for 50 sq ft for 16-in O.C. | Black | each |
| DA00002 | Universal Fastener-900 Glass Filled Nylon Clips-Bucket for 500 sq ft for 16-in O.C. | Black | each |
| UNIVSTARTCLIP01 | Universal Starter Clip Bag-36 Starter Clips-All Decking for 400 sq ft for 16-in O.C. | Black | each |
| ONESTEPTL | Trex Universal Fastener Installation Tool | Black | each |
| ROUTBIT | Router Bit | Black | each |

HIDDEN FASTENER CALCULATION TIPS

UNIVERSAL FASTENERS NEEDED

of joists x # of decking boards = # of Universal Fasteners

Ninety (90) Universal Fasteners will cover approximately 50 sq. ft. (4.6 m²) using 5.5" (140 mm) decking boards on 16" (406 mm) center

| Joist Spacing (on center) | Deck Size Square Feet | | | | |
|------------------------------|-----------------------|-----|-----|-----|------|
| | 100 | 200 | 300 | 400 | 500 |
| 12" (304 mm) | 210 | 441 | 672 | 882 | 1113 |
| 16" (406 mm) | 175 | 336 | 512 | 672 | 848 |
| 24" (609 mm) | 110 | 231 | 352 | 462 | 583 |

START CLIPS NEEDED

You will need 0.75 clips for every lineal foot of decking.
For example, 40 ft of decking would require 30 start clips.

0.75 x ____ ft of decking = # of start clips

NOTE: When using hidden fasteners (both start clips and universal fasteners), one must be used on every joist.

NOTE: Do not share a single clip at butt seams (end to end) of decking boards. Install framing board along joist where seams will butt, and use a fastener on each side of both boards.



RAILING

STEP 1 TREX RAILING – POST SLEEVES & ACCESSORIES

| Trex Item # | Product Description | Color | Unit Pack |
|---------------|--|-----------------|-----------|
| BK040439APS | 4.45-in x 4.45-in x 40-in Post Sleeve – Fits over a 4x4 pressure treated post – Charcoal Black | Charcoal Black | each |
| WT040439APS | 4.45-in x 4.45-in x 40-in Post Sleeve – Fits over a 4x4 pressure treated post – Classic White | Classic White | each |
| GP040439APS | 4.45-in x 4.45-in x 40-in Post Sleeve – Fits over a 4x4 pressure treated post – Gravel Path | Gravel Path | each |
| RS040439APS | 4.45-in x 4.45-in x 40-in Post Sleeve – Fits over a 4x4 pressure treated post – Rope Swing | Rope Swing | each |
| TH040439APS | 4.45-in x 4.45-in x 40-in Post Sleeve – Fits over a 4x4 pressure treated post – Tree House | Tree House | each |
| VL040439APS | 4.45-in x 4.45-in x 40-in Post Sleeve – Fits over a 4x4 pressure treated post – Vintage Lantern | Vintage Lantern | each |
| BK0404108APS | 4.45-in x 4.45-in x 108-in Post Sleeve – Fits over a 4x4 pressure treated post – Charcoal Black | Charcoal Black | each |
| WT0404108APS | 4.45-in x 4.45-in x 108-in Post Sleeve – Fits over a 4x4 pressure treated post – Classic White | Classic White | each |
| GP0404108APS | 4.45-in x 4.45-in x 108-in Post Sleeve – Fits over a 4x4 pressure treated post – Gravel Path | Gravel Path | each |
| RS0404108APS | 4.45-in x 4.45-in x 108-in Post Sleeve – Fits over a 4x4 pressure treated post – Rope Swing | Rope Swing | each |
| TH0404108APS | 4.45-in x 4.45-in x 108-in Post Sleeve – Fits over a 4x4 pressure treated post – Tree House | Tree House | each |
| VL0404108APS | 4.45-in x 4.45-in x 108-in Post Sleeve – Fits over a 4x4 pressure treated post – Vintage Lantern | Vintage Lantern | each |
| WT060639APS | 5.5-in x 5.5-in x 39-in Post Sleeve – Fits over a 4x4 pressure treated post – Classic White | Classic White | each |
| WT0606108APS | 5.5-in x 5.5-in x 108-in Post Sleeve – Fits over a 4x4 pressure treated post – Classic White | Classic White | each |
| ALPOSTMOUNT36 | Aluminum Surface Mount Post for 36-in Rail Height – 1 Box | Black | box |
| ALPOSTMOUNT42 | Aluminum Surface Mount Post for 42-in Rail Height – 1 Box | Black | box |
| ALPOSTHWDECK | Aluminum Mounting Plate and Hardware | N/A | bag |
| ALPOSTHWCONC | Concrete Post Mount Kit | N/A | each |

STEP 2a TREX RAILING – POST SLEEVE CAPS

| Trex Item # | Product Description | Color | Unit Pack |
|-------------|--|-----------------|-----------|
| PBKSQCAP4X4 | 4.55-in x 4.55-in Post Sleeve Flat Cap – Charcoal Black | Charcoal Black | each |
| PWTSQCAP4X4 | 4.55-in x 4.55-in Post Sleeve Flat Cap – Classic White | Classic White | each |
| PGPSQCAP4X4 | 4.55-in x 4.55-in Post Sleeve Flat Cap – Gravel Path | Gravel Path | each |
| PRSSQCAP4X4 | 4.55-in x 4.55-in Post Sleeve Flat Cap – Rope Swing | Rope Swing | each |
| PTHSQCAP4X4 | 4.55-in x 4.55-in Post Sleeve Flat Cap – Tree House | Tree House | each |
| PVLSQCAP4X4 | 4.55-in x 4.55-in Post Sleeve Flat Cap – Vintage Lantern | Vintage Lantern | each |
| PSQCAP6X6 | 5.55-in x 5.55-in Post Sleeve Flat Cap – Classic White | Classic White | each |

STEP 2b TREX RAILING – POST SLEEVE SKIRTS

| Trex Item # | Product Description | Color | Unit Pack |
|-------------|---|-----------------|-----------|
| PBKSIRT4X4 | 4.55-in x 4.55-in Post Sleeve Skirt – Charcoal Black | Charcoal Black | each |
| PWTSIRT4X4 | 4.55-in x 4.55-in Post Sleeve Skirt – Classic White | Classic White | each |
| PGPSIRT4X4 | 4.55-in x 4.55-in Post Sleeve Skirt – Gravel Path | Gravel Path | each |
| PRSSIRT4X4 | 4.55-in x 4.55-in Post Sleeve Skirt – Rope Swing | Rope Swing | each |
| PTHSIRT4X4 | 4.55-in x 4.55-in Post Sleeve Skirt – Tree House | Tree House | each |
| PVLSIRT4X4 | 4.55-in x 4.55-in Post Sleeve Skirt – Vintage Lantern | Vintage Lantern | each |
| WTSKIRT6X6 | 5.55-in x 5.55-in Post Sleeve Skirt – Classic White | Classic White | each |

STEP 1+2 TREX SIGNATURE RAILING – ALUMINUM POSTS

| Trex Item # | Product Description | Color | Unit Pack |
|------------------|---|----------------|-----------|
| BZAL252537RCAP | 2.5-in x 2.5-in x 37-in Signature Post with Cap and Skirt – Horizontal – Bronze | Bronze | each |
| BKAL252537RCAP | 2.5-in x 2.5-in x 37-in Signature Post with Cap and Skirt – Horizontal – Charcoal Black | Charcoal Black | each |
| WTAL252537RCAP | 2.5-in x 2.5-in x 37-in Signature Post with Cap and Skirt – Horizontal – Classic White | Classic White | each |
| BZAL252543RCAP | 2.5-in x 2.5-in x 43-in Signature Post with Cap and Skirt – Horizontal – Bronze | Bronze | each |
| BKAL252543RCAP | 2.5-in x 2.5-in x 43-in Signature Post with Cap and Skirt – Horizontal – Charcoal Black | Charcoal Black | each |
| WTAL252543RCAP | 2.5-in x 2.5-in x 43-in Signature Post with Cap and Skirt – Horizontal – Classic White | Classic White | each |
| BZAL252553RCAP | 2.5-in x 2.5-in x 53-in Signature Post with Cap and Skirt – Stair – Bronze | Bronze | each |
| BKAL252553RCAP | 2.5-in x 2.5-in x 53-in Signature Post with Cap and Skirt – Stair – Charcoal Black | Charcoal Black | each |
| WTAL252553RCAP | 2.5-in x 2.5-in x 53-in Signature Post with Cap and Skirt – Stair – Classic White | Classic White | each |
| BKCORNERFMNTWOOD | Fascia Mount Post – Corner Kit – 1 per corner – Wood – Black | Black | each |
| BZCORNERFMNTWOOD | Fascia Mount Post – Corner Kit – 1 per corner – Wood – Bronze | Bronze | each |
| WTCORNERFMNTWOOD | Fascia Mount Post – Corner Kit – 1 per corner – Wood – Classic White | Classic White | each |

STEP 1+2 TREX SIGNATURE RAILING – ALUMINUM CROSSOVER POSTS

Includes post with premounted crossover bracket and skirt.

| Trex Item # | Product Description | Color | Unit Pack |
|----------------|---|----------------|-----------|
| BZAL252536RCCP | 2.5-in x 2.5-in x 36-in Signature Crossover Post – Bronze | Bronze | each |
| BKAL252536RCCP | 2.5-in x 2.5-in x 36-in Signature Crossover Post – Charcoal Black | Charcoal Black | each |
| WTAL252536RCCP | 2.5-in x 2.5-in x 36-in Signature Crossover Post – Classic White | Classic White | each |
| BZAL252542RCCP | 2.5-in x 2.5-in x 42-in Signature Crossover Post – Bronze | Bronze | each |
| BKAL252542RCCP | 2.5-in x 2.5-in x 42-in Signature Crossover Post – Charcoal Black | Charcoal Black | each |
| WTAL252542RCCP | 2.5-in x 2.5-in x 42-in Signature Crossover Post – Classic White | Classic White | each |

STEP 1+2 TREX SIGNATURE RAILING – POST ACCESSORIES

| Trex Item # | Product Description | Color | Unit Pack |
|--------------|--|----------------|-----------|
| BZFMNTWOOD | Signature Fascia Mount Kit – Wood – Bronze | Bronze | bag |
| BKFMNTWOOD | Signature Fascia Mount Kit – Wood – Charcoal Black | Charcoal Black | bag |
| WTFMNTWOOD | Signature Fascia Mount Kit – Wood – Classic White | Classic White | bag |
| ALPOSTHWDECK | Aluminum Mounting Plate and Hardware | N/A | each |
| ALPOSTHWCONC | Concrete Post Mount Kit | N/A | each |

STEP 3**TREX SIGNATURE RAILING – ALUMINUM RAIL & BALUSTER KITS**

Includes top rail, bottom rail, balusters and mounting & support hardware.

| Trex Item # | Product Description | Color | Unit Pack |
|-------------|--|----------------|-----------|
| BKAR0636HRK | 72-in x 36-in Signature Rail Kit with Round Balusters – Horizontal – Charcoal Black | Charcoal Black | box |
| BZAS0636HRK | 72-in x 36-in Signature Rail Kit with Square Balusters – Horizontal – Bronze | Bronze | box |
| BKAS0636HRK | 72-in x 36-in Signature Rail Kit with Square Balusters – Horizontal – Charcoal Black | Charcoal Black | box |
| WTAS0636HRK | 72-in x 36-in Signature Rail Kit with Square Balusters – Horizontal – Classic White | Classic White | box |
| BKAR0636SRK | 72-in x 36-in Signature Rail Kit with Round Balusters – Stair – Charcoal Black | Charcoal Black | box |
| BZAS0636SRK | 72-in x 36-in Signature Rail Kit with Square Balusters – Stair – Bronze | Bronze | box |
| BKAS0636SRK | 72-in x 36-in Signature Rail Kit with Square Balusters – Stair – Charcoal Black | Charcoal Black | box |
| WTAS0636SRK | 72-in x 36-in Signature Rail Kit with Square Balusters – Stair – Classic White | Classic White | box |
| BKAR0642HRK | 72-in x 42-in Signature Rail Kit with Round Balusters – Horizontal – Charcoal Black | Charcoal Black | box |
| BZAS0642HRK | 72-in x 42-in Signature Rail Kit with Square Balusters – Horizontal – Bronze | Bronze | box |
| BKAS0642HRK | 72-in x 42-in Signature Rail Kit with Square Balusters – Horizontal – Charcoal Black | Charcoal Black | box |
| WTAS0642HRK | 72-in x 42-in Signature Rail Kit with Square Balusters – Horizontal – Classic White | Classic White | box |
| BKAR0642SRK | 72-in x 42-in Signature Rail Kit with Round Balusters – Stair – Charcoal Black | Charcoal Black | box |
| BZAS0642SRK | 72-in x 42-in Signature Rail Kit with Square Balusters – Stair – Bronze | Bronze | box |
| BKAS0642SRK | 72-in x 42-in Signature Rail Kit with Square Balusters – Stair – Charcoal Black | Charcoal Black | box |
| WTAS0642SRK | 72-in x 42-in Signature Rail Kit with Square Balusters – Stair – Classic White | Classic White | box |
| BKAR0836HRK | 96-in x 36-in Signature Rail Kit with Round Balusters – Horizontal – Charcoal Black | Charcoal Black | box |
| BZAS0836HRK | 96-in x 36-in Signature Rail Kit with Square Balusters – Horizontal – Bronze | Bronze | box |
| BKAS0836HRK | 96-in x 36-in Signature Rail Kit with Square Balusters – Horizontal – Charcoal Black | Charcoal Black | box |
| WTAS0836HRK | 96-in x 36-in Signature Rail Kit with Square Balusters – Horizontal – Classic White | Classic White | box |
| BKAR0836SRK | 96-in x 36-in Signature Rail Kit with Round Balusters – Stair – Charcoal Black | Charcoal Black | box |
| BZAS0836SRK | 96-in x 36-in Signature Rail Kit with Square Balusters – Stair – Bronze | Bronze | box |
| BKAS0836SRK | 96-in x 36-in Signature Rail Kit with Square Balusters – Stair – Charcoal Black | Charcoal Black | box |
| WTAS0836SRK | 96-in x 36-in Signature Rail Kit with Square Balusters – Stair – Classic White | Classic White | box |
| BKAR0842HRK | 96-in x 42-in Signature Rail Kit with Round Balusters – Horizontal – Charcoal Black | Charcoal Black | box |
| BZAS0842HRK | 96-in x 42-in Signature Rail Kit with Square Balusters – Horizontal – Bronze | Bronze | box |
| BKAS0842HRK | 96-in x 42-in Signature Rail Kit with Square Balusters – Horizontal – Charcoal Black | Charcoal Black | box |
| WTAS0842HRK | 96-in x 42-in Signature Rail Kit with Square Balusters – Horizontal – Classic White | Classic White | box |
| BKAR0842SRK | 96-in x 42-in Signature Rail Kit with Round Balusters – Stair – Charcoal Black | Charcoal Black | box |
| BZAS0842SRK | 96-in x 42-in Signature Rail Kit with Square Balusters – Stair – Bronze | Bronze | box |
| BKAS0842SRK | 96-in x 42-in Signature Rail Kit with Square Balusters – Stair – Charcoal Black | Charcoal Black | box |
| WTAS0842SRK | 96-in x 42-in Signature Rail Kit with Square Balusters – Stair – Classic White | Classic White | box |

STEP 3**TREX SIGNATURE RAILING – ASSEMBLED ALUMINUM PANELS**

Includes a preassembled panel of railing with square balusters. Mounting hardware sold separately.

| Trex Item # | Product Description | Color | Unit Pack |
|---------------|--|----------------|-----------|
| BKAS0636HRPNL | 72-in x 36-in Signature Rail Assembled Panel with Square Balusters – Horizontal – (no hardware) – Charcoal Black | Charcoal Black | each |
| BKAS0642HRPNL | 72-in x 42-in Signature Rail Assembled Panel with Square Balusters – Horizontal – (no hardware) – Charcoal Black | Charcoal Black | each |
| BKAS0836HRPNL | 96-in x 36-in Signature Rail Assembled Panel with Square Balusters – Horizontal – (no hardware) – Charcoal Black | Charcoal Black | each |
| BKAS0842HRPNL | 96-in x 42-in Signature Rail Assembled Panel with Square Balusters – Horizontal – (no hardware) – Charcoal Black | Charcoal Black | each |

STEP 3

TREX SIGNATURE RAILING – ROD RAIL KITS

Includes top rail, bottom rail, rods and mounting & support hardware.

| Trex Item # | Product Description | Color | Unit Pack |
|----------------|--|----------------|-----------|
| BZPLROD0636HRK | 72-in x 36-in Signature Bronze Frame and Platinum Rod Railing – Horizontal | Bronze | each |
| BKBKROD0636HRK | 72-in x 36-in Signature Charcoal Black Frame and Black Rod Railing – Horizontal | Charcoal Black | each |
| BKPLROD0636HRK | 72-in x 36-in Signature Charcoal Black Frame and Platinum Rod Railing – Horizontal | Charcoal Black | each |
| BZPLROD0636SRK | 72-in x 36-in Signature Bronze Frame and Platinum Rod Railing – Stair | Bronze | each |
| BKBKROD0636SRK | 72-in x 36-in Signature Charcoal Black Frame and Black Rod Railing – Stair | Charcoal Black | each |
| BKPLROD0636SRK | 72-in x 36-in Signature Charcoal Black Frame and Platinum Rod Railing – Stair | Charcoal Black | each |
| BZPLROD0642HRK | 72-in x 42-in Signature Bronze Frame and Platinum Rod Railing – Horizontal | Bronze | each |
| BKBKROD0642HRK | 72-in x 42-in Signature Charcoal Black Frame and Black Rod Railing – Horizontal | Charcoal Black | each |
| BKPLROD0642HRK | 72-in x 42-in Signature Charcoal Black Frame and Platinum Rod Railing – Horizontal | Charcoal Black | each |
| BZPLROD0642SRK | 72-in x 42-in Signature Bronze Frame and Platinum Rod Railing – Stair | Bronze | each |
| BKBKROD0642SRK | 72-in x 42-in Signature Charcoal Black Frame and Black Rod Railing – Stair | Charcoal Black | each |
| BKPLROD0642SRK | 72-in x 42-in Signature Charcoal Black Frame and Platinum Rod Railing – Stair | Charcoal Black | each |
| BZPLROD0836HRK | 96-in x 36-in Signature Bronze Frame and Platinum Rod Railing – Horizontal | Bronze | each |
| BKBKROD0836HRK | 96-in x 36-in Signature Charcoal Black Frame and Black Rod Railing – Horizontal | Charcoal Black | each |
| BKPLROD0836HRK | 96-in x 36-in Signature Charcoal Black Frame and Platinum Rod Railing – Horizontal | Charcoal Black | each |
| BZPLROD0836SRK | 96-in x 36-in Signature Bronze Frame and Platinum Rod Railing – Stair | Bronze | each |
| BKBKROD0836SRK | 96-in x 36-in Signature Charcoal Black Frame and Black Rod Railing – Stair | Charcoal Black | each |
| BKPLROD0836SRK | 96-in x 36-in Signature Charcoal Black Frame and Platinum Rod Railing – Stair | Charcoal Black | each |
| BZPLROD0842HRK | 96-in x 42-in Signature Bronze Frame and Platinum Rod Railing – Horizontal | Bronze | each |
| BKPLROD0842HRK | 96-in x 42-in Signature Charcoal Black Frame and Platinum Rod Railing – Horizontal | Charcoal Black | each |
| BKBKROD0842HRK | 96-in x 42-in Signature Charcoal Black Frame and Black Rod Railing – Horizontal | Charcoal Black | each |
| BZPLROD0842SRK | 96-in x 42-in Signature Bronze Frame and Platinum Rod Railing – Stair | Bronze | each |
| BKBKROD0842SRK | 96-in x 42-in Signature Charcoal Black Frame and Black Rod Railing – Stair | Charcoal Black | each |
| BKPLROD0842SRK | 96-in x 42-in Signature Charcoal Black Frame and Platinum Rod Railing – Stair | Charcoal Black | each |

STEP ACCESSORY

3

TREX SIGNATURE RAILING – ROD RAIL VERTICAL CUT KITS

Includes end verticals, anti-rattle straws and mounting hardware.

Use as an accessory for cut rod railing sections, brackets not included.

| Trex Item # | Product Description | Color | Unit Pack |
|---------------|---|----------------|-----------|
| BK36RODHVERTK | 36-in Signature Rod Rail Vertical Kit – Horizontal – Charcoal Black | Charcoal Black | bag |
| PL36RODHVERTK | 36-in Signature Rod Rail Vertical Kit – Horizontal – Platinum | Platinum | bag |
| BK36RODSVERTK | 36-in Signature Rod Rail Vertical Kit – Stair – Charcoal Black | Charcoal Black | bag |
| PL36RODSVERTK | 36-in Signature Rod Rail Vertical Kit – Stair – Platinum | Platinum | bag |
| BK42RODHVERTK | 42-in Signature Rod Rail Vertical Kit – Horizontal – Charcoal Black | Charcoal Black | bag |
| PL42RODHVERTK | 42-in Signature Rod Rail Vertical Kit – Horizontal – Platinum | Platinum | bag |
| BK42RODSVERTK | 42-in Signature Rod Rail Vertical Kit – Stair – Charcoal Black | Charcoal Black | bag |
| PL42RODSVERTK | 42-in Signature Rod Rail Vertical Kit – Stair – Platinum | Platinum | bag |

STEP 3**TREX SIGNATURE RAILING – MESH RAILING KITS**

Includes top rail, bottom rail, foot block, verticals, anti-rattle gaskets, hardware and bracket pack. Mesh infill panel not included.

| Trex Item # | Product Description | Color | Unit Pack |
|---------------|--|----------------|-----------|
| BZA0636PNLHRK | 72-in x 36-in Signature Mesh Railing Kit – Horizontal – Bronze | Bronze | box |
| BKA0636PNLHRK | 72-in x 36-in Signature Mesh Railing Kit – Horizontal – Charcoal Black | Charcoal Black | box |
| BZA0636PNLSRK | 72-in x 36-in Signature Mesh Railing Kit – Stair – Bronze | Bronze | box |
| BKA0636PNLSRK | 72-in x 36-in Signature Mesh Railing Kit – Stair – Charcoal Black | Charcoal Black | box |
| BZA0642PNLHRK | 72-in x 42-in Signature Mesh Railing Kit – Horizontal – Bronze | Bronze | box |
| BKA0642PNLHRK | 72-in x 42-in Signature Mesh Railing Kit – Horizontal – Charcoal Black | Charcoal Black | box |
| BZA0642PNLSRK | 72-in x 42-in Signature Mesh Railing Kit – Stair – Bronze | Bronze | box |
| BKA0642PNLSRK | 72-in x 42-in Signature Mesh Railing Kit – Stair – Charcoal Black | Charcoal Black | box |
| BZA0836PNLHRK | 96-in x 36-in Signature Mesh Railing Kit – Horizontal – Bronze | Bronze | box |
| BKA0836PNLHRK | 96-in x 36-in Signature Mesh Railing Kit – Horizontal – Charcoal Black | Charcoal Black | box |
| BZA0836PNLSRK | 96-in x 36-in Signature Mesh Railing Kit – Stair – Bronze | Bronze | box |
| BKA0836PNLSRK | 96-in x 36-in Signature Mesh Railing Kit – Stair – Charcoal Black | Charcoal Black | box |
| BZA0842PNLHRK | 96-in x 42-in Signature Mesh Railing Kit – Horizontal – Bronze | Bronze | box |
| BKA0842PNLHRK | 96-in x 42-in Signature Mesh Railing Kit – Horizontal – Charcoal Black | Charcoal Black | box |
| BZA0842PNLSRK | 96-in x 42-in Signature Mesh Railing Kit – Stair – Bronze | Bronze | box |
| BKA0842PNLSRK | 96-in x 42-in Signature Mesh Railing Kit – Stair – Charcoal Black | Charcoal Black | box |

STEP ACCESSORY**3****TREX SIGNATURE RAILING – MESH RAILING VERTICAL CUT KITS**

Includes end verticals, anti-rattle straws and mounting hardware. Use as an accessory for cut mesh railing sections, brackets not included. Requires Signature Tabless Fixed Bracket for assembly.

| Trex Item # | Product Description | Color | Unit Pack |
|----------------|---|----------------|-----------|
| BZ36MSHHVERTK | 36-in Signature Mesh Railing Vertical Kit – Horizontal – Bronze | Bronze | bag |
| BK36MSHHVERTK | 36-in Signature Mesh Railing Vertical Kit – Horizontal – Charcoal Black | Charcoal Black | bag |
| BZ36MSHSVVERTK | 36-in Signature Mesh Railing Vertical Kit – Stair – Bronze | Bronze | bag |
| BK36MSHSVVERTK | 36-in Signature Mesh Railing Vertical Kit – Stair – Charcoal Black | Charcoal Black | bag |
| BZ42MSHHVERTK | 42-in Signature Mesh Railing Vertical Kit – Horizontal – Bronze | Bronze | bag |
| BK42MSHHVERTK | 42-in Signature Mesh Railing Vertical Kit – Horizontal – Charcoal Black | Charcoal Black | bag |
| BZ42MSHSVVERTK | 42-in Signature Mesh Railing Vertical Kit – Stair – Bronze | Bronze | bag |
| BK42MSHSVVERTK | 42-in Signature Mesh Railing Vertical Kit – Stair – Charcoal Black | Charcoal Black | bag |

STEP 3**TREX SIGNATURE RAILING – GLASS RAILING KITS**

Includes top rail, bottom rail, foot block, verticals, hardware and bracket pack.

Glass paneling available at glass.trex.com

| Trex Item # | Product Description | Color | Unit Pack |
|-------------|---|----------------|-----------|
| BKA06HGLRK | 72-in Signature Glass Railing Kit – Horizontal – Charcoal Black | Charcoal Black | box |
| WTA06HGLRK | 72-in Signature Glass Railing Kit – Horizontal – Classic White | Classic White | box |

STEP 4**TREX SIGNATURE RAILING – MESH PANELS**

Includes 316L stainless steel mesh panel.

| Trex Item # | Product Description | Color | Unit Pack |
|--------------|---|-----------------|-----------|
| SSMESH0636HZ | 72-in x 36-in Signature Stainless Steel Mesh Panel – Horizontal | Stainless Steel | each |
| SSMESH0836HZ | 96-in x 36-in Signature Stainless Steel Mesh Panel – Horizontal | Stainless Steel | each |
| SSMESH0842HZ | 96-in x 42-in Signature Stainless Steel Mesh Panel – Horizontal | Stainless Steel | each |

ACCESSORIES

TREX SIGNATURE RAILING – HARDWARE

| Trex Item # | Product Description | Color | Unit Pack |
|------------------|--|----------------|-----------|
| SIGTEMPIRCPOST | Signature Horizontal Bracket Template – (36-in and 42-in) – 2.5-in Aluminum Post | N/A | each |
| SIGTEMP4X4SLEEVE | Signature Horizontal Bracket Template – (36-in and 42-in) – Composite Sleeve | N/A | each |
| BZCTBKAL10PK | Signature Cocktail Rail Bracket – with fasteners – 10 Pack – Bronze | Bronze | bag |
| BKCTBKAL10PK | Signature Cocktail Rail Bracket – with fasteners – 10 Pack – Charcoal Black | Charcoal Black | bag |
| WTCTBKAL10PK | Signature Cocktail Rail Bracket – with fasteners – 10 Pack – Classic White | Classic White | bag |
| BZFSBKAL | Signature Cut Kit – Fixed Bracket – Stair – 4 Pack – Bronze | Bronze | bag |
| BKFSBKAL | Signature Cut Kit – Fixed Bracket – Stair – 4 Pack – Charcoal Black | Charcoal Black | bag |
| WTFSBKAL | Signature Cut Kit – Fixed Bracket – Stair – 4 Pack – Classic White | Classic White | bag |
| BZFHBTALPNL | Signature Tabless Fixed Bracket – Horizontal – 4 Pack – Bronze | Bronze | bag |
| BKFHBTALPNL | Signature Tabless Fixed Bracket – Horizontal – 4 Pack – Charcoal Black | Charcoal Black | bag |
| WTFHBTALPNL | Signature Tabless Fixed Bracket – Horizontal – 4 Pack – Classic White | Classic White | bag |
| BZSWHBKAL | Signature Swivel Bracket – Horizontal – 2 Pack – Bronze | Bronze | bag |
| BKSWHBKAL | Signature Swivel Bracket – Horizontal – 2 Pack – Charcoal Black | Charcoal Black | bag |
| WTSWHBKAL | Signature Swivel Bracket – Horizontal – 2 Pack – Classic White | Classic White | bag |
| BZSWSBKAL | Signature Swivel Bracket – Stair – 2 Pack – Top and Bottom – Bronze | Bronze | bag |
| BKSWSBKAL | Signature Swivel Bracket – Stair – 2 Pack – Top and Bottom – Charcoal Black | Charcoal Black | bag |
| WTSWSBKAL | Signature Swivel Bracket – Stair – 2 Pack – Top and Bottom – Classic White | Classic White | bag |
| BZ25FHCBKAL | Signature 2.5-in Crossover Bracket Kit – Horizontal – 1 Pack – Bronze | Bronze | each |
| BK25FHCBKAL | Signature 2.5-in Crossover Bracket Kit – Horizontal – 1 Pack – Charcoal Black | Charcoal Black | each |
| WT25FHCBKAL | Signature 2.5-in Crossover Bracket Kit – Horizontal – 1 Pack – Classic White | Classic White | each |
| BZ25RCSWSCBKAL | Signature 2.5-in Swivel Crossover Bracket – Stair – 1 Pack – Bronze | Bronze | each |
| BK25RCSWSCBKAL | Signature 2.5-in Swivel Crossover Bracket – Stair – 1 Pack – Charcoal Black | Charcoal Black | each |
| WT25RCSWSCBKAL | Signature 2.5-in Swivel Crossover Bracket – Stair – 1 Pack – Classic White | Classic White | each |
| BZCPDSWBKAL | Signature Compound Swivel Bracket – Top and Bottom – 2 Pack – Bronze | Bronze | bag |
| BKCPDSWBKAL | Signature Compound Swivel Bracket – Top and Bottom – 2 Pack – Charcoal Black | Charcoal Black | bag |
| WTCPSWBKAL | Signature Compound Swivel Bracket – Top and Bottom – 2 Pack – Classic White | Classic White | bag |
| PBZALFTBLK | Signature Aluminum Foot Block – Bronze | Bronze | each |
| PBKALFTBLK | Signature Aluminum Foot Block – Charcoal Black | Charcoal Black | each |
| PWTALFTBLK | Signature Aluminum Foot Block – Classic White | Classic White | each |

STEP 3

TREX TRANSCEND RAILING – RAIL & BALUSTER KITS

Includes top rail, bottom rail, round aluminum or square composite balusters, baluster spacers, adjustable foot block and mounting hardware.

| Trex Item # | Product Description | Color | Unit Pack |
|-------------|---|----------------|-----------|
| BKRD0636HRK | 67.5-in x 36-in Transcend Rail Kit in Charcoal Black w Charcoal Black Round Aluminum Balusters – Horizontal | Charcoal Black | box |
| BKRD0642HRK | 67.5-in x 42-in Transcend Rail Kit in Charcoal Black w Charcoal Black Round Aluminum Balusters – Horizontal | Charcoal Black | box |
| BKRD0836HRK | 91.5-in x 36-in Transcend Rail Kit in Charcoal Black w Charcoal Black Round Aluminum Balusters – Horizontal | Charcoal Black | box |
| BKRD0842HRK | 91.5-in x 42-in Transcend Rail Kit in Charcoal Black w Charcoal Black Round Aluminum Balusters – Horizontal | Charcoal Black | box |
| BKRD0836SRK | 91.5-in x 36-in Transcend Rail Kit in Charcoal Black w Charcoal Black Round Aluminum Balusters – Stair | Charcoal Black | box |
| BKRD0842SRK | 91.5-in x 42-in Transcend Rail Kit in Charcoal Black w Charcoal Black Round Aluminum Balusters – Stair | Charcoal Black | box |

STEP 3

TREX TRANSCEND RAILING – RAIL & BALUSTER KITS (CONTINUED)

Includes top rail, bottom rail, round aluminum or square composite balusters, baluster spacers, adjustable foot block and mounting hardware.

| Trex Item # | Product Description | Color | Unit Pack |
|-------------|--|-----------------|-----------|
| BK0636HRK | 67.5-in x 36-in Transcend Rail Kit in Charcoal Black w Charcoal Black Composite Balusters – Horizontal | Charcoal Black | box |
| BK0642HRK | 67.5-in x 42-in Transcend Rail Kit in Charcoal Black w Charcoal Black Composite Balusters – Horizontal | Charcoal Black | box |
| BK0836HRK | 91.5-in x 36-in Transcend Rail Kit in Charcoal Black w Charcoal Black Composite Balusters – Horizontal | Charcoal Black | box |
| BK0842HRK | 91.5-in x 42-in Transcend Rail Kit in Charcoal Black w Charcoal Black Composite Balusters – Horizontal | Charcoal Black | box |
| BK0836SRK | 91.5-in x 36-in Transcend Rail Kit in Charcoal Black w Charcoal Black Composite Balusters – Stair | Charcoal Black | box |
| BK0842SRK | 91.5-in x 42-in Transcend Rail Kit in Charcoal Black w Charcoal Black Composite Balusters – Stair | Charcoal Black | box |
| WTRD0636HRK | 67.5-in x 36-in Transcend Rail Kit in Classic White w Charcoal Black Round Aluminum Balusters – Horizontal | Classic White | box |
| WTRD0836HRK | 91.5-in x 36-in Transcend Rail Kit in Classic White w Charcoal Black Round Aluminum Balusters – Horizontal | Classic White | box |
| WTRD0642HRK | 67.5-in x 42-in Transcend Rail Kit in Classic White w Charcoal Black Round Aluminum Balusters – Horizontal | Classic White | box |
| WTRD0842HRK | 91.5-in x 42-in Transcend Rail Kit in Classic White w Charcoal Black Round Aluminum Balusters – Horizontal | Classic White | box |
| WTRD0836SRK | 91.5-in x 36-in Transcend Rail Kit in Classic White w Charcoal Black Round Aluminum Balusters – Stair | Classic White | box |
| WTRD0842SRK | 91.5-in x 42-in Transcend Rail Kit in Classic White w Charcoal Black Round Aluminum Balusters – Stair | Classic White | box |
| WT0636HRK | 67.5-in x 36-in Transcend Rail Kit in Classic White w Classic White Composite Baluster – Horizontal | Classic White | box |
| WT0836HRK | 91.5-in x 36-in Transcend Rail Kit in Classic White w Classic White Composite Baluster – Horizontal | Classic White | box |
| WT0642HRK | 67.5-in x 42-in Transcend Rail Kit in Classic White w Classic White Composite Baluster – Horizontal | Classic White | box |
| WT0842HRK | 91.5-in x 42-in Transcend Rail Kit in Classic White w Classic White Composite Balusters – Horizontal | Classic White | box |
| WT0636SRK | 67.5-in x 36-in Transcend Rail Kit in Classic White w Classic White Composite Baluster – Stair | Classic White | box |
| WT0836SRK | 91.5-in x 36-in Transcend Rail Kit in Classic White w Classic White Composite Baluster – Stair | Classic White | box |
| WT0842SRK | 91.5-in x 42-in Transcend Rail Kit in Classic White w Classic White Composite Balusters – Stair | Classic White | box |
| VLRD0636HRK | 67.5-in x 36-in Transcend Rail Kit in Vintage Lantern w Charcoal Black Round Aluminum Balusters – Horizontal | Vintage Lantern | box |
| VLRD0836HRK | 91.5-in x 36-in Transcend Rail Kit in Vintage Lantern w Charcoal Black Round Aluminum Balusters – Horizontal | Vintage Lantern | box |
| VLRD0642HRK | 67.5-in x 42-in Transcend Rail Kit in Vintage Lantern w Charcoal Black Round Aluminum Balusters – Horizontal | Vintage Lantern | box |
| VLRD0842HRK | 91.5-in x 42-in Transcend Rail Kit in Vintage Lantern w Charcoal Black Round Aluminum Balusters – Horizontal | Vintage Lantern | box |
| VLRD0836SRK | 91.5-in x 36-in Transcend Rail Kit in Vintage Lantern w Charcoal Black Round Aluminum Balusters – Stair | Vintage Lantern | box |
| VLRD0842SRK | 91.5-in x 42-in Transcend Rail Kit in Vintage Lantern w Charcoal Black Round Aluminum Balusters – Stair | Vintage Lantern | box |
| VL0636HRK | 67.5-in x 36-in Transcend Rail Kit in Vintage Lantern w Vintage Lantern Composite Balusters – Horizontal | Vintage Lantern | box |
| VL0836HRK | 91.5-in x 36-in Transcend Rail Kit in Vintage Lantern w Vintage Lantern Composite Balusters – Horizontal | Vintage Lantern | box |
| VL0642HRK | 67.5-in x 42-in Transcend Rail Kit in Vintage Lantern w Vintage Lantern Composite Balusters – Horizontal | Vintage Lantern | box |
| VL0842HRK | 91.5-in x 42-in Transcend Rail Kit in Vintage Lantern w Vintage Lantern Composite Balusters – Horizontal | Vintage Lantern | box |
| VL0836SRK | 91.5-in x 36-in Transcend Rail Kit in Vintage Lantern w Vintage Lantern Composite Balusters – Stair | Vintage Lantern | box |
| VL0842SRK | 91.5-in x 42-in Transcend Rail Kit in Vintage Lantern w Vintage Lantern Composite Balusters – Stair | Vintage Lantern | box |

STEP 3

TREX TRANSCEND RAILING – COCKTAIL RAIL & BALUSTER KITS

Includes two Universal top/bottom rails, round aluminum balusters, baluster spacers, adjustable foot block and mounting hardware.

| Trex Item # | Product Description | Color | Unit Pack |
|-----------------|---|---------------|-----------|
| WTRD0636HRKCKTL | 67.5-in x 36-in Transcend Cocktail Rail & Baluster Kit – Horizontal – Classic White | Classic White | box |
| WTRD0836HRKCKTL | 91.5-in x 36-in Transcend Cocktail Rail & Baluster Kit – Horizontal – Classic White | Classic White | box |
| WTRD0836SRKCKTL | 91.5-in x 36-in Transcend Cocktail Rail & Baluster Kit – Stair – Classic White | Classic White | box |

STEP 3a

TREX TRANSCEND RAILING – TOP RAILS

| Trex Item # | Product Description | Color | Unit Pack |
|-------------|--|-----------------|-----------|
| BKCROWNTR06 | 67.5-in Crown Top Rail – Charcoal Black | Charcoal Black | each |
| WTCROWNTR06 | 67.5-in Crown Top Rail – Classic White | Classic White | each |
| GPCROWNTR06 | 67.5-in Crown Top Rail – Gravel Path | Gravel Path | each |
| RSCROWNTR06 | 67.5-in Crown Top Rail – Rope Swing | Rope Swing | each |
| THCROWNTR06 | 67.5-in Crown Top Rail – Tree House | Tree House | each |
| VLCROWNTR06 | 67.5-in Crown Top Rail – Vintage Lantern | Vintage Lantern | each |
| BKCROWNTR08 | 91.5-in Crown Top Rail – Charcoal Black | Charcoal Black | each |
| WTCROWNTR08 | 91.5-in Crown Top Rail – Classic White | Classic White | each |
| GPCROWNTR08 | 91.5-in Crown Top Rail – Gravel Path | Gravel Path | each |
| RSCROWNTR08 | 91.5-in Crown Top Rail – Rope Swing | Rope Swing | each |
| THCROWNTR08 | 91.5-in Crown Top Rail – Tree House | Tree House | each |
| VLCROWNTR08 | 91.5-in Crown Top Rail – Vintage Lantern | Vintage Lantern | each |

STEP 3b

TREX TRANSCEND RAILING – BOTTOM RAILS

| Trex Item # | Product Description | Color | Unit Pack |
|-------------|--|-----------------|-----------|
| BKUNIVTBR06 | 67.5-in Universal Top or Bottom Rail – Charcoal Black | Charcoal Black | each |
| WTUNIVTBR06 | 67.5-in Universal Top or Bottom Rail – Classic White | Classic White | each |
| GPUNIVTBR06 | 67.5-in Universal Top or Bottom Rail – Gravel Path | Gravel Path | each |
| RSUNIVTBR06 | 67.5-in Universal Top or Bottom Rail – Rope Swing | Rope Swing | each |
| THUNIVTBR06 | 67.5-in Universal Top or Bottom Rail – Tree House | Tree House | each |
| VLUNIVTBR06 | 67.5-in Universal Top or Bottom Rail – Vintage Lantern | Vintage Lantern | each |
| BKUNIVTBR08 | 91.5-in Universal Top or Bottom Rail – Charcoal Black | Charcoal Black | each |
| WTUNIVTBR08 | 91.5-in Universal Top or Bottom Rail – Classic White | Classic White | each |
| GPUNIVTBR08 | 91.5-in Universal Top or Bottom Rail – Gravel Path | Gravel Path | each |
| RSUNIVTBR08 | 91.5-in Universal Top or Bottom Rail – Rope Swing | Rope Swing | each |
| THUNIVTBR08 | 91.5-in Universal Top or Bottom Rail – Tree House | Tree House | each |
| VLUNIVTBR08 | 91.5-in Universal Top or Bottom Rail – Vintage Lantern | Vintage Lantern | each |

STEP 4 TREX TRANSCEND RAILING – BALUSTERS

| Trex Item # | Product Description | Color | Unit Pack |
|-------------|---|-----------------|-----------|
| BZTA30RBK | 30.25-in Round Aluminum Baluster Kit for 36-in Rail Height – 20 box – Bronze | Bronze | box |
| BKTA30RBK | 30.25-in Round Aluminum Baluster Kit for 36-in Rail Height – 20 box – Charcoal Black | Charcoal Black | box |
| WTTA30RBK | 30.25-in Round Aluminum Baluster Kit for 36-in Rail Height – 20 box – Classic White | Classic White | box |
| BZTA36RBK | 36.25-in Round Aluminum Baluster Kit for 42-in Rail Height – 20 box – Bronze | Bronze | box |
| BKTA36RBK | 36.25-in Round Aluminum Baluster Kit for 42-in Rail Height – 20 box – Charcoal Black | Charcoal Black | box |
| WTTA36RBK | 36.25-in Round Aluminum Baluster Kit for 42-in Rail Height – 20 box – Classic White | Classic White | box |
| BK020230SBK | 30.375-in Square Baluster Kit for 36-in Rail Height – 16 box – Charcoal Black | Charcoal Black | box |
| WT020230SBK | 30.375-in Square Baluster Kit for 36-in Rail Height – 16 box – Classic White | Classic White | box |
| GP020230SBK | 30.375-in Square Baluster Kit for 36-in Rail Height – 16 box – Gravel Path | Gravel Path | box |
| RS020230SBK | 30.375-in Square Baluster Kit for 36-in Rail Height – 16 box – Rope Swing | Rope Swing | box |
| TH020230SBK | 30.375-in Square Baluster Kit for 36-in Rail Height – 16 box – Tree House | Tree House | box |
| VL020230SBK | 30.375-in Square Baluster Kit for 36-in Rail Height – 16 box – Vintage Lantern | Vintage Lantern | box |
| BK020236SBK | 36.375-in Square Baluster Kit for 42-in Rail Height – (108-in Post Sleeve required for assembly) – 16 box – Charcoal Black | Charcoal Black | box |
| WT020236SBK | 36.375-in Square Baluster Kit for 42-in Rail Height – (108-in Post Sleeve required for assembly) – 16 box – Classic White | Classic White | box |
| GP020236SBK | 36.375-in Square Baluster Kit for 42-in Rail Height – (108-in Post Sleeve required for assembly) – 16 box – Gravel Path | Gravel Path | box |
| RS020236SBK | 36.375-in Square Baluster Kit for 42-in Rail Height – (108-in Post Sleeve required for assembly) – 16 box – Rope Swing | Rope Swing | box |
| TH020236SBK | 36.375-in Square Baluster Kit for 42-in Rail Height – (108-in Post Sleeve required for assembly) – 16 box – Tree House | Tree House | box |
| VL020236SBK | 36.375-in Square Baluster Kit for 42-in Rail Height – (108-in Post Sleeve required for assembly) – 16 box – Vintage Lantern | Vintage Lantern | box |

BALUSTERS NEEDED TO COMPLETE A RAILING SECTION

| BALUSTER TYPE | ORIENTATION | 6' SECTION | 8' SECTION |
|----------------|-------------|------------|------------|
| Round aluminum | Horizontal | 15 | 20 |
| | Stair | 12 | 16 |

Aluminum balusters are available in Classic White, Bronze and Charcoal Black.



| BALUSTER TYPE | ORIENTATION | 6' SECTION | 8' SECTION |
|------------------|-------------|------------|------------|
| Square composite | Horizontal | 13 | 18 |
| | Stair | 11 | 15 |

Composite balusters are available in Classic White, Charcoal Black, Gravel Path, Rope Swing, Tree House and Vintage Lantern.



STEP 5

TREX TRANSCEND RAILING – ACCESSORY INFILL KITS

Includes baluster spacers, adjustable foot block and mounting hardware.

| Trex Item # | Product Description | Color | Unit Pack |
|-------------|--|-----------------|-----------|
| BKRDHIK06 | 67.5-in Accessory Infill Kit for Round Aluminum Balusters – Horizontal – Charcoal Black | Charcoal Black | each |
| WTRDHIK06 | 67.5-in Accessory Infill Kit for Round Aluminum Balusters – Horizontal – Classic White | Classic White | each |
| GPRDHIK06 | 67.5-in Accessory Infill Kit for Round Aluminum Balusters – Horizontal – Gravel Path | Gravel Path | each |
| RSRDHIK06 | 67.5-in Accessory Infill Kit for Round Aluminum Balusters – Horizontal – Rope Swing | Rope Swing | each |
| THRDHIK06 | 67.5-in Accessory Infill Kit for Round Aluminum Balusters – Horizontal – Tree House | Tree House | each |
| VLRDHIK06 | 67.5-in Accessory Infill Kit for Round Aluminum Balusters – Horizontal – Vintage Lantern | Vintage Lantern | each |
| BKRDSIK06 | 67.5-in Accessory Infill Kit for Round Aluminum Balusters – Stair – Charcoal Black | Charcoal Black | each |
| WTRDSIK06 | 67.5-in Accessory Infill Kit for Round Aluminum Balusters – Stair – Classic White | Classic White | each |
| GPRDSIK06 | 67.5-in Accessory Infill Kit for Round Aluminum Balusters – Stair – Gravel Path | Gravel Path | each |
| RSRDSIK06 | 67.5-in Accessory Infill Kit for Round Aluminum Balusters – Stair – Rope Swing | Rope Swing | each |
| THRDSIK06 | 67.5-in Accessory Infill Kit for Round Aluminum Balusters – Stair – Tree House | Tree House | each |
| VLRDSIK06 | 67.5-in Accessory Infill Kit for Round Aluminum Balusters – Stair – Vintage Lantern | Vintage Lantern | each |
| BKSQHIK06 | 67.5-in Accessory Infill Kit for Square Composite Balusters – Horizontal – Charcoal Black | Charcoal Black | each |
| WTSQHIK06 | 67.5-in Accessory Infill Kit for Square Composite Balusters – Horizontal – Classic White | Classic White | each |
| GPSQHIK06 | 67.5-in Accessory Infill Kit for Square Composite Balusters – Horizontal – Gravel Path | Gravel Path | each |
| RSSQHIK06 | 67.5-in Accessory Infill Kit for Square Composite Balusters – Horizontal – Rope Swing | Rope Swing | each |
| THSQHIK06 | 67.5-in Accessory Infill Kit for Square Composite Balusters – Horizontal – Tree House | Tree House | each |
| VLSQHIK06 | 67.5-in Accessory Infill Kit for Square Composite Balusters – Horizontal – Vintage Lantern | Vintage Lantern | each |
| BKSQSIK06 | 67.5-in Accessory Infill Kit for Square Composite Balusters – Stair – Charcoal Black | Charcoal Black | each |
| WTSQSIK06 | 67.5-in Accessory Infill Kit for Square Composite Balusters – Stair – Classic White | Classic White | each |
| GPSQSIK06 | 67.5-in Accessory Infill Kit for Square Composite Balusters – Stair – Gravel Path | Gravel Path | each |
| RSSQSIK06 | 67.5-in Accessory Infill Kit for Square Composite Balusters – Stair – Rope Swing | Rope Swing | each |
| THSQSIK06 | 67.5-in Accessory Infill Kit for Square Composite Balusters – Stair – Tree House | Tree House | each |
| VLSQSIK06 | 67.5-in Accessory Infill Kit for Square Composite Balusters – Stair – Vintage Lantern | Vintage Lantern | each |
| BKRDHIK08 | 91.5-in Accessory Infill Kit for Round Aluminum Balusters – Horizontal – Charcoal Black | Charcoal Black | each |
| WTRDHIK08 | 91.5-in Accessory Infill Kit for Round Aluminum Balusters – Horizontal – Classic White | Classic White | each |
| GPRDHIK08 | 91.5-in Accessory Infill Kit for Round Aluminum Balusters – Horizontal – Gravel Path | Gravel Path | each |
| RSRDHIK08 | 91.5-in Accessory Infill Kit for Round Aluminum Balusters – Horizontal – Rope Swing | Rope Swing | each |
| THRDHIK08 | 91.5-in Accessory Infill Kit for Round Aluminum Balusters – Horizontal – Tree House | Tree House | each |
| VLRDHIK08 | 91.5-in Accessory Infill Kit for Round Aluminum Balusters – Horizontal – Vintage Lantern | Vintage Lantern | each |
| BKRDSIK08 | 91.5-in Accessory Infill Kit for Round Aluminum Balusters – Stair – Charcoal Black | Charcoal Black | each |
| WTRDSIK08 | 91.5-in Accessory Infill Kit for Round Aluminum Balusters – Stair – Classic White | Classic White | each |
| GPRDSIK08 | 91.5-in Accessory Infill Kit for Round Aluminum Balusters – Stair – Gravel Path | Gravel Path | each |
| RSRDSIK08 | 91.5-in Accessory Infill Kit for Round Aluminum Balusters – Stair – Rope Swing | Rope Swing | each |
| THRDSIK08 | 91.5-in Accessory Infill Kit for Round Aluminum Balusters – Stair – Tree House | Tree House | each |
| VLRDSIK08 | 91.5-in Accessory Infill Kit for Round Aluminum Balusters – Stair – Vintage Lantern | Vintage Lantern | each |

STEP 5

TREX TRANSCEND RAILING – ACCESSORY INFILL KITS (CONTINUED)

Includes baluster spacers, adjustable foot block and mounting hardware.

| Trex Item # | Product Description | Color | Unit Pack |
|-------------|--|-----------------|-----------|
| BKSQHIK08 | 91.5-in Accessory Infill Kit for Square Composite Balusters – Horizontal – Charcoal Black | Charcoal Black | each |
| WTSQHIK08 | 91.5-in Accessory Infill Kit for Square Composite Balusters – Horizontal – Classic White | Classic White | each |
| GPSQHIK08 | 91.5-in Accessory Infill Kit for Square Composite Balusters – Horizontal – Gravel Path | Gravel Path | each |
| RSSQHIK08 | 91.5-in Accessory Infill Kit for Square Composite Balusters – Horizontal – Rope Swing | Rope Swing | each |
| THSQHIK08 | 91.5-in Accessory Infill Kit for Square Composite Balusters – Horizontal – Tree House | Tree House | each |
| VLSQHIK08 | 91.5-in Accessory Infill Kit for Square Composite Balusters – Horizontal – Vintage Lantern | Vintage Lantern | each |
| BKSQSIK08 | 91.5-in Accessory Infill Kit for Square Composite Balusters – Stair – Charcoal Black | Charcoal Black | each |
| WTSQSIK08 | 91.5-in Accessory Infill Kit for Square Composite Balusters – Stair – Classic White | Classic White | each |
| GPSQSIK08 | 91.5-in Accessory Infill Kit for Square Composite Balusters – Stair – Gravel Path | Gravel Path | each |
| RSSQSIK08 | 91.5-in Accessory Infill Kit for Square Composite Balusters – Stair – Rope Swing | Rope Swing | each |
| THSQSIK08 | 91.5-in Accessory Infill Kit for Square Composite Balusters – Stair – Tree House | Tree House | each |
| VLSQSIK08 | 91.5-in Accessory Infill Kit for Square Composite Balusters – Stair – Vintage Lantern | Vintage Lantern | each |

STEP 5

TREX TRANSCEND RAILING – GLASS PANEL ACCESSORY KITS

Includes panel support moldings, adjustable foot block and mounting hardware.

Glass paneling available at glass.trex.com

| Trex Item # | Product Description | Color | Unit Pack |
|-------------|---|-----------------|-----------|
| BKGLIK06 | 67.5-in Transcend Glass Panel Accessory Kit – Charcoal Black | Charcoal Black | box |
| WTGLIK06 | 67.5-in Transcend Glass Panel Accessory Kit – Classic White | Classic White | box |
| GPGLIK06 | 67.5-in Transcend Glass Panel Accessory Kit – Gravel Path | Gravel Path | box |
| RSGLIK06 | 67.5-in Transcend Glass Panel Accessory Kit – Rope Swing | Rope Swing | box |
| THGLIK06 | 67.5-in Transcend Glass Panel Accessory Kit – Tree House | Tree House | box |
| VLGLIK06 | 67.5-in Transcend Glass Panel Accessory Kit – Vintage Lantern | Vintage Lantern | box |

ACCESSORIES

TREX TRANSCEND RAILING – FOOT BLOCKS

Includes 1 adjustable foot block.

| Trex Item # | Product Description | Color | Unit Pack |
|-------------|---|-----------------|-----------|
| PBKFTBLK | Adjustable Foot Block – Charcoal Black | Charcoal Black | each |
| PRWFTBLK | Adjustable Foot Block – Classic White | Classic White | each |
| PGPFTBLK | Adjustable Foot Block – Gravel Path | Gravel Path | each |
| PRSFTBLK | Adjustable Foot Block – Rope Swing | Rope Swing | each |
| PTHFTBLK | Adjustable Foot Block – Tree House | Tree House | each |
| PVLFTBLK | Adjustable Foot Block – Vintage Lantern | Vintage Lantern | each |

ACCESSORIES

TREX TRANSCEND RAILING – HARDWARE

Includes 2 Crown top rail gaskets, 4 Universal top/bottom rail gaskets, 4 RSB rail brackets, 8 Rail-to-bracket fasteners and 8 Rail-to-post fasteners.

| Trex Item # | Product Description | Color | Unit Pack |
|-------------|--|-----------------|-----------|
| BKHZACCYKIT | Mounting Hardware for Cut Rails – Horizontal – Charcoal Black | Charcoal Black | bag |
| WTHZACCYKIT | Mounting Hardware for Cut Rails – Horizontal – Classic White | Classic White | bag |
| GPHZACCYKIT | Mounting Hardware for Cut Rails – Horizontal – Gravel Path | Gravel Path | bag |
| RSHZACCYKIT | Mounting Hardware for Cut Rails – Horizontal – Rope Swing | Rope Swing | bag |
| THHZACCYKIT | Mounting Hardware for Cut Rails – Horizontal – Tree House | Tree House | bag |
| VLHZACCYKIT | Mounting Hardware for Cut Rails – Horizontal – Vintage Lantern | Vintage Lantern | bag |
| BKSTACCYKIT | Mounting Hardware for Cut Rails – Stair – Charcoal Black | Charcoal Black | bag |
| WTSTACCYKIT | Mounting Hardware for Cut Rails – Stair – Classic White | Classic White | bag |
| GPSTACCYKIT | Mounting Hardware for Cut Rails – Stair – Gravel Path | Gravel Path | bag |
| RSSTACCYKIT | Mounting Hardware for Cut Rails – Stair – Rope Swing | Rope Swing | bag |
| THSTACCYKIT | Mounting Hardware for Cut Rails – Stair – Tree House | Tree House | bag |
| VLSTACCYKIT | Mounting Hardware for Cut Rails – Stair – Vintage Lantern | Vintage Lantern | bag |

ACCESSORIES

TREX TRANSCEND RAILING – 22.5° GASKET PACKS

Includes 2 Crown top rail gaskets and 4 Universal top/bottom rail gaskets. Gasket pack for railing installed at a 22.5° angle off the post. Hardware not included.

| Trex Item # | Product Description | Color | Unit Pack |
|-------------|-------------------------------------|-----------------|-----------|
| BK22HGASK | 22.5° Gasket Pack – Charcoal Black | Charcoal Black | bag |
| WT22HGASK | 22.5° Gasket Pack – Classic White | Classic White | bag |
| GP22HGASK | 22.5° Gasket Pack – Gravel Path | Gravel Path | bag |
| RS22HGASK | 22.5° Gasket Pack – Rope Swing | Rope Swing | bag |
| TH22HGASK | 22.5° Gasket Pack – Tree House | Tree House | bag |
| VL22HGASK | 22.5° Gasket Pack – Vintage Lantern | Vintage Lantern | bag |

ACCESSORIES

TREX TRANSCEND RAILING – 45° BIRDSMOUTH GASKET PACKS

Includes (4) 45° adapters for RSB Rail Brackets, 2 Crown top rail gaskets and 4 Universal top/bottom rail gaskets. For 4" x 4" post. Bracket adapter pack for Trex Transcend railing installed at a 45° angle off the post. Hardware not included.

| Trex Item # | Product Description | Color | Unit Pack |
|--------------|--|-----------------|-----------|
| BK45RSBADAPK | 45° Birdsmouth Gasket Pack – 4x4 Post Sleeve – Gaskets and Hardware for one section of Railing – Charcoal Black | Charcoal Black | bag |
| WT45RSBADAPK | 45° Birdsmouth Gasket Pack – 4x4 Post Sleeve – Gaskets and Hardware for one section of Railing – Classic White | Classic White | bag |
| GP45RSBADAPK | 45° Birdsmouth Gasket Pack – 4x4 Post Sleeve – Gaskets and Hardware for one section of Railing – Gravel Path | Gravel Path | bag |
| RS45RSBADAPK | 45° Birdsmouth Gasket Pack – 4x4 Post Sleeve – Gaskets and Hardware for one section of Railing – Rope Swing | Rope Swing | bag |
| TH45RSBADAPK | 45° Birdsmouth Gasket Pack – 4x4 Post Sleeve – Gaskets and Hardware for one section of Railing – Tree House | Tree House | bag |
| VL45RSBADAPK | 45° Birdsmouth Gasket Pack – 4x4 Post Sleeve – Gaskets and Hardware for one section of Railing – Vintage Lantern | Vintage Lantern | bag |
| WT45HGASK | 45° Gasket Pack for 5.55-in x 5.55-in Post Sleeve for Crown or Universal Rails – Classic White | Classic White | bag |

STEP 3**TREX SELECT RAILING – RAIL & BALUSTER KITS**

Includes top rail, bottom rail, round aluminum balusters, adjustable foot block and hardware pack. Color option indicates Classic White rails. Round aluminum balusters come in Charcoal Black.

| Trex Item # | Product Description | Color | Unit Pack |
|---------------|---|---------------|-----------|
| WTRD0636HSELK | 67.5-in x 36-in Select Rail with Round Aluminum Baluster Kit – Horizontal – Classic White | Classic White | each |
| WTRD0642HSELK | 67.5-in x 42-in Select Rail with Round Aluminum Baluster Kit – Horizontal – Classic White | Classic White | each |
| WTRD0836HSELK | 91.5-in x 36-in Select Rail with Round Aluminum Baluster Kit – Horizontal – Classic White | Classic White | each |
| WTRD0842HSELK | 91.5-in x 42-in Select Rail with Round Aluminum Baluster Kit – Horizontal – Classic White | Classic White | each |
| WTRD0636SSELK | 67.5-in x 36-in Select Rail with Round Aluminum Baluster Kit – Stair – Classic White | Classic White | each |
| WTRD0836SSELK | 91.5-in x 36-in Select Rail with Round Aluminum Baluster Kit – Stair – Classic White | Classic White | each |
| WTRD0842SSELK | 91.5-in x 42-in Select Rail with Round Aluminum Baluster Kit – Stair – Classic White | Classic White | each |

ACCESSORIES**TREX SELECT RAILING – HARDWARE**

| Trex Item # | Product Description | Color | Unit Pack |
|--------------------|--|-------|-----------|
| PBKENHZBKT | Mounting Hardware for Cut Rails – Horizontal | Black | each |
| PBKENSTBKT | Mounting Hardware for Cut Rails – Stair | Black | each |
| SELALRAILSTIFFENER | Select 91.5-in Aluminum Rail Stiffener – IRC | N/A | each |

OUTDOOR LIGHTING**DECK LIGHTING****TREX OUTDOOR LIGHTING – POST CAPS**

| Trex Item # | Product Description | Color | Unit Pack |
|----------------|---|-----------------|-----------|
| BKSQLEDCAP4X4C | Trex DeckLighting LED Square Post Cap Light – Charcoal Black | Charcoal Black | each |
| WTSQLEDCAP4X4C | Trex DeckLighting LED Square Post Cap Light – Classic White | Classic White | each |
| GPSQLEDCAP4X4C | Trex DeckLighting LED Square Post Cap Light – Gravel Path | Gravel Path | each |
| RSSQLEDCAP4X4C | Trex DeckLighting LED Square Post Cap Light – Rope Swing | Rope Swing | each |
| THSQLEDCAP4X4C | Trex DeckLighting LED Square Post Cap Light – Tree House | Tree House | each |
| VLSQLEDCAP4X4C | Trex DeckLighting LED Square Post Cap Light – Vintage Lantern | Vintage Lantern | each |
| BZALCAPLED25 | CREE 2.5-in x 2.5-in Aluminum Signature Post Cap Light – Bronze | Bronze | each |
| BKALCAPLED25 | CREE 2.5-in x 2.5-in Aluminum Signature Post Cap Light – Charcoal Black | Charcoal Black | each |
| WTALCAPLED25 | CREE 2.5-in x 2.5-in Aluminum Signature Post Cap Light – Classic White | Classic White | each |

DECK LIGHTING**TREX OUTDOOR LIGHTING**

| Trex Item # | Product Description | Color | Unit Pack |
|----------------|---|----------------|-----------|
| BZALPOSTLAMPED | CREE Wedge Aluminum Deck Rail Light – 1 Pack – Bronze | Bronze | bag |
| BKALPOSTLAMPED | CREE Wedge Aluminum Deck Rail Light – 1 Pack – Charcoal Black | Charcoal Black | bag |
| WTALPOSTLAMPED | CREE Wedge Aluminum Deck Rail Light – 1 Pack – Classic White | Classic White | each |
| BZLAMPEDC | Trex DeckLighting LED Deck Rail Light – Bronze | Bronze | each |
| BKLAMPEDC | Trex DeckLighting LED Deck Rail Light – Charcoal Black | Charcoal Black | each |
| WTLAMPEDC | Trex DeckLighting LED Deck Rail Light – Classic White | Classic White | each |
| BZRISERLED4PKC | Trex DeckLighting LED Riser Lights – 4 Pack – Bronze | Bronze | bag |
| BKRISERLED4PKC | Trex DeckLighting LED Riser Lights – 4 Pack – Charcoal Black | Charcoal Black | bag |
| WTRISERLED4PKC | Trex DeckLighting LED Riser Lights – 4 Pack – Classic White | Classic White | bag |
| RECESSLED4PKC | Trex DeckLighting LED Recessed Light | Black | each |

ACCESSORIES

TREX OUTDOOR LIGHTING

| Trex Item # | Product Description | Color | Unit Pack |
|-------------------|---|-------|-----------|
| 25DLTRANSFORMER | 30 Watt Transformer with Timer and 20 Foot Wire Extension Cable | Black | each |
| 83DLTRANSFORMERCC | 100 Watt Constant Current Transformer with Timer and 20 Foot Wire Extension Cable | Black | each |
| DL5TFSPLIT1PK | Multi-Zone Transformer Adapter | Black | each |
| DLDIMMER | Remote Dimmer | Black | each |
| DL3SPLIT6PK | Trex LightHub – 3-Way Splitter – 6 Pack | Black | bag |
| DL5FTWR4PK | Trex LightHub – 5 Foot Male Wire – 4 Pack | Black | bag |
| DL6SPLIT4PK | Trex LightHub – 6-Way Splitter – 4 Pack | Black | bag |
| DL10FTWR4PK | Trex LightHub – 10 Foot Male Wire – 4 Pack | Black | bag |
| DL20FTWR4PK | Trex LightHub – 20 Foot Male Wire – 4 Pack | Black | bag |
| DL40FTWR2PK | Trex LightHub – 40 Foot Male Wire – 2 Pack | Black | bag |
| DL60FTWR1PK | Trex LightHub – 60 Foot Male Wire – 1 Pack | Black | bag |
| DLFADAP6PK | Trex LightHub – Female To Female Adapter – 6 Pack | Black | bag |

GATES

TREX GATES

Hardware sold separately.

| Trex Item # | Product Description | Color | Unit Pack |
|---------------|--|----------------|-----------|
| BZ36RDADJGATE | Adjustable Gate Kit for 36-in Railing Height – Round Balusters – Bronze | Bronze | each |
| BK36RDADJGATE | Adjustable Gate Kit for 36-in Railing Height – Round Balusters – Charcoal Black | Charcoal Black | each |
| WT36RDADJGATE | Adjustable Gate Kit for 36-in Railing Height – Round Balusters – Classic White | Classic White | each |
| BZ36SQADJGATE | Adjustable Gate Kit for 36-in Railing Height – Square Balusters – Bronze | Bronze | each |
| BK36SQADJGATE | Adjustable Gate Kit for 36-in Railing Height – Square Balusters – Charcoal Black | Charcoal Black | each |
| WT36SQADJGATE | Adjustable Gate Kit for 36-in Railing Height – Square Balusters – Classic White | Classic White | each |
| BZ42RDADJGATE | Adjustable Gate Kit for 42-in Railing Height – Round Balusters – Bronze | Bronze | each |
| BK42RDADJGATE | Adjustable Gate Kit for 42-in Railing Height – Round Balusters – Charcoal Black | Charcoal Black | each |
| WT42RDADJGATE | Adjustable Gate Kit for 42-in Railing Height – Round Balusters – Classic White | Classic White | each |
| BZ42SQADJGATE | Adjustable Gate Kit for 42-in Railing Height – Square Balusters – Bronze | Bronze | each |
| BK42SQADJGATE | Adjustable Gate Kit for 42-in Railing Height – Square Balusters – Charcoal Black | Charcoal Black | each |
| WT42SQADJGATE | Adjustable Gate Kit for 42-in Railing Height – Square Balusters – Classic White | Classic White | each |
| BKGATEHW | Gate Hardware Pack – Hasp and Adjustable Hinges – Black – 1 Per Gate Required | Black | bag |

ADA HANDRAIL

TREX ADA RAILING COMPONENTS

| Trex Item # | Product Description | Color | Unit Pack |
|-----------------|--|----------------|-----------|
| BKALADAADJELB | Adjustable ADA Elbow – Charcoal Black | Charcoal Black | each |
| BKALADA05ELB | 05° Elbow – Powder Coated Aluminum – Charcoal Black | Charcoal Black | each |
| BKALADA31ELB | 31° Elbow – Powder Coated Aluminum – Charcoal Black | Charcoal Black | each |
| BKALADA34ELB | 34° Elbow – Powder Coated Aluminum – Charcoal Black | Charcoal Black | each |
| BKALADA36ELB | 36° Elbow – Powder Coated Aluminum – Charcoal Black | Charcoal Black | each |
| BZALADA90ELB | 90° Elbow – Powder Coated Aluminum – Bronze | Bronze | each |
| BKALADA90ELB | 90° Elbow – Powder Coated Aluminum – Charcoal Black | Charcoal Black | each |
| BKALADA180CCANE | 180° Elbow – Powder Coated Aluminum – Charcoal Black | Charcoal Black | each |

TREX ADA RAILING COMPONENTS (CONTINUED)

| Trex Item # | Product Description | Color | Unit Pack |
|----------------|--|----------------|-----------|
| BZALADARAIL8 | 96-in Straight Rail – (1-38-in diameter) – Powder Coated Aluminum – Bronze | Bronze | each |
| BKALADARAIL8 | 96-in Straight Rail – (1-38-in diameter) – Powder Coated Aluminum – Charcoal Black | Charcoal Black | each |
| BKALADACLR | Aluminum Collar – Powder Coated Aluminum – each – Charcoal Black | Charcoal Black | each |
| BKALADAICORNER | Inside Corner Mount – Powder Coated Aluminum – Charcoal Black | Charcoal Black | each |
| BZALADACAP | Rail End Cap – Powder Coated Aluminum – each – Bronze | Bronze | each |
| BKALADACAP | Rail End Cap – Powder Coated Aluminum – each – Charcoal Black | Charcoal Black | each |
| BZALINTCONN | Straight Internal Connector with Collar – Bronze | Bronze | each |
| BKALINTCONN | Straight Internal Connector with Collar – Charcoal Black | Charcoal Black | each |
| BZALADAWMNT | Wall Mount – Powder Coated Aluminum – Bronze | Bronze | each |
| BKALADAWMNT | Wall Mount – Powder Coated Aluminum – Charcoal Black | Charcoal Black | each |
| BKALADA90WR | Wall Return 90° – Powder Coated Aluminum – Charcoal Black | Charcoal Black | each |
| BKALADAINLINE | Inline Rail Termination Adapter – Charcoal Black | Charcoal Black | each |

TREX RAINESCAPE

| Trex Item # | Product Description | Color | Unit Pack |
|-------------|--|--------|-----------|
| TRE0B54 | Trex RainEscape 12-ft Trough – Black | Black | each |
| TRE0054 | Trex RainEscape 12-ft Trough – Brown | Brown | each |
| TRE0B78 | Trex RainEscape 16-ft Trough – Black | Black | each |
| TRE0078 | Trex RainEscape 16-ft Trough – Brown | Brown | each |
| TRE0B23 | Trex RainEscape Down Spout – Black | Black | each |
| TRE0023 | Trex RainEscape Down Spout – Brown | Brown | each |
| TRE0099 | Trex RainEscape Butyl Caulk – White | White | each |
| TRE0067 | Trex RainEscape 4x4 Post Flash – Black | Black | each |
| TRE0046 | Trex RainEscape Wall Flash – Black | Black | each |
| TRE0BK100 | Trex RainEscape Soffit Light – Black | Black | each |
| TRE0BR100 | Trex RainEscape Soffit Light – Bronze | Bronze | each |
| TRE0WH100 | Trex RainEscape Soffit Light – White | White | each |
| TRE0200 | Trex RainEscape Soffit Light – Hole Saw | N/A | each |
| TRE0082 | Trex RainEscape Butyl Tape – Black | Black | each |
| TP0035 | Trex Protect Beam Tape – Black | Black | each |
| TP0033 | Trex Protect Joist Tape – Black | Black | each |
| TRE0050 | Trex RainEscape Steel Framing Tape – Black | Black | each |

DECKING *estimates*

Trex Transcend®
LINEAGE™



\$ _____
per L.F.

\$ _____
per sq. ft.


Trex Transcend®
TROPICALS & EARTH TONES



\$ _____
per L.F.

\$ _____
per sq. ft.

Trex Select®
EARTH TONES



\$ _____
per L.F.

\$ _____
per sq. ft.

Trex Enhance®
NATURALS



\$ _____
per L.F.

\$ _____
per sq. ft.

Trex Enhance®
BASICS




\$ _____
per L.F.

\$ _____
per sq. ft.



Available in 6-ft (72-in) and 8-ft (96-in)

RAILING LOOK *estimates*



ALL ALUMINUM LOOK

Charcoal Black posts, rails and square balusters


\$ _____
per L.F.



MIXED MATERIALS LOOK

Classic White composite posts with aluminum rails and square balusters in Charcoal Black


\$ _____
per L.F.



ROD RAIL LOOK

Charcoal Black posts, rails and rods

\$ _____
per L.F.



MESH RAILING LOOK

Bronze posts and rails with mesh infill panel

\$ _____
per L.F.



GLASS RAILING LOOK

Charcoal Black posts and rails with glass infill panel

\$ _____
per L.F.

Only available in 6-ft.
Glass paneling available at glass.trex.com

RAILING LOOK *estimates*

Trex Transcend® RAILING

Available in 67.5-in and 91.5-in



ALL COMPOSITE LOOK

Classic White posts, rails and square balusters

\$ _____
per L.F.



MIXED MATERIALS LOOK

Vintage Lantern composite posts and rails with round aluminum balusters in Charcoal Black

\$ _____
per L.F.



COMPOSITE LOOK WITH COCKTAIL RAIL

Charcoal Black posts, rails and square balusters with cocktail rail in Havana Gold

\$ _____
per L.F.



MIXED MATERIALS LOOK WITH COCKTAIL RAIL

Classic White composite posts and rails with round aluminum balusters in Charcoal Black and cocktail rail in Saddle

\$ _____
per L.F.

Trex[®]Select[®]

RAILING

Available in 67.5-in and 91.5-in



STANDARD LOOK

Classic White composite posts and rails with round aluminum balusters in Charcoal Black

\$

_____ per L.F.

Trex[®]Enhance[®]

RAILING

6-ft (72-in) available only in store



ON-SHELF LOOK

Classic White composite posts and rails with round aluminum balusters in Charcoal Black

\$

_____ per L.F.



ON-SHELF LOOK

Classic White posts and Vintage Lantern rails with round aluminum balusters in Charcoal Black

\$

_____ per L.F.



ON-SHELF LOOK

Charcoal Black composite posts and rails with round aluminum balusters in Charcoal Black

\$

_____ per L.F.



front: Enhance Naturals in Rocky Harbor with Enhance Railing in Classic White
back: Transcend Lineage in Rainier with Signature Rod Rail in Charcoal Black



Engineering What's Next
in Outdoor Living®

DECKING | RAILING | LIGHTING | FASCIA | KITCHENS | FURNITURE | PERGOLA | DRAINAGE
SPIRAL STAIRS | CORNHOLE | LATTICE | CLADDING | HIDDEN FASTENERS | FENCING

FIND US ON



Visit homedepot.trex.com or call 1-800-BUY-TREX

© 2023 Trex Company, Inc. All rights reserved. Trex®, the Trex logo, Trex Enhance®, Trex Select®, Trex Transcend®, Lineage®, Trex Signature®, Trex® OutdoorLighting™, Trex® Fascia, Trex® RainEscape®, Trex® Outdoor Furniture™, Trex Hideaway® and Trex LightHub® are either federally registered trademarks, trademarks or trade dress of Trex Company, Inc., Winchester, Virginia or its licensees.